



US00D533362S

(12) **United States Design Patent**  
**Giampavolo**

(10) **Patent No.:** **US D533,362 S**

(45) **Date of Patent:** **\*\* Dec. 12, 2006**

(54) **GARMENT HANGER**

(76) Inventor: **Paul Giampavolo**, 9 Hasta Way,  
Newton, NJ (US) 07860

(\*\*) Term: **14 Years**

(21) Appl. No.: **29/169,196**

(22) Filed: **Oct. 14, 2002**

(51) **LOC (8) Cl.** ..... **06-08**

(52) **U.S. Cl.** ..... **D6/328**

(58) **Field of Classification Search** ..... D6/315,  
D6/328, 513-514, 552; D8/300, 367, 380,  
D8/381, 354, 356, 373-374; D20/42; 248/214,  
248/339

See application file for complete search history.

(56) **References Cited**

**U.S. PATENT DOCUMENTS**

2,403,834	A	*	7/1946	Streit	.....	223/87
D201,594	S	*	7/1965	Woodard	.....	D28/8.1
3,783,995	A	*	1/1974	Tobin	.....	206/232
4,368,865	A	*	1/1983	Kolbe	.....	248/214
D321,795	S	*	11/1991	Winston	.....	D6/328
D331,695	S	*	12/1992	O'Keefe	.....	D8/356
D360,127	S	*	7/1995	Stiner	.....	D8/367
D375,673	S	*	11/1996	Schowalter	.....	D8/367
5,584,455	A		12/1996	Artemi	.....	248/214
D418,171	S	*	12/1999	Robinson et al.	.....	D20/42

D439,280	S	*	3/2001	Perelli	.....	D20/42
D456,703	S	*	5/2002	Sornsriwichai	.....	D8/402

\* cited by examiner

*Primary Examiner*—Stella Reid

*Assistant Examiner*—Daniel Bui

(74) *Attorney, Agent, or Firm*—Ostrolenk, Faber, Gerb & Soffen, LLP

(57) **CLAIM**

The ornamental design for a garment hanger, as shown and described.

**DESCRIPTION**

FIG. 1 is a front elevation view of a garment hanger, showing my new design, the rear elevation view is a mirror image thereof;

FIG. 2 is a right side elevation view thereof;

FIG. 3 is a left side elevation view thereof;

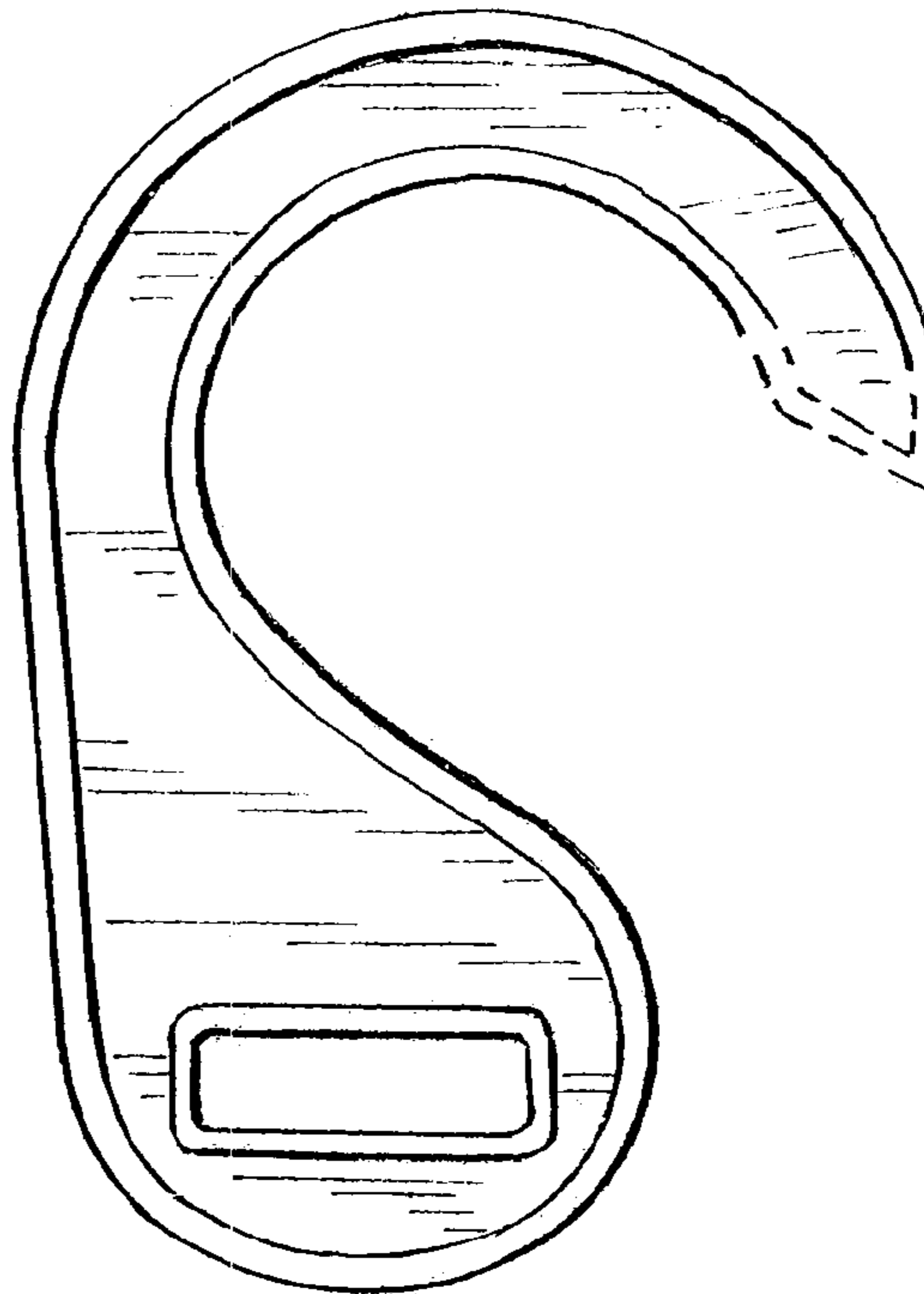

FIG. 4 is a front elevation view of a second embodiment of a garment hanger, showing my new design, the rear elevation view is a mirror image thereof;

FIG. 5 is a right side elevation view thereof; and,

FIG. 6 is a left side elevation view thereof.

The dash-dot line in FIGS. 1 and 4 represents the boundary line of the claimed design. The broken lines are for environmental purposes only and form no part of the claimed design.

**1 Claim, 2 Drawing Sheets**






FIG. 1



FIG. 2



FIG. 3

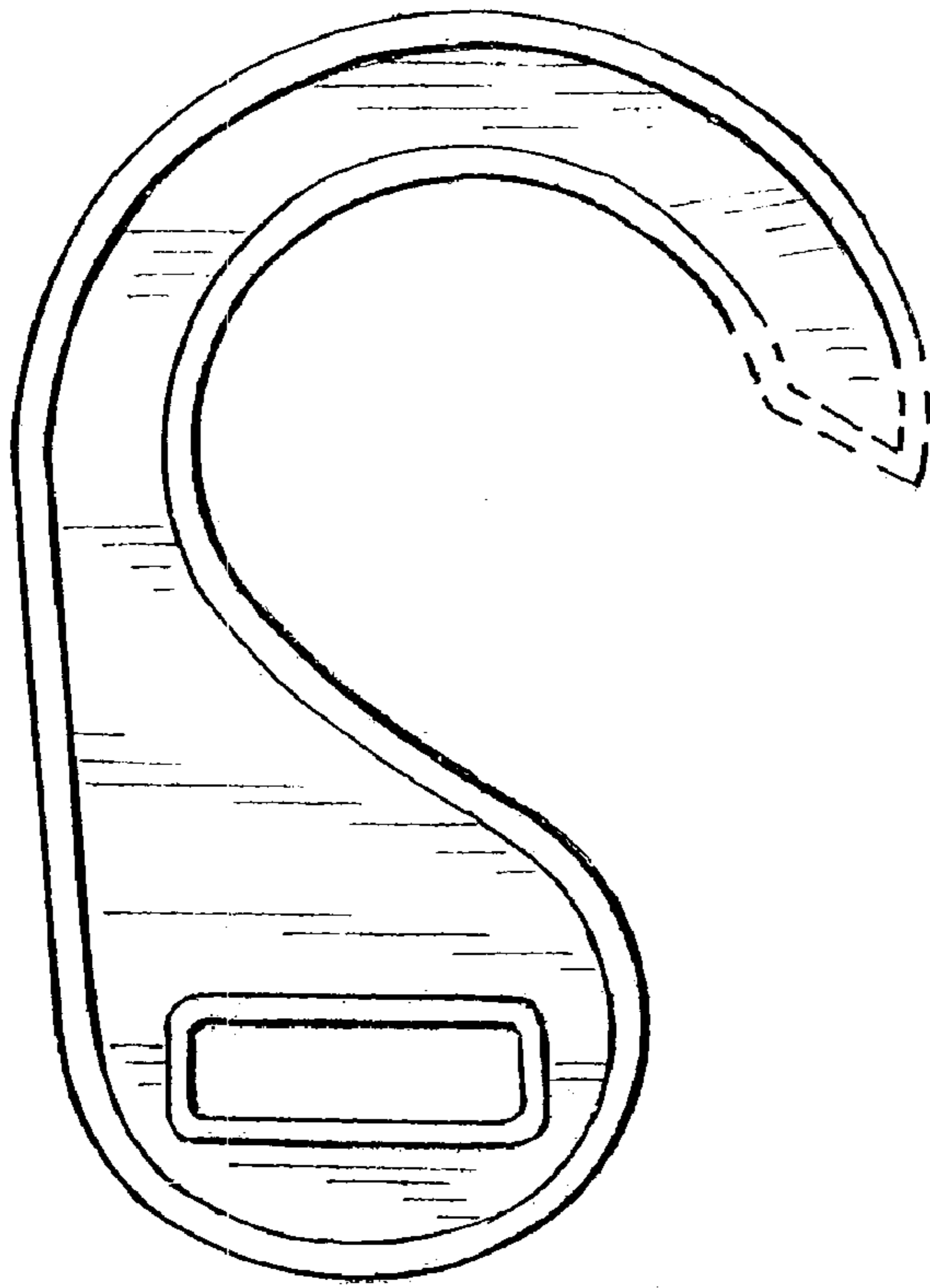


FIG. 4



FIG. 5



FIG. 6