

US00D533354S

(12) **United States Design Patent**  
**Huller**

(10) **Patent No.:** **US D533,354 S**

(45) **Date of Patent:** **\*\* Dec. 12, 2006**

(54) **BRUSH WITH HANDLE AND FLAT SURFACE**

D266,116 S \* 9/1982 Deconinck ..... D4/127  
4,912,801 A \* 4/1990 Hammill ..... 15/160  
D514,328 S \* 2/2006 Huang ..... D4/121

(76) Inventor: **Joachim Huller**, Reichenbergstrasse 3,  
D-77716-Fischerbach (DE)

**FOREIGN PATENT DOCUMENTS**

(\*\*) Term: **14 Years**

EP 0571799 12/1993  
FR 2626455 8/1989  
WO 9714331 4/1997

(21) Appl. No.: **29/231,356**

\* cited by examiner

(22) Filed: **Jun. 3, 2005**

(30) **Foreign Application Priority Data**

Dec. 3, 2004 (DE) ..... 4 04 06 880

*Primary Examiner*—Ian Simmons

*Assistant Examiner*—Lavone D. Tabor

(74) *Attorney, Agent, or Firm*—Horst M. Kasper

(51) **LOC (8) Cl.** ..... **04-02**

(57) **CLAIM**

(52) **U.S. Cl.** ..... **D4/129; D4/127; D4/135**

The ornamental design for a brush with handle and flat surface, as shown and described.

(58) **Field of Classification Search** ..... D4/127,  
D4/129, 130, 135, 138; D28/7, 28; D32/52;  
15/143.1, 159.1, 160, 171, 186–188, 229.11,  
15/229.13; 132/120, 313; 601/136–138  
See application file for complete search history.

**DESCRIPTION**

The claimed brush with handle and flat surface is used for cleaning shoes and clothing.

FIG. 1 is a top plan view of a brush with handle and flat surface showing my new design;

FIG. 2 is a front elevational view thereof, the rear being a mirror image;

FIG. 3 is a left side elevational view thereof; the right side being a mirror image; and,

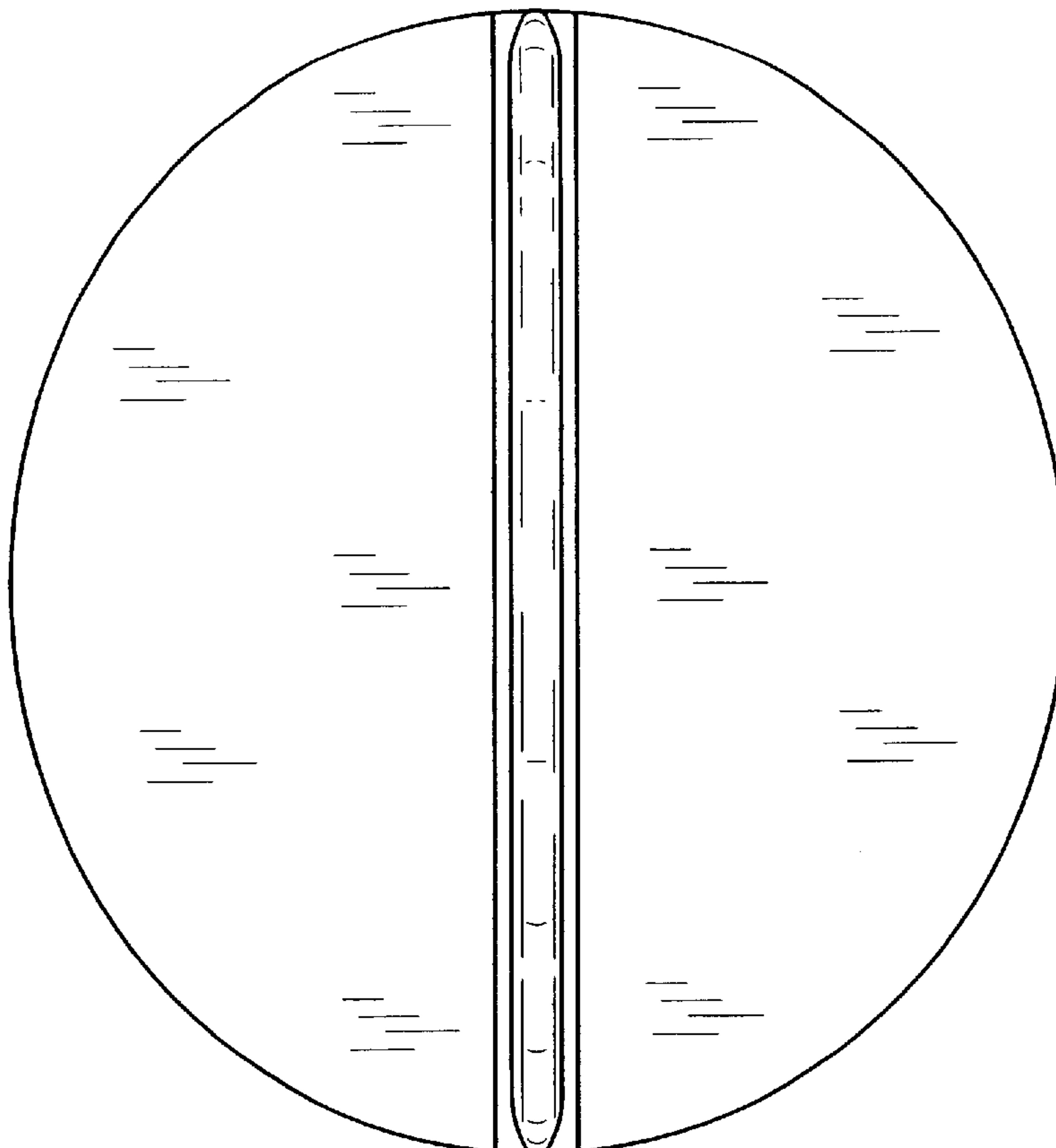
FIG. 4 is a perspective view thereof.

(56) **References Cited**

**U.S. PATENT DOCUMENTS**

1,281,660 A \* 10/1918 Replogle ..... 15/171 X  
D140,384 S \* 2/1945 Latshaw ..... D24/211  
D169,673 S \* 5/1953 Horton ..... D4/129  
2,914,785 A \* 12/1959 Ela ..... 15/143.1  
D189,444 S \* 12/1960 Elliott ..... D32/52  
3,865,370 A \* 2/1975 Rogers ..... 30/165

**1 Claim, 2 Drawing Sheets**



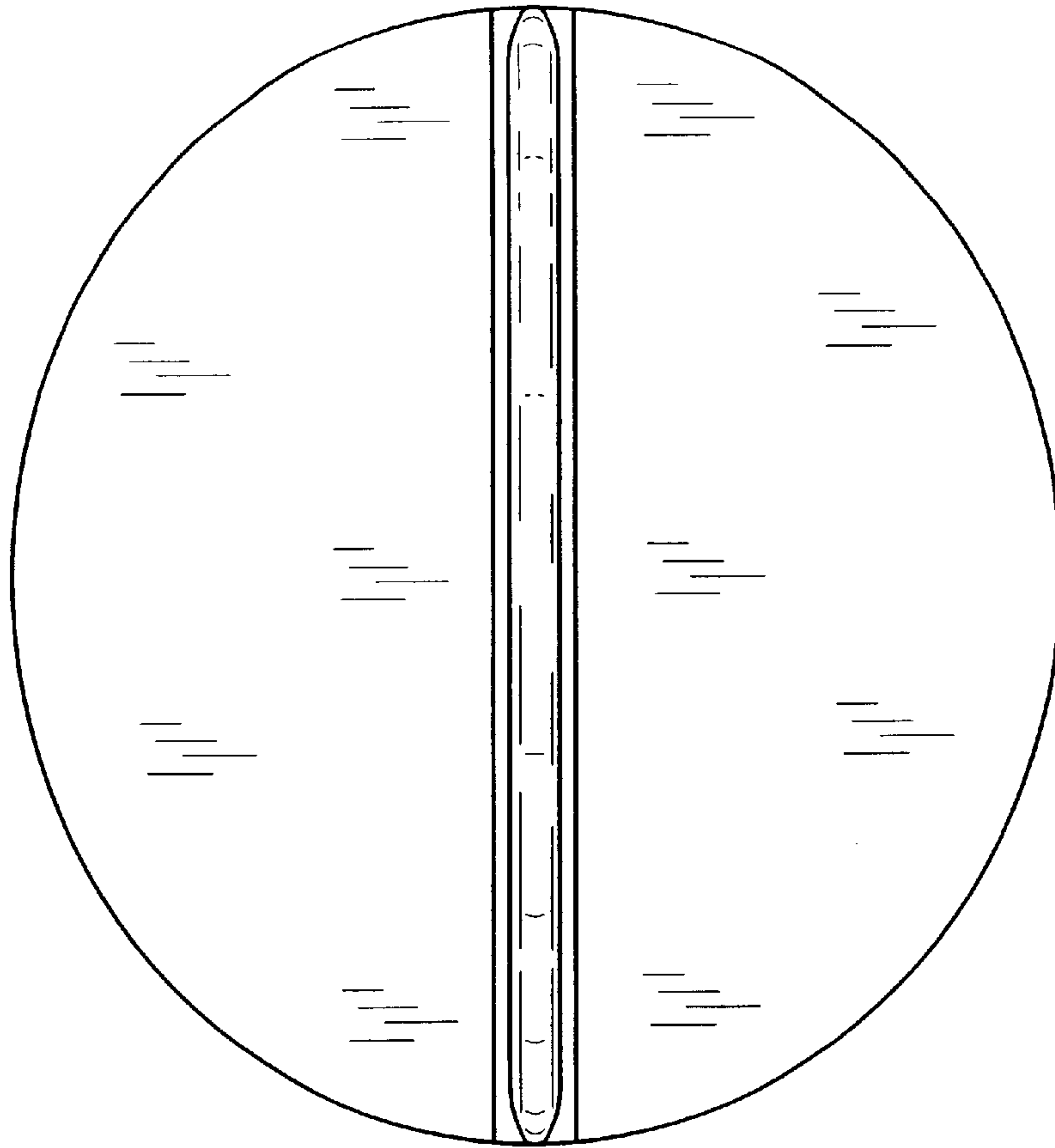


Fig. 1

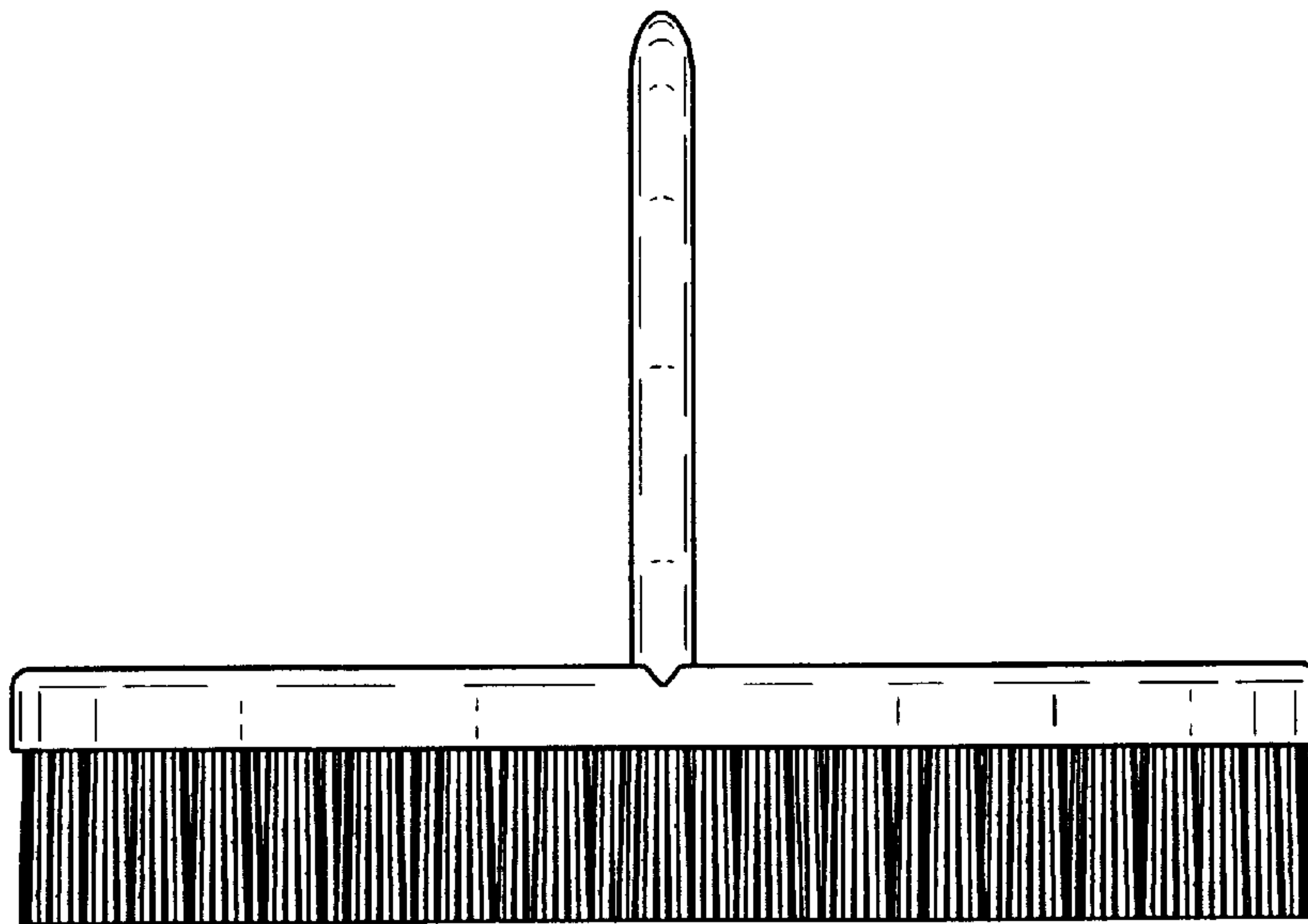


Fig. 2

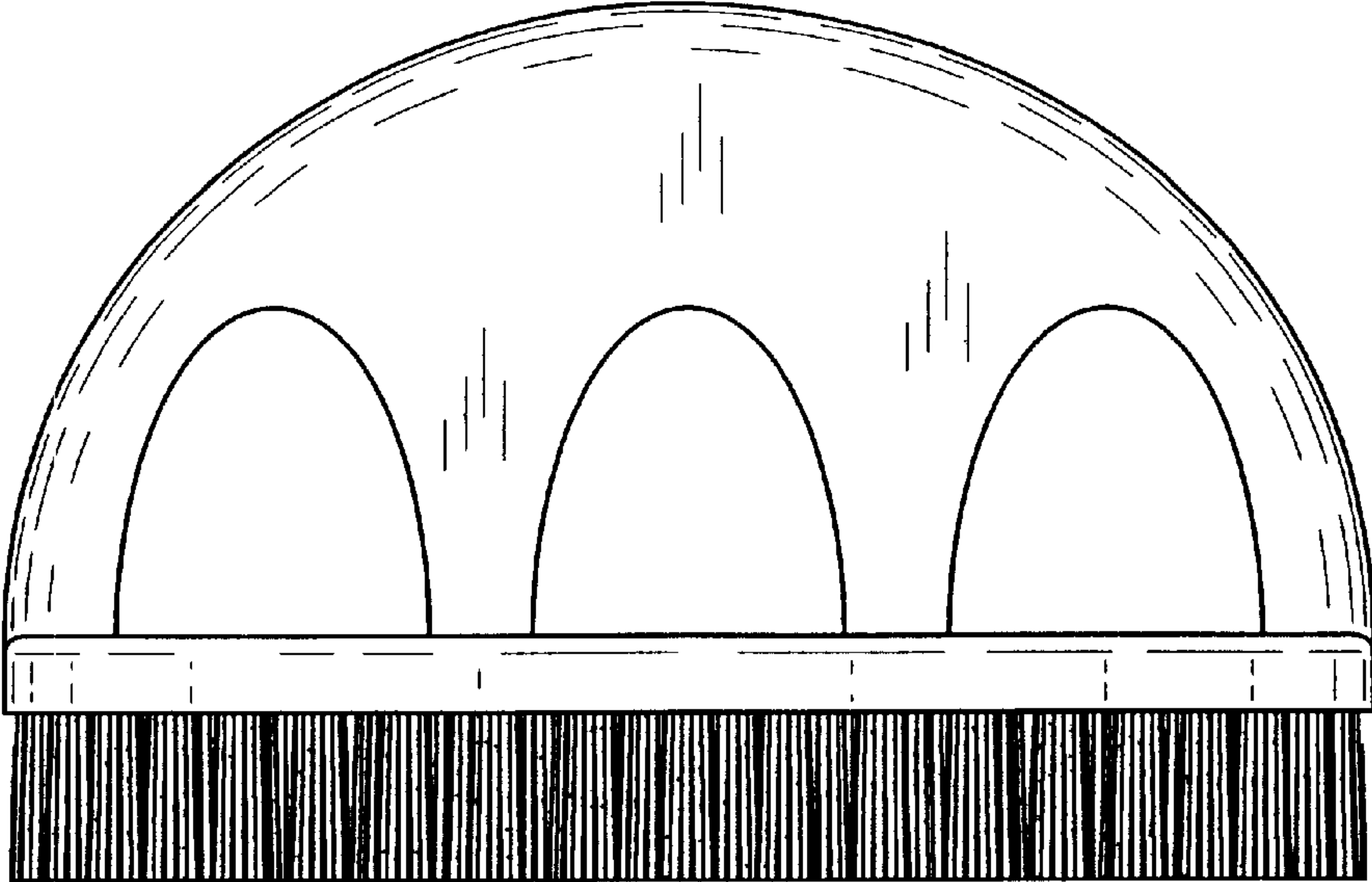


Fig.3




Fig.4