



US00D533350S

(12) **United States Design Patent** (10) **Patent No.:** **US D533,350 S**
Xi (45) **Date of Patent:** **** Dec. 12, 2006**

(54) **TOOTHBRUSH**
(75) Inventor: **Swanson Xi**, Shanghai (CN)
(73) Assignee: **Colgate-Palmolive Company**, New York, NY (US)
(**) Term: **14 Years**
(21) Appl. No.: **29/197,571**
(22) Filed: **Jan. 16, 2004**
(51) **LOC (8) Cl.** **04-02**
(52) **U.S. Cl.** **D4/104**
(58) **Field of Classification Search** D4/104-112, D4/134, 138; 15/110, 143.1, 167.1, 167.2, 15/207.2, DIG. 5, DIG. 6; 16/430, 431; 132/308-311; 601/139, 141
See application file for complete search history.

D438,706 S 3/2001 Senyuva et al.
D446,940 S 8/2001 Weisbarth
D447,873 S 9/2001 Harris et al.
D450,928 S 11/2001 Weisbarth
D453,270 S 2/2002 Choong
D453,997 S 3/2002 Ping
D453,998 S 3/2002 Ping
D454,253 S 3/2002 Geiberger
RE37,625 E 4/2002 Wieder et al.
D456,136 S 4/2002 Roehrig
D457,727 S 5/2002 Ping
D462,526 S 9/2002 Bartschi
6,496,999 B1 * 12/2002 Gleason et al. 15/167.1
D470,660 S 2/2003 Schaber
D471,362 S 3/2003 Moskovich et al.
D474,609 S 5/2003 Geiberger

* cited by examiner

Primary Examiner—M. H. Tung
Assistant Examiner—Lavone D. Tabor
(74) *Attorney, Agent, or Firm*—Ellen K. Park

(56) **References Cited**
U.S. PATENT DOCUMENTS

4,780,924 A 11/1988 Hansen et al.
D336,781 S 6/1993 Halm
D360,983 S 8/1995 Sherman et al.
D374,351 S 10/1996 van Kempen
D386,618 S 11/1997 Braden
D387,205 S 12/1997 Moskovich
D388,959 S 1/1998 Halm
D396,145 S 7/1998 Grau et al.
D404,205 S 1/1999 Hohlbein
D408,635 S 4/1999 Sherman et al.
D414,608 S 10/1999 Trojanowski et al.
D416,136 S 11/1999 Watanabe
D420,222 S 2/2000 Angelini et al.
D420,802 S 2/2000 Cheong et al.
6,076,223 A 6/2000 Dair et al.
D427,437 S 7/2000 Vonarburg
D433,233 S 11/2000 Halm et al.
D433,234 S 11/2000 Strahler
D433,814 S 11/2000 Blaustein et al.

(57) **CLAIM**

The ornamental design for a toothbrush, as shown and described.

DESCRIPTION

FIG. 1 is a front elevation view of a toothbrush of my new design;
FIG. 2 is a left side elevation view thereof, the right side elevation being a mirror image;
FIG. 3 is a back elevation view thereof;
FIG. 4 is a top view thereof;
FIG. 5 is a bottom view thereof;
FIG. 6 is a front, left side perspective view thereof; and,
FIG. 7 is a back, right side perspective view thereof.
The bristles are shown in broken lines for illustrative purposes only and form no part of the claimed design.

1 Claim, 3 Drawing Sheets

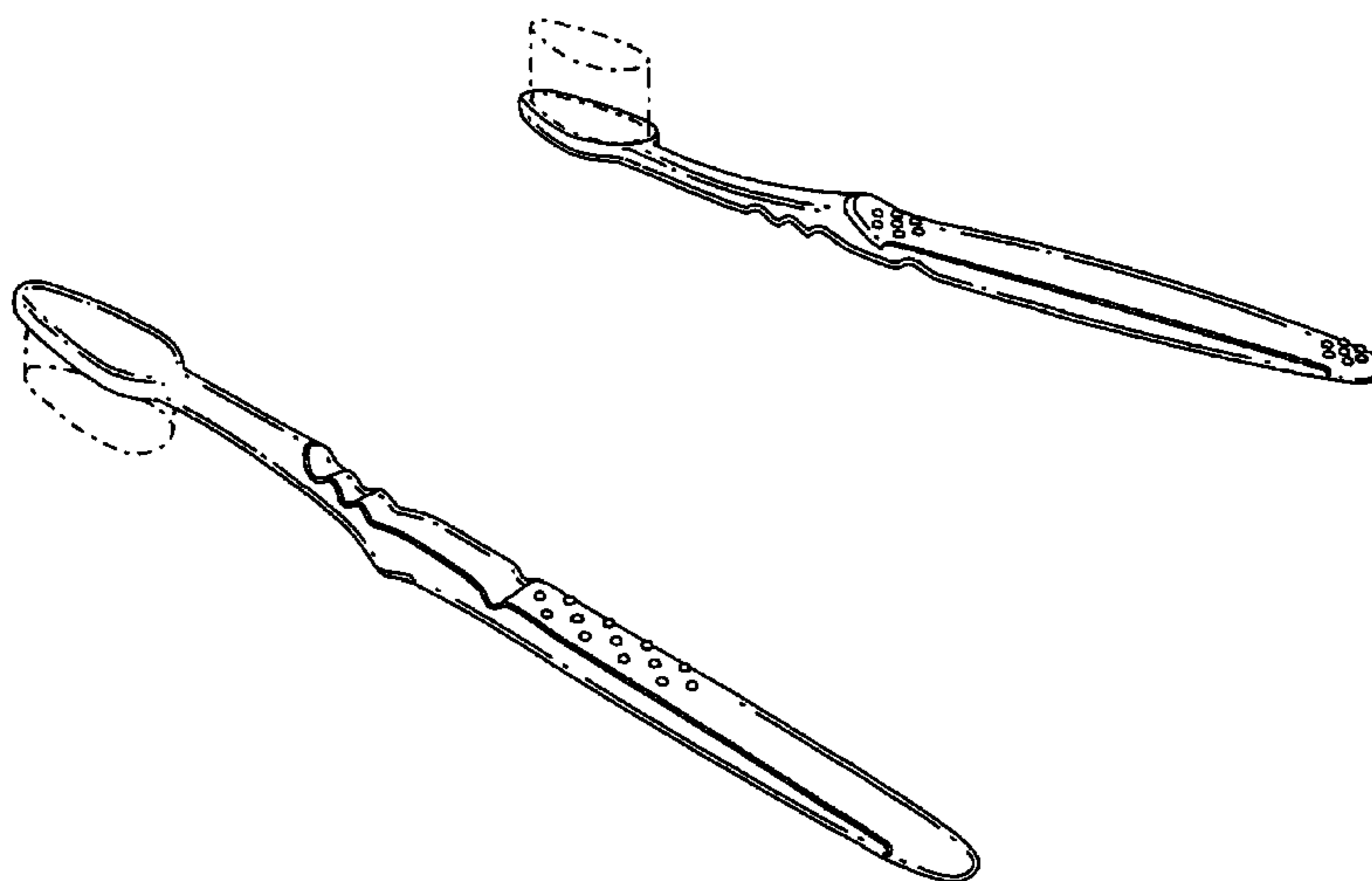


FIG. 1

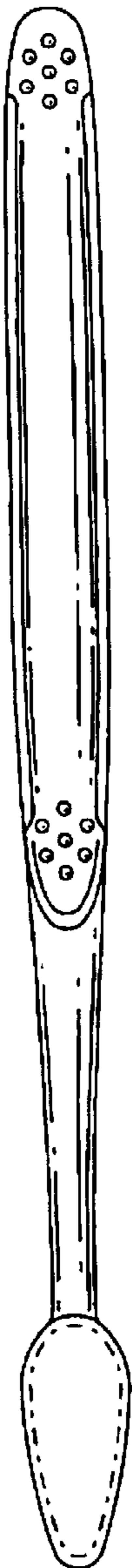


FIG. 2

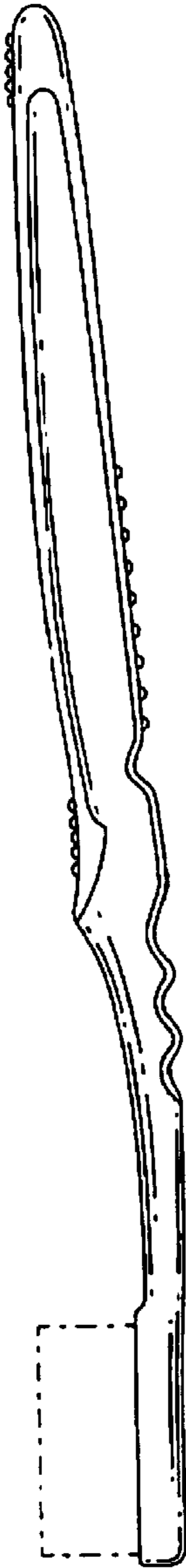


FIG. 3

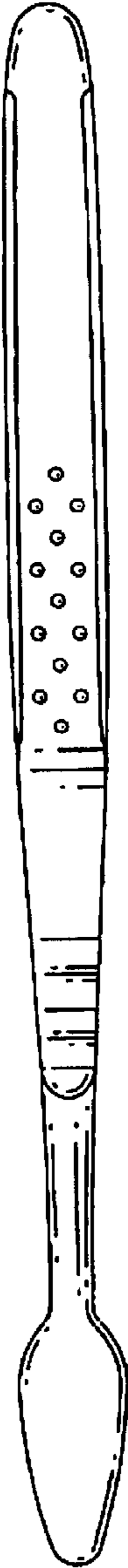


FIG. 5

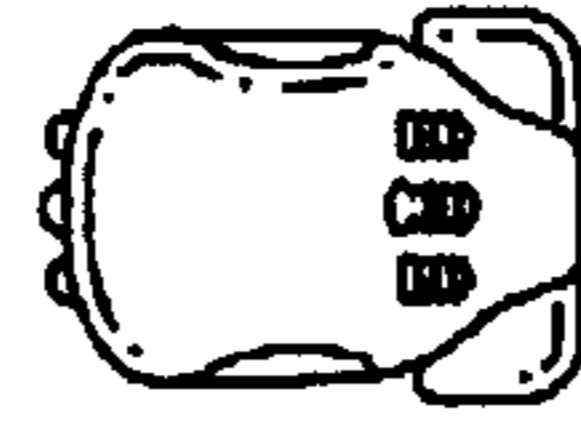
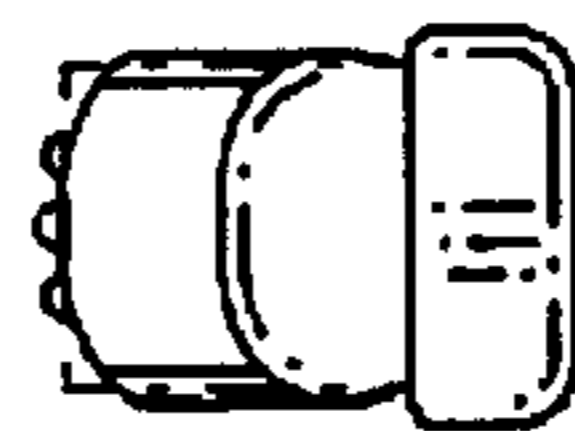


FIG. 4



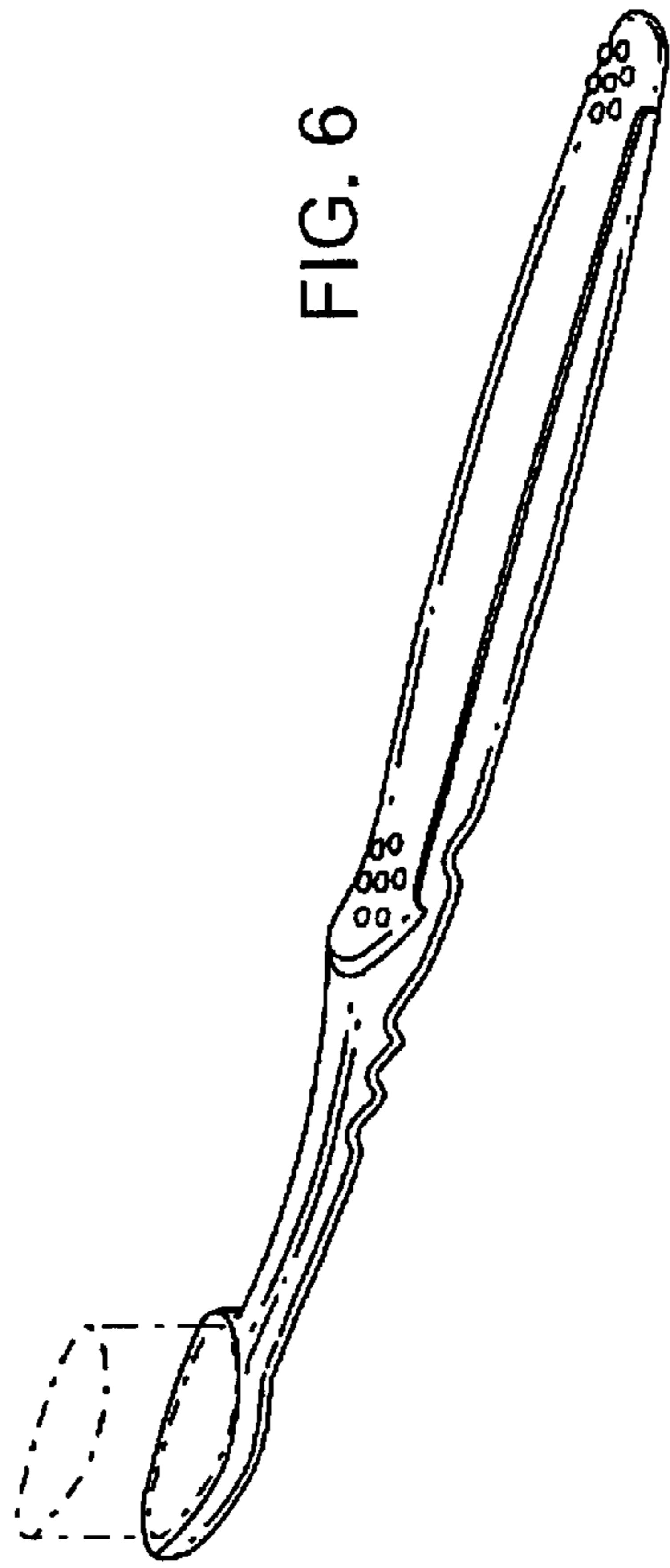


FIG. 6

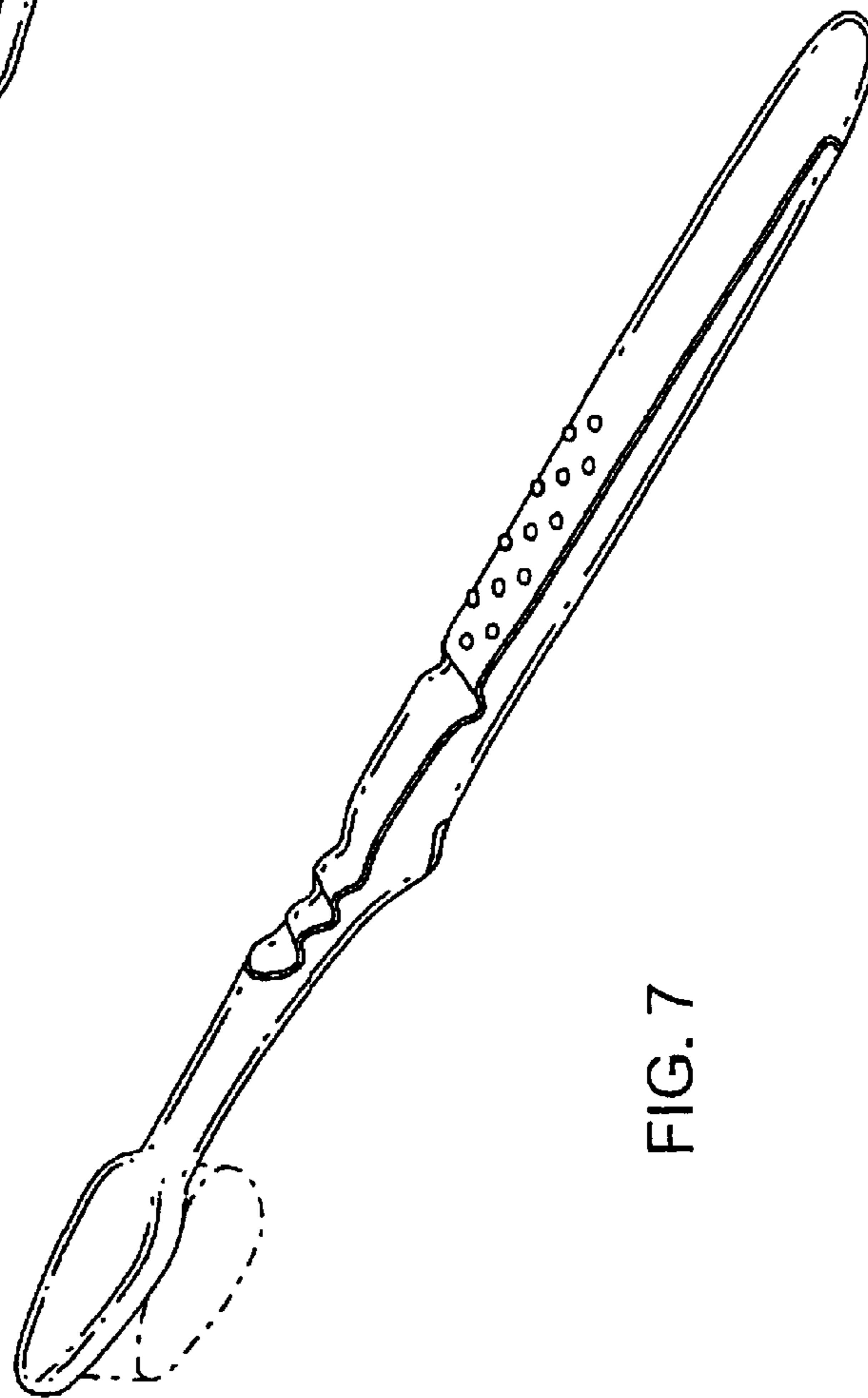


FIG. 7