



US00D533347S

(12) **United States Design Patent** (10) **Patent No.:** **US D533,347 S**  
**Andre et al.** (45) **Date of Patent:** **\*\* Dec. 12, 2006**

(54) **ELECTRONIC DEVICE HOLDER**  
(75) Inventors: **Bartley K. Andre**, Menlo Park, CA (US); **Daniel J. Coster**, San Francisco, CA (US); **Daniele De Iuliis**, San Francisco, CA (US); **Richard P. Howarth**, San Francisco, CA (US); **Jonathan P. Ive**, San Francisco, CA (US); **Duncan Robert Kerr**, San Francisco, CA (US); **Shin Nishibori**, San Francisco, CA (US); **Matthew Dean Rohrbach**, San Francisco, CA (US); **Douglas B. Satzger**, Menlo Park, CA (US); **Calvin Q. Seid**, Palo Alto, CA (US); **Christopher J. Stringer**, Portola Valley, CA (US); **Eugene Antony Whang**, San Francisco, CA (US)

(73) Assignee: **Apple Computer, Inc.**, Cupertino, CA (US)  
(\*\*) Term: **14 Years**  
(21) Appl. No.: **29/212,165**  
(22) Filed: **Aug. 26, 2004**

(51) **LOC (8) Cl.** ..... **03-01**  
(52) **U.S. Cl.** ..... **D3/303**  
(58) **Field of Classification Search** ..... D3/273, D3/303, 315, 215, 218, 245, 226-228, 201, D3/221, 247, 249, 210-212; 224/236, 240, 224/245, 901, 904, 914; D14/138, 148, 251, D14/253

See application file for complete search history.  
(56) **References Cited**

**U.S. PATENT DOCUMENTS**

4,863,013 A \* 9/1989 Eastman ..... 206/5  
D306,654 S 3/1990 Brown  
(Continued)

**OTHER PUBLICATIONS**

U.S. Appl. No. 29/222,823 filed Feb. 3, 2005.  
U.S. Appl. No. 29/208,315 filed Jun. 24, 2004.

*Primary Examiner*—Louis S. Zarfaz  
*Assistant Examiner*—Kathleen Sims

(74) *Attorney, Agent, or Firm*—Beyer Weaver & Thomas, LLP

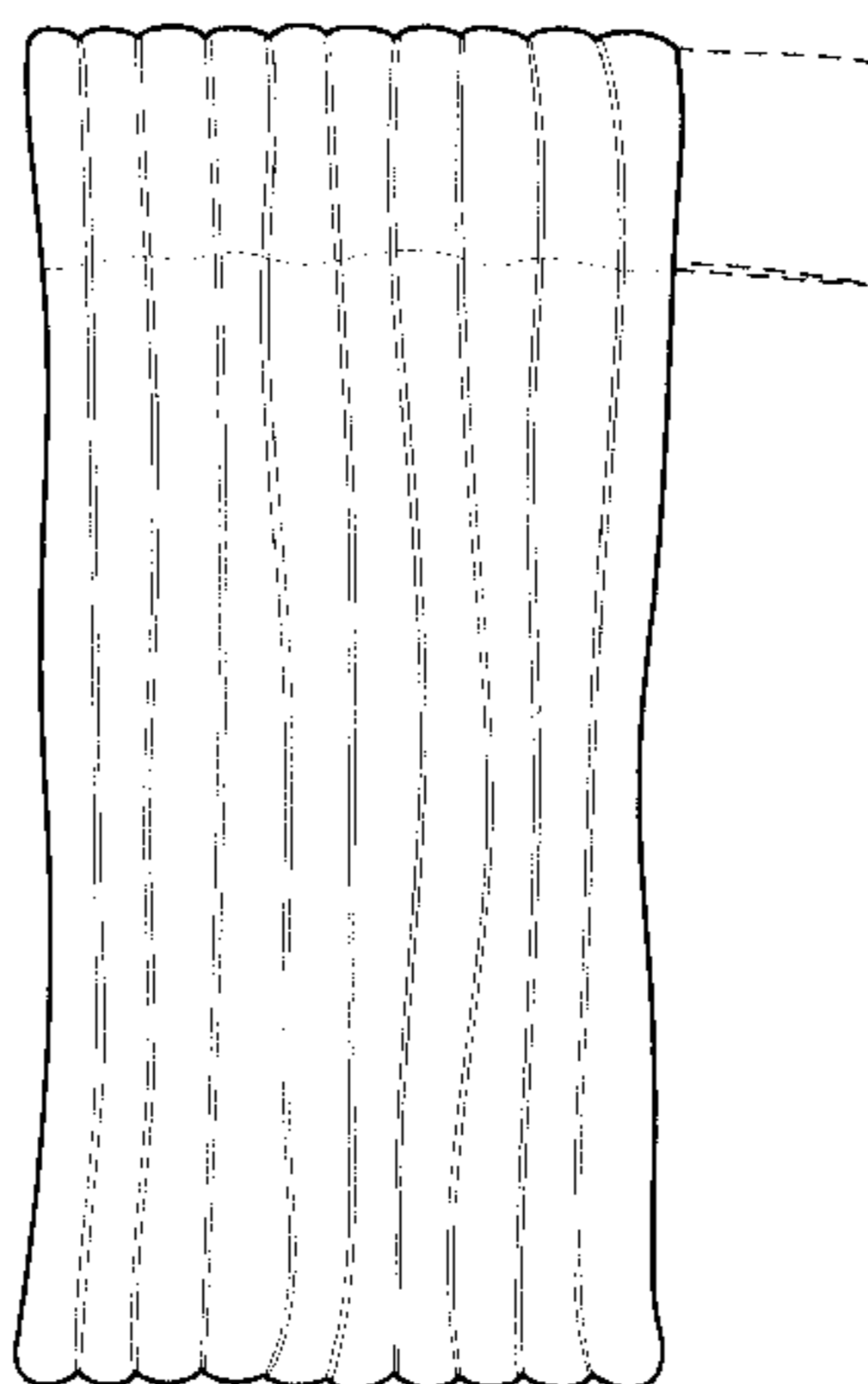
(57) **CLAIM**

We claim the ornamental design for an electronic device holder, as shown and described.

**DESCRIPTION**

FIG. 1 is a front view of an electronic device holder in accordance with the present design.  
FIG. 2 is a rear view for the electronic device holder.  
FIG. 3 is a top view for the electronic device holder.  
FIG. 4 is a bottom view for the electronic device holder.  
FIG. 5 is a left side view for the electronic device holder.  
FIG. 6 is a right side view for the electronic device holder.  
FIG. 7 is a front view showing a media player being inserted into the electronic device holder.  
FIG. 8 is a front view of an electronic device holder showing an alternate embodiment where the body is orange and the top is yellow.  
FIG. 9 is a front view of an electronic device holder showing an alternate embodiment where the body is dark pink and the top is light pink.  
FIG. 10 is a front view of an electronic device holder showing an alternate embodiment where the body is green and the top is dark gray.  
FIG. 11 is a front view of an electronic device holder showing an alternate embodiment where the body is dark gray and the top is light gray.  
FIG. 12 is a front view of an electronic device holder showing an alternate embodiment where the body is blue and the top is light gray.  
FIG. 13 is a front view of an electronic device holder showing a textile pattern; and,  
FIG. 14 is a front view of an electronic device holder showing a textile pattern.  
The drawings are lined for color.  
The light broken lines shown in the figures represent a color break.  
The broken line showing is for illustrative purposes only and forms no part of the claimed design.

**1 Claim, 6 Drawing Sheets**



# US D533,347 S

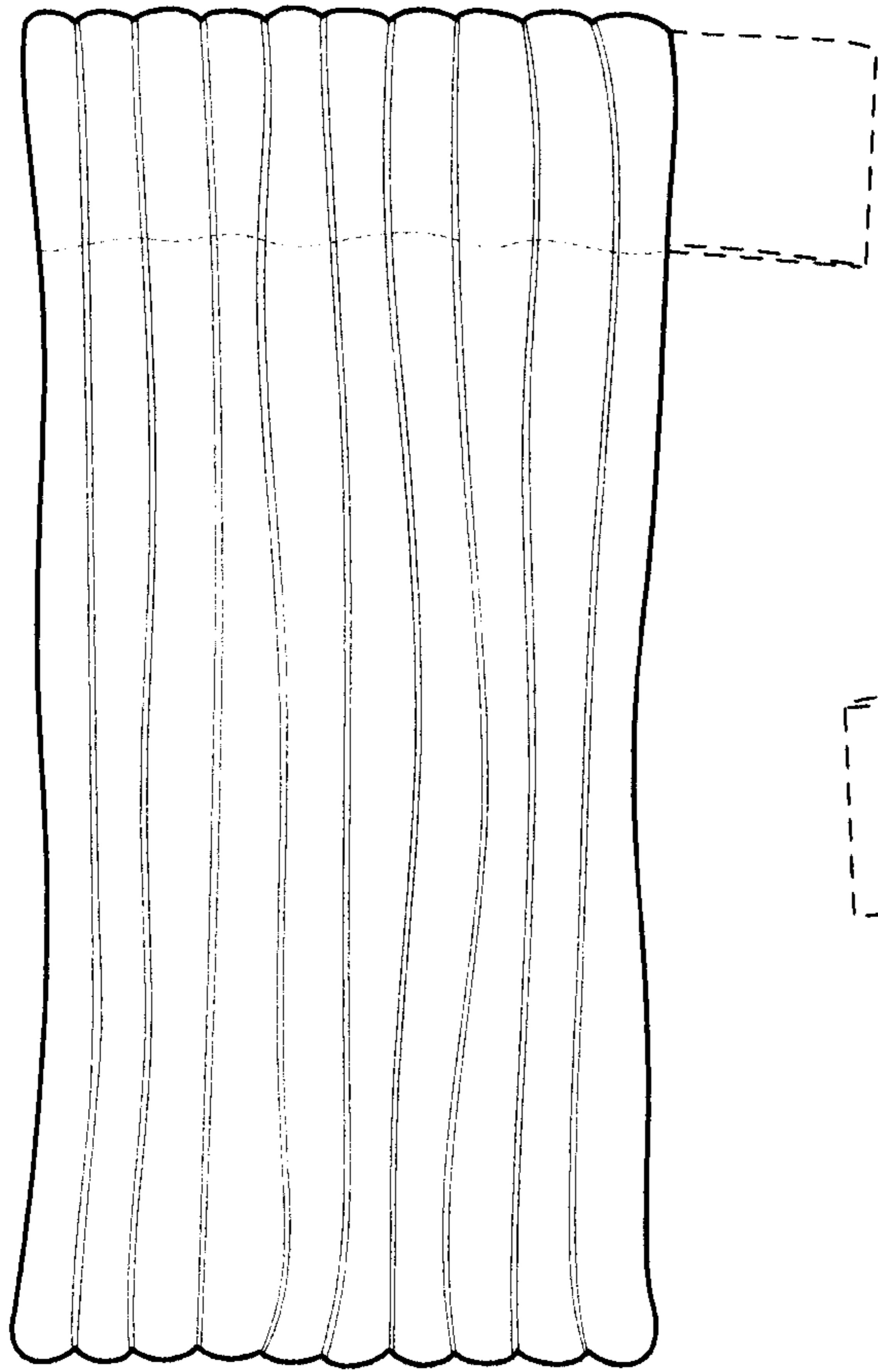
Page 2

---

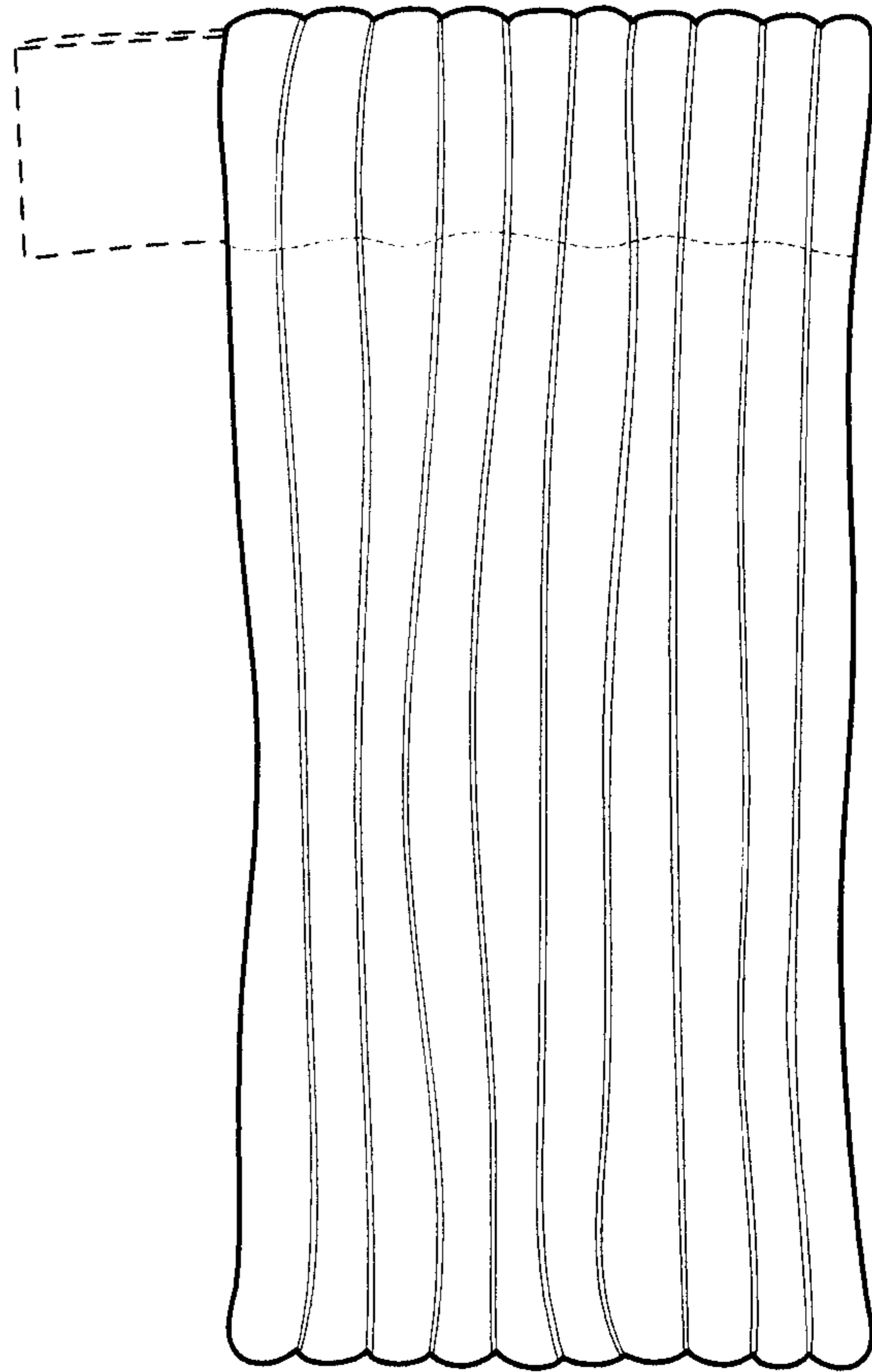
## U.S. PATENT DOCUMENTS

D345,646 S	4/1994	Knapp	
D372,145 S	* 7/1996	Elmer .....	D6/475
D373,241 S	9/1996	Chavez et al.	
D375,197 S	11/1996	Laherty	
D414,323 S	9/1999	Asakura	
D414,600 S	10/1999	Asakura	
D418,119 S	12/1999	Rowell	
D420,363 S	* 2/2000	Arrington .....	D14/250
D426,376 S	6/2000	Marshall et al.	
D426,701 S	6/2000	Edwards et al.	
D431,250 S	9/2000	Richter	
D437,994 S	2/2001	Smith	
D461,045 S	8/2002	Warren, Jr.	
D465,646 S	11/2002	Hendrickson	
D475,850 S	6/2003	Andre et al.	
D476,149 S	6/2003	Andre et al.	
6,581,760 B1	* 6/2003	Robertson .....	206/5
D489,887 S	5/2004	Mavis et al.	
D495,872 S	* 9/2004	Patton .....	D3/218
D501,079 S	* 1/2005	Crosskey .....	D3/218
D503,532 S	4/2005	Andre et al.	
D507,872 S	* 8/2005	Watson .....	D3/218
D511,890 S	* 11/2005	Burns .....	D3/226
D515,310 S	* 2/2006	Liu et al. ....	D3/218

\* cited by examiner



**FIG. 1**



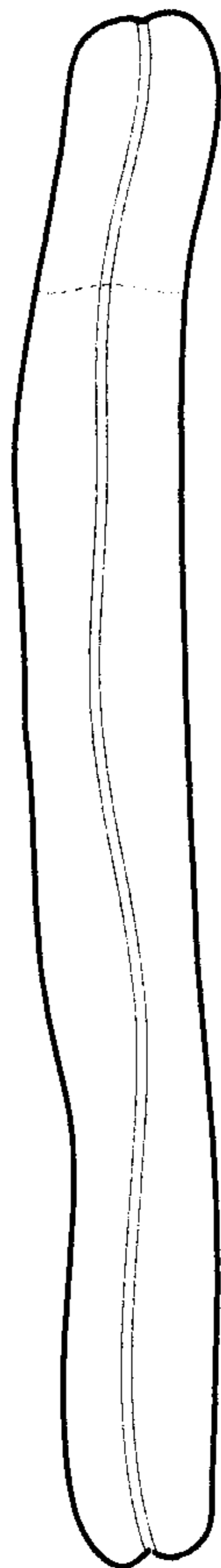
**FIG. 2**



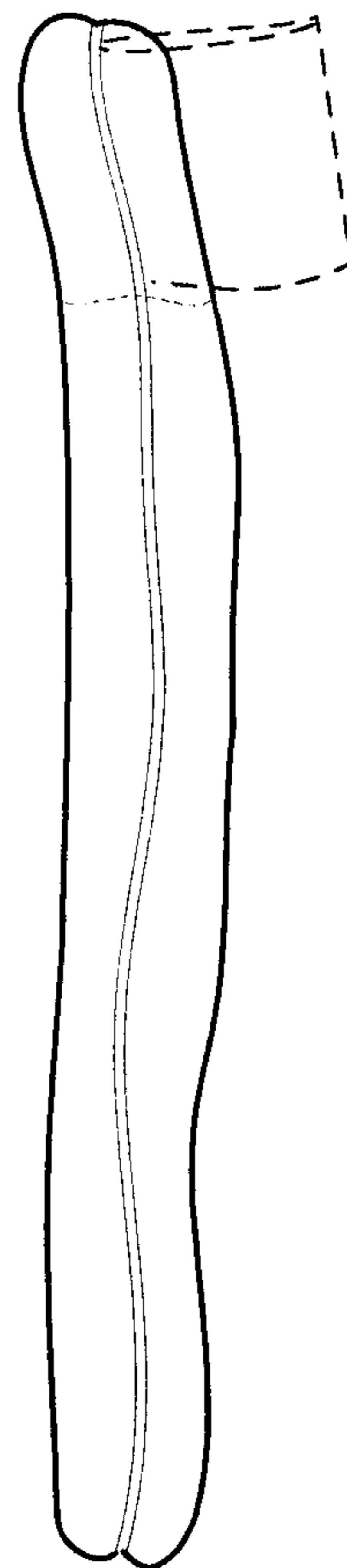
**FIG. 3**



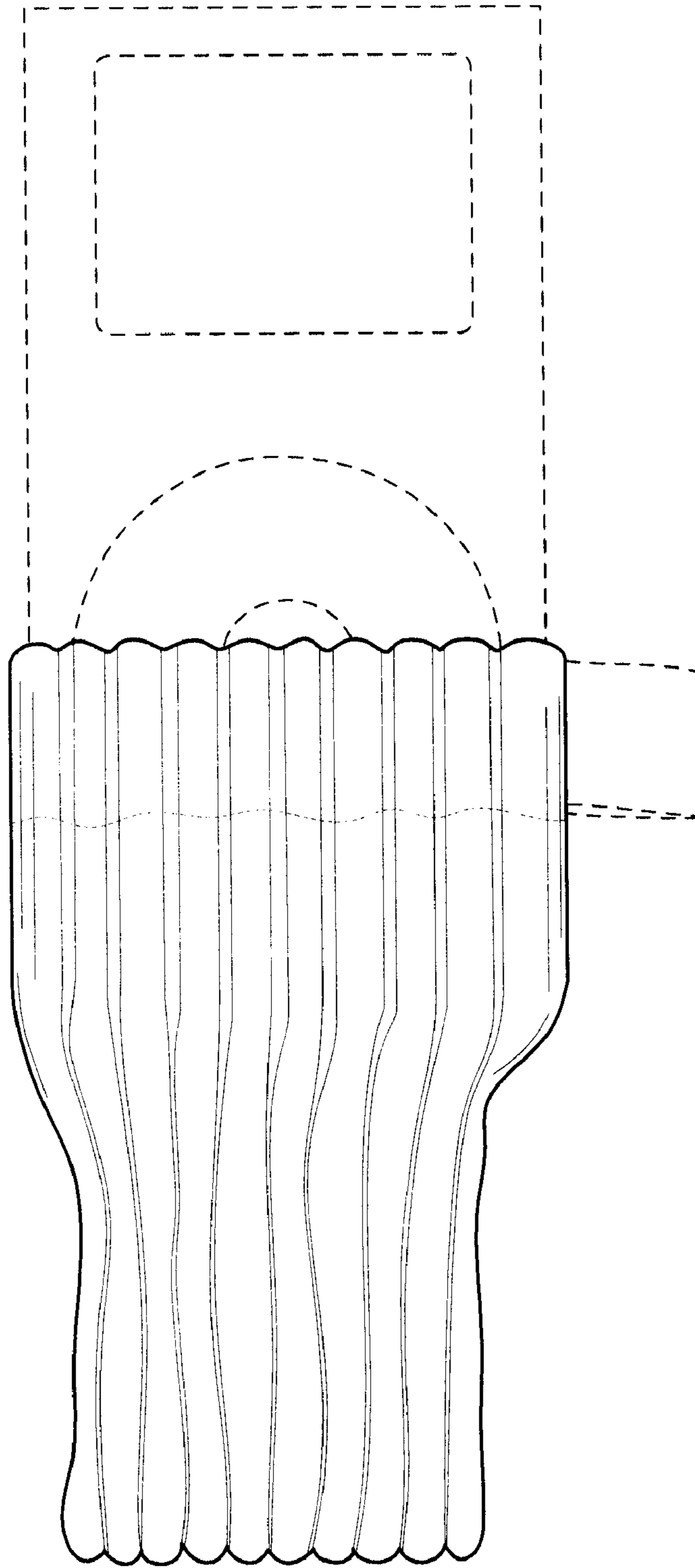
**FIG. 4**



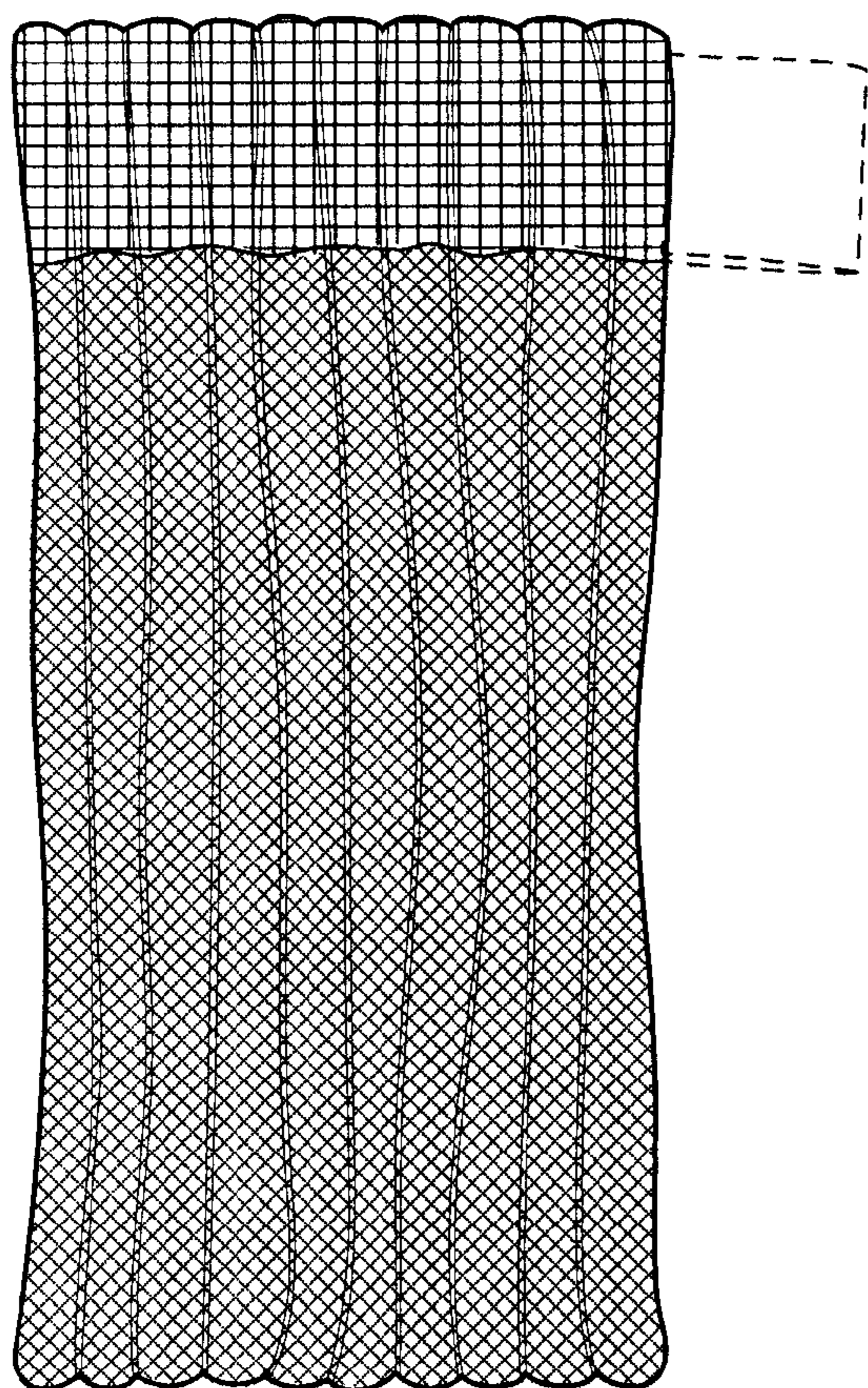
**FIG. 5**



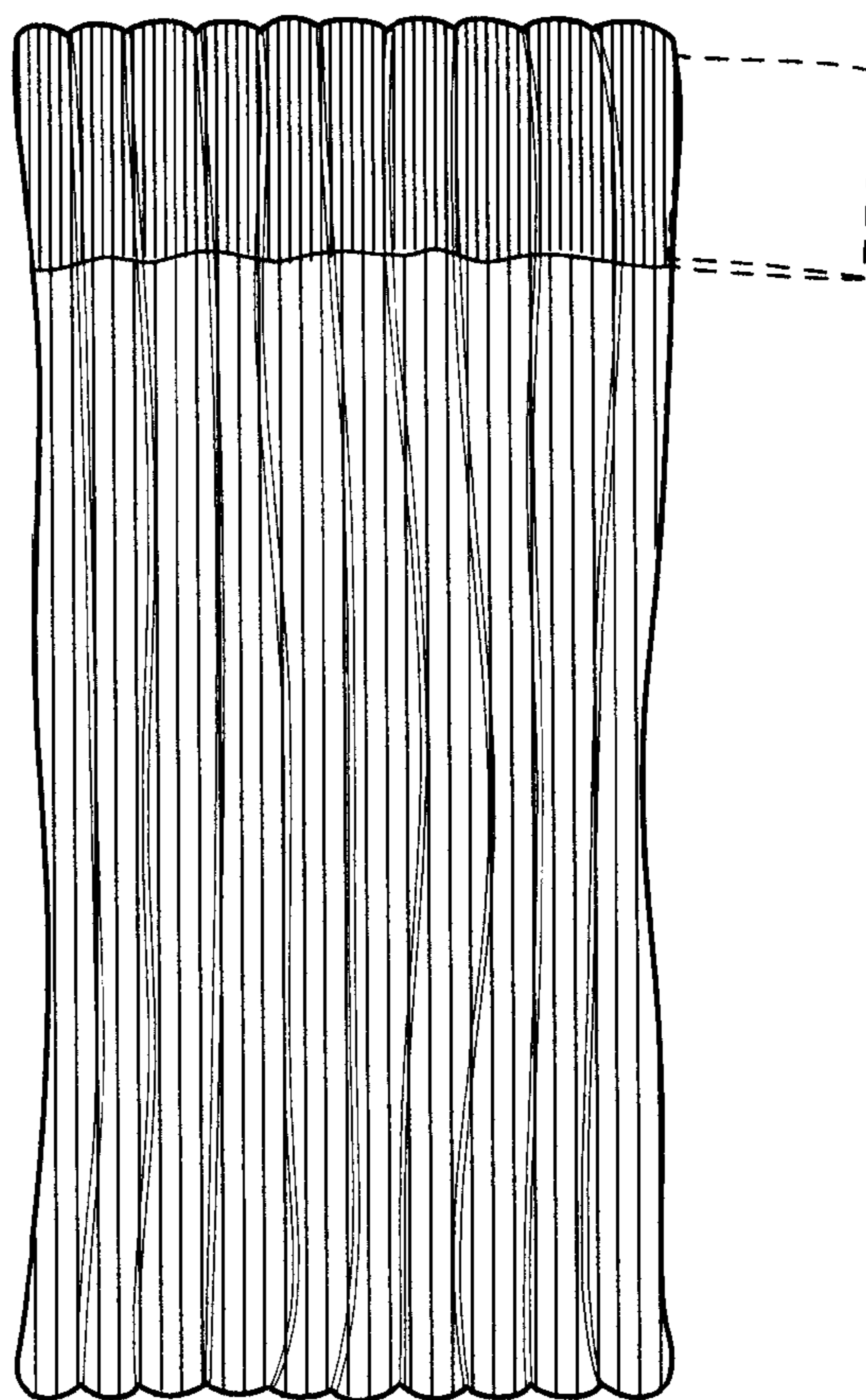
**FIG. 6**



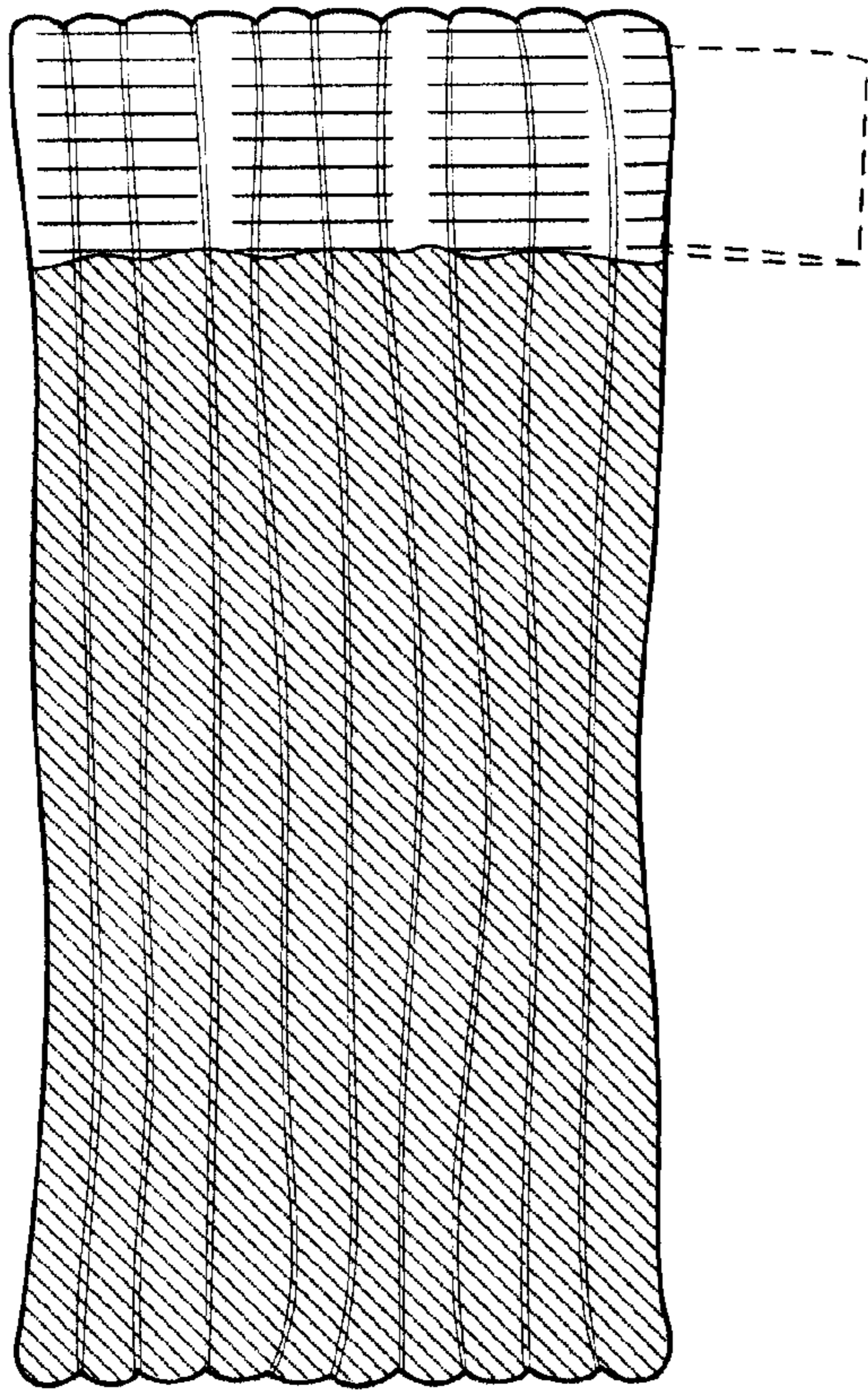
**FIG. 7**



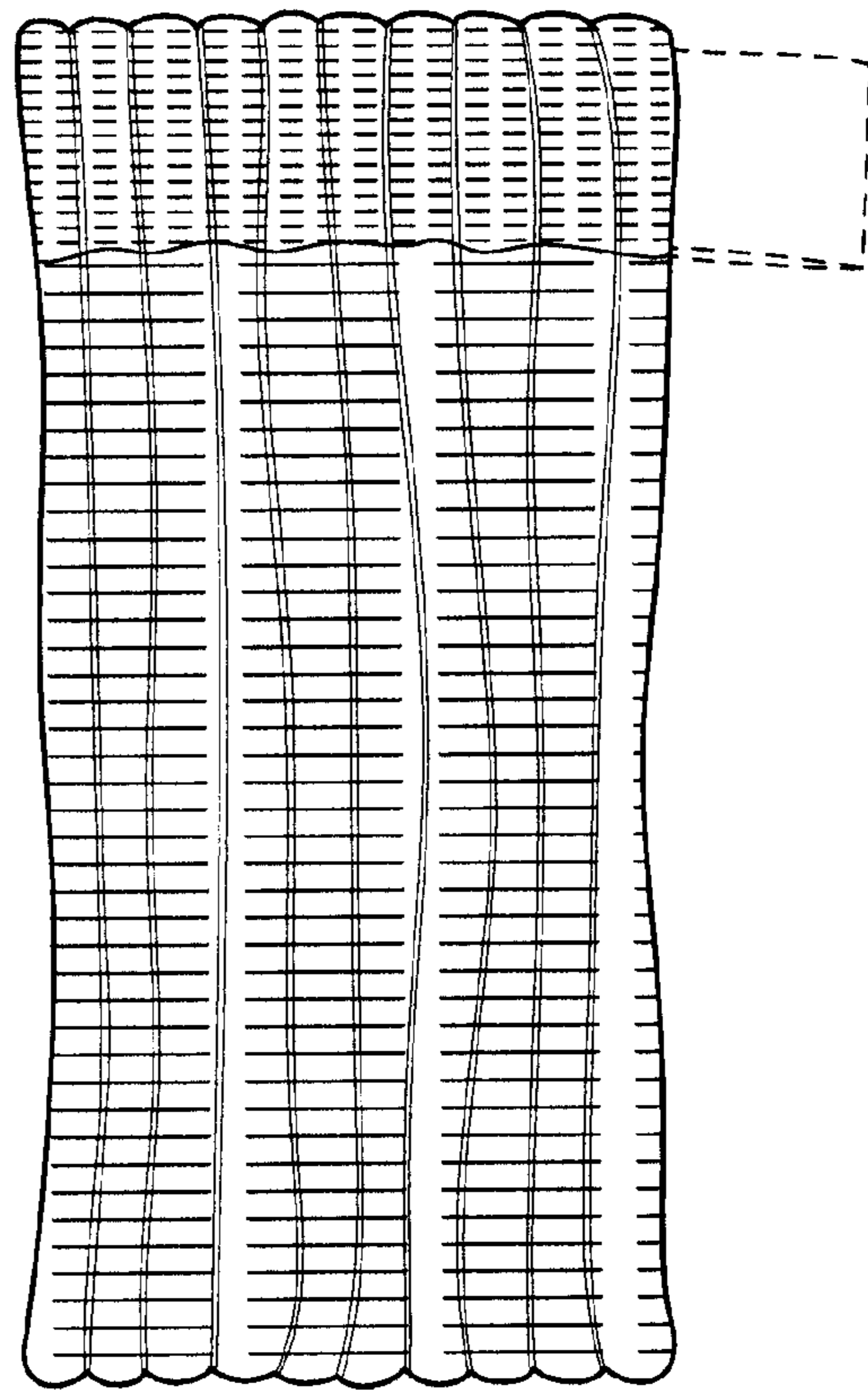
**FIG. 8**



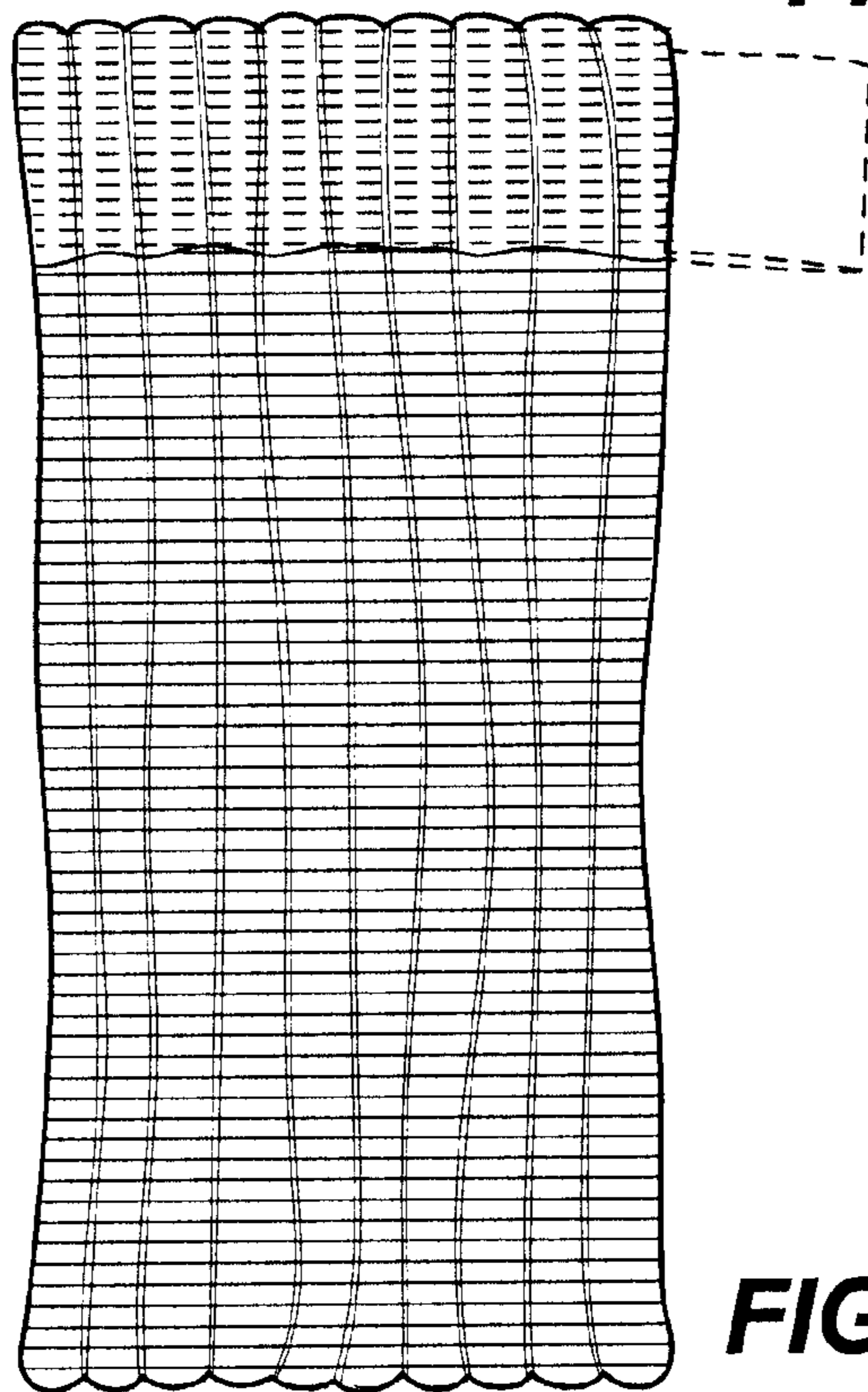
**FIG. 9**



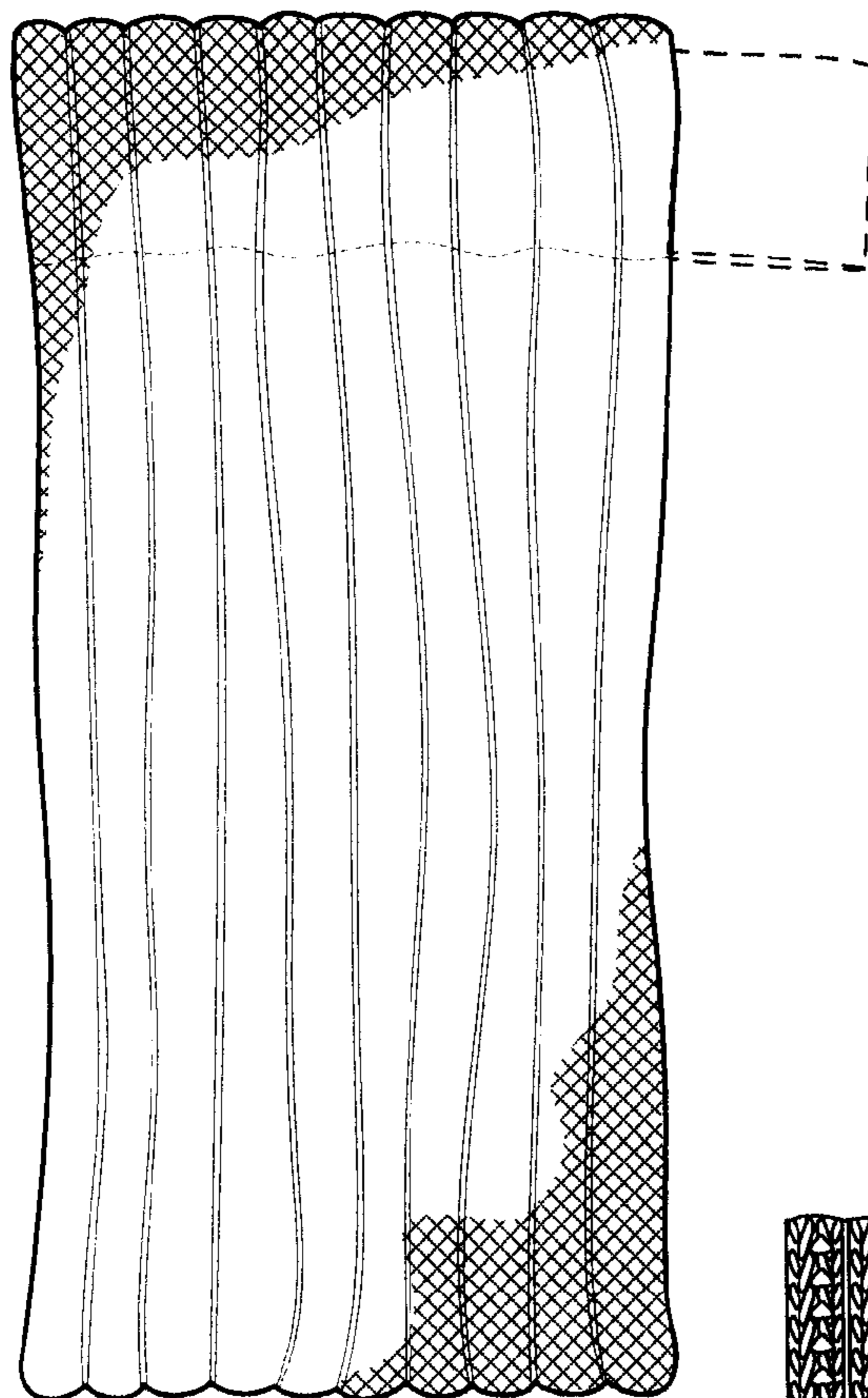
**FIG. 10**




**FIG. 11**



**FIG. 12**



**FIG. 13**



**FIG. 14**