



US00D533334S

(12) **United States Design Patent** (10) **Patent No.:** **US D533,334 S**  
**McClaskie** (45) **Date of Patent:** **\*\* Dec. 12, 2006**

(54) **OUTSOLE FOR A SHOE**

(75) Inventor: **Thomas E. McClaskie**, Bethlehem, PA (US)

(73) Assignee: **Columbia Insurance Company**, Omaha, NE (US)

(\*\*) Term: **14 Years**

(21) Appl. No.: **29/215,487**

(22) Filed: **Oct. 20, 2004**

(51) **LOC (8) Cl.** ..... **02-04**

(52) **U.S. Cl.** ..... **D2/956; D2/951; D2/953; D2/954**

(58) **Field of Classification Search** ..... D2/902, D2/946-949, 951-960; D5/6, 26; 36/3 B, 36/22 R, 24.5, 25 R, 28, 32 R, 34 R, 67 A, 36/59 C

See application file for complete search history.

4,562,652 A 1/1986 Hensler  
 4,908,963 A 3/1990 Krajcir et al.  
 D307,975 S \* 5/1990 Kittle et al. .... D2/955  
 4,995,174 A 2/1991 Hong et al.  
 D319,341 S \* 8/1991 Shrive ..... D2/959  
 5,048,203 A 9/1991 Kling  
 5,185,944 A 2/1993 Okajima  
 5,499,459 A 3/1996 Tomaro  
 5,526,584 A 6/1996 Bleimhofer et al.  
 D391,042 S \* 2/1998 Merceron ..... D2/951  
 5,738,937 A 4/1998 Baychar  
 D424,791 S \* 5/2000 Coleman ..... D2/920  
 D474,330 S \* 5/2003 McClaskie ..... D2/952  
 D475,181 S \* 6/2003 McClaskie ..... D2/953  
 D489,166 S \* 5/2004 McClaskie ..... D2/953  
 D489,880 S \* 5/2004 McClaskie ..... D2/952  
 D495,477 S \* 9/2004 McClaskie ..... D2/956  
 D498,041 S \* 11/2004 McClaskie ..... D2/956  
 D498,902 S \* 11/2004 Adams ..... D2/951  
 D499,534 S \* 12/2004 McClaskie ..... D2/951  
 D502,593 S \* 3/2005 McClaskie ..... D2/951  
 D504,998 S \* 5/2005 McClaskie ..... D2/959

\* cited by examiner

Primary Examiner—Celia A. Murphy

(74) Attorney, Agent, or Firm—St. Onge Steward Johnston & Reens LLC

(56) **References Cited**  
 U.S. PATENT DOCUMENTS

204,483 A \* 6/1878 Cunningham ..... 36/7.5  
 D64,898 S \* 6/1924 Gunlock ..... D2/951  
 D88,763 S \* 12/1932 Fowler ..... D2/953  
 1,974,543 A 9/1934 Reymond  
 2,046,217 A 6/1936 Strauss  
 2,063,227 A \* 12/1936 Calvin ..... 36/12  
 2,079,237 A 5/1937 Allard  
 2,160,768 A 5/1939 Wasser  
 2,344,069 A 3/1944 Wasser  
 D164,096 S \* 7/1951 Bovay ..... D2/953  
 3,091,871 A 6/1963 Tronche  
 3,175,310 A 3/1965 MacQuaid  
 3,175,311 A 3/1965 MacQuaid  
 3,191,321 A 6/1965 Brutting  
 3,213,551 A 10/1965 Krauss  
 D205,026 S \* 6/1966 Rosenbaum ..... D2/951  
 D210,714 S \* 4/1968 Pradet ..... D2/955  
 3,407,518 A 10/1968 MacQuaid et al.  
 3,525,165 A 8/1970 Randall, Jr.  
 3,561,142 A 2/1971 Streit, Sr. et al.  
 3,672,077 A \* 6/1972 Coles ..... 36/134  
 4,231,170 A 11/1980 Griswold  
 4,366,629 A 1/1983 Scherz

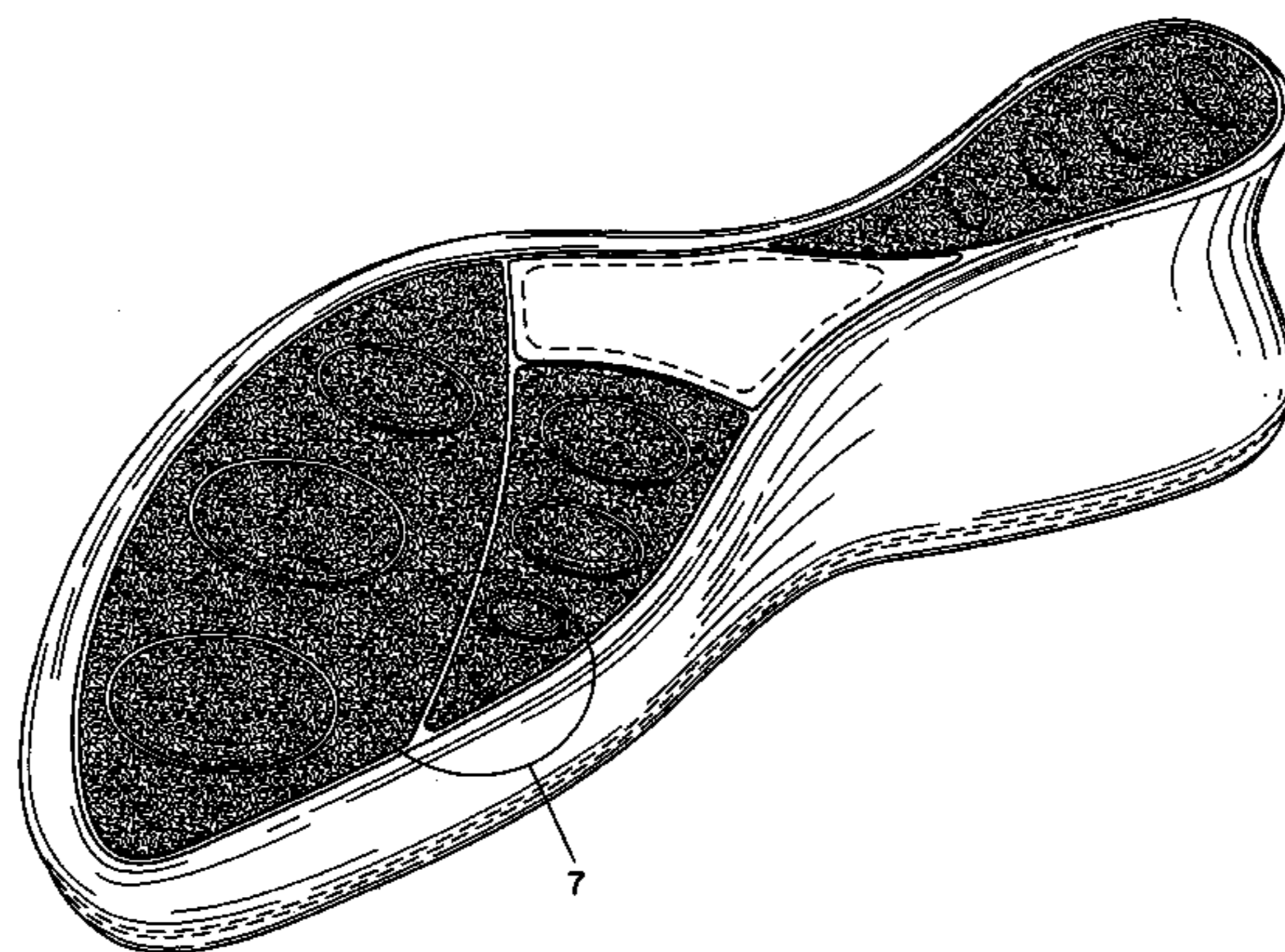
(57) **CLAIM**

I claim the ornamental design for the outsole for a shoe, as shown and described in the drawings.

**DESCRIPTION**

FIG. 1 is a perspective view of an outsole for a shoe showing my new design;  
 FIG. 2 is a left side view thereof;  
 FIG. 3 is a right side view thereof;  
 FIG. 4 is a front view thereof;  
 FIG. 5 is a rear view thereof;  
 FIG. 6 is a bottom view thereof; and,  
 FIG. 7 is a detail view of the area referenced as 7 in FIG. 1.  
 The polygonal shape shown as a broken line in FIGS. 1 & 6 defines the boundary of the design. Neither the line nor the area within the shape forms any part of the claim. The broken lines shown around the periphery of the sole are understood to represent stitching.

**1 Claim, 5 Drawing Sheets**





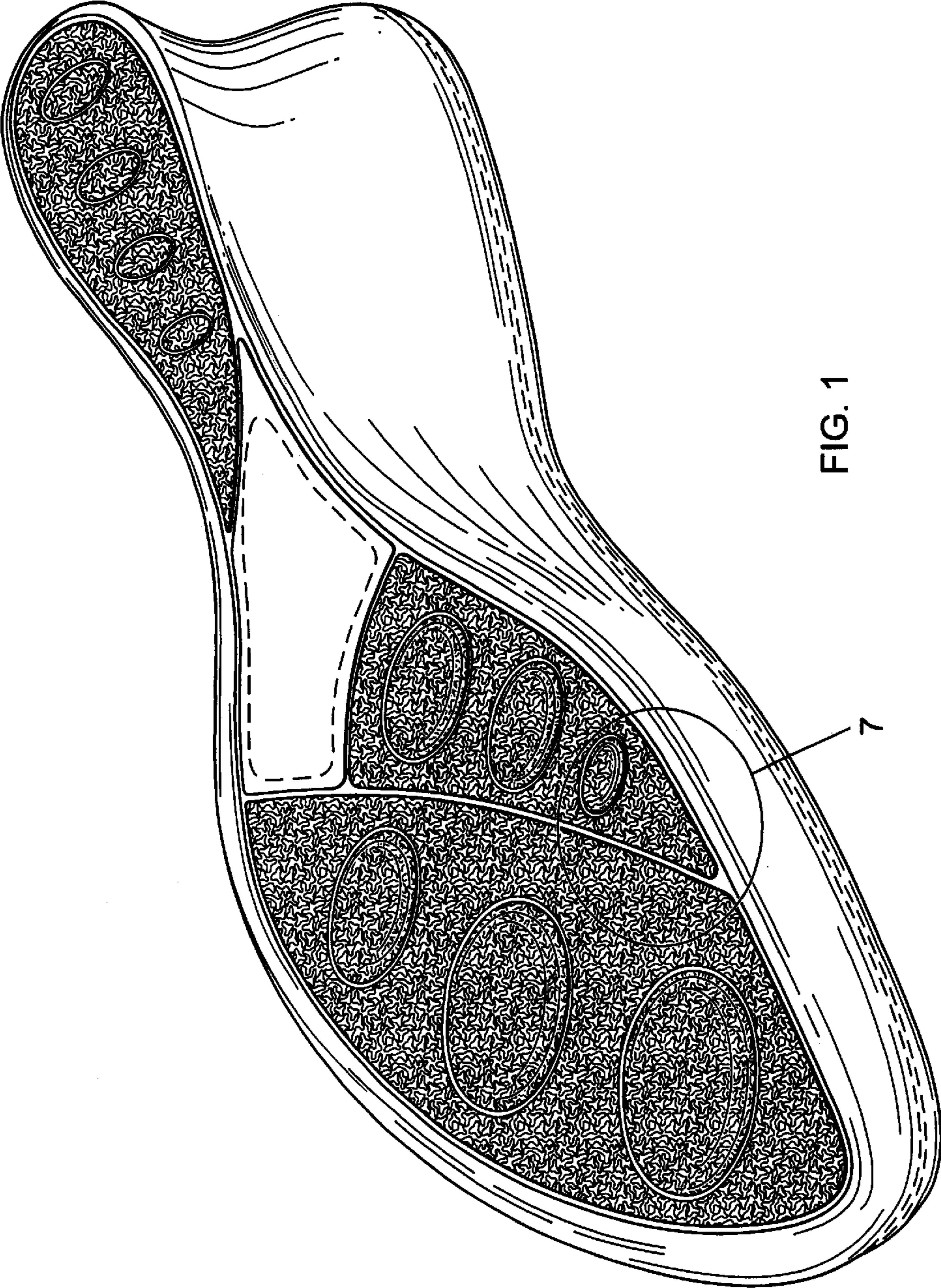


FIG. 1

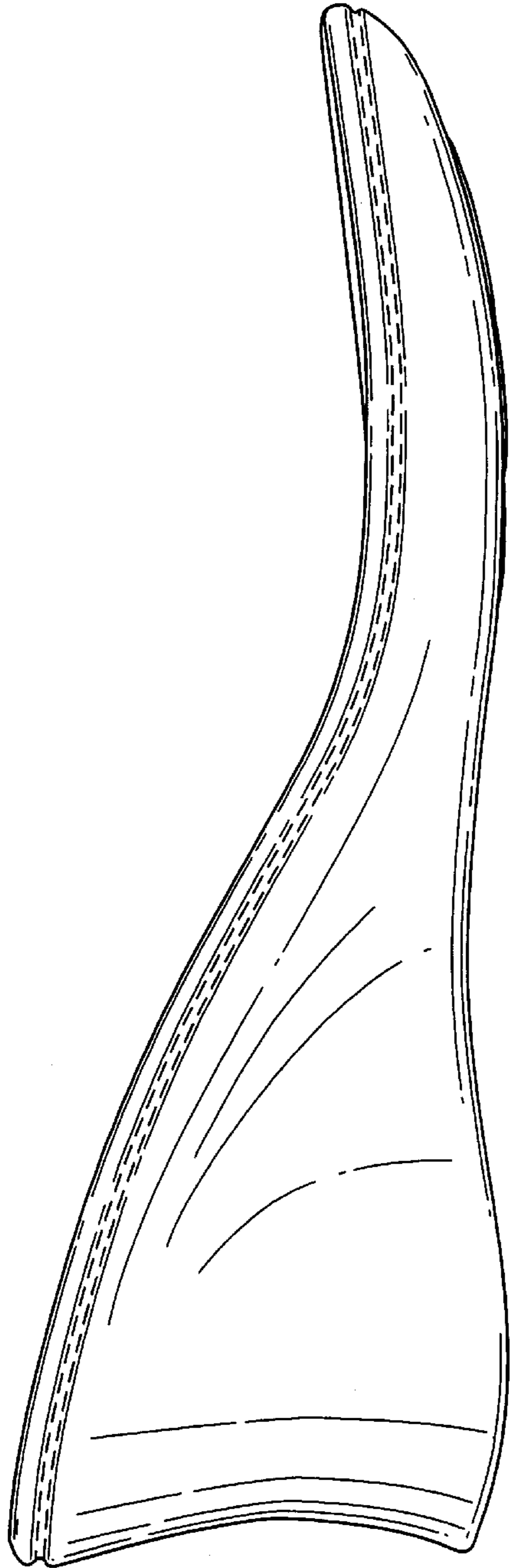


FIG. 2

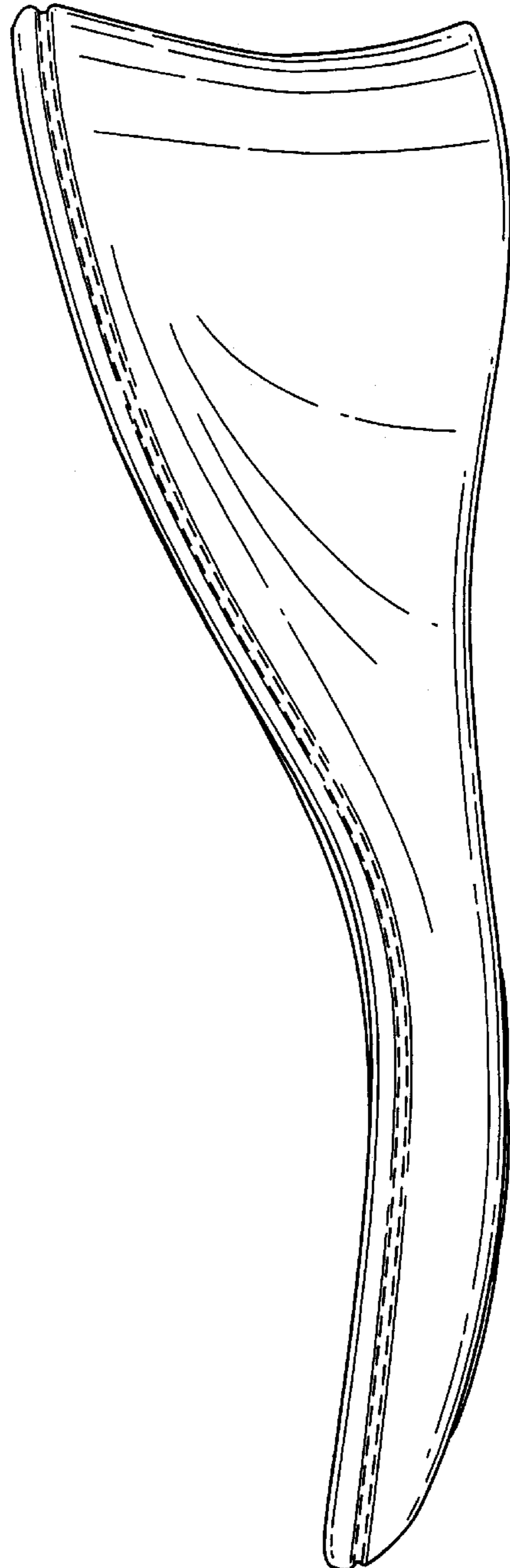


FIG. 3

FIG. 4

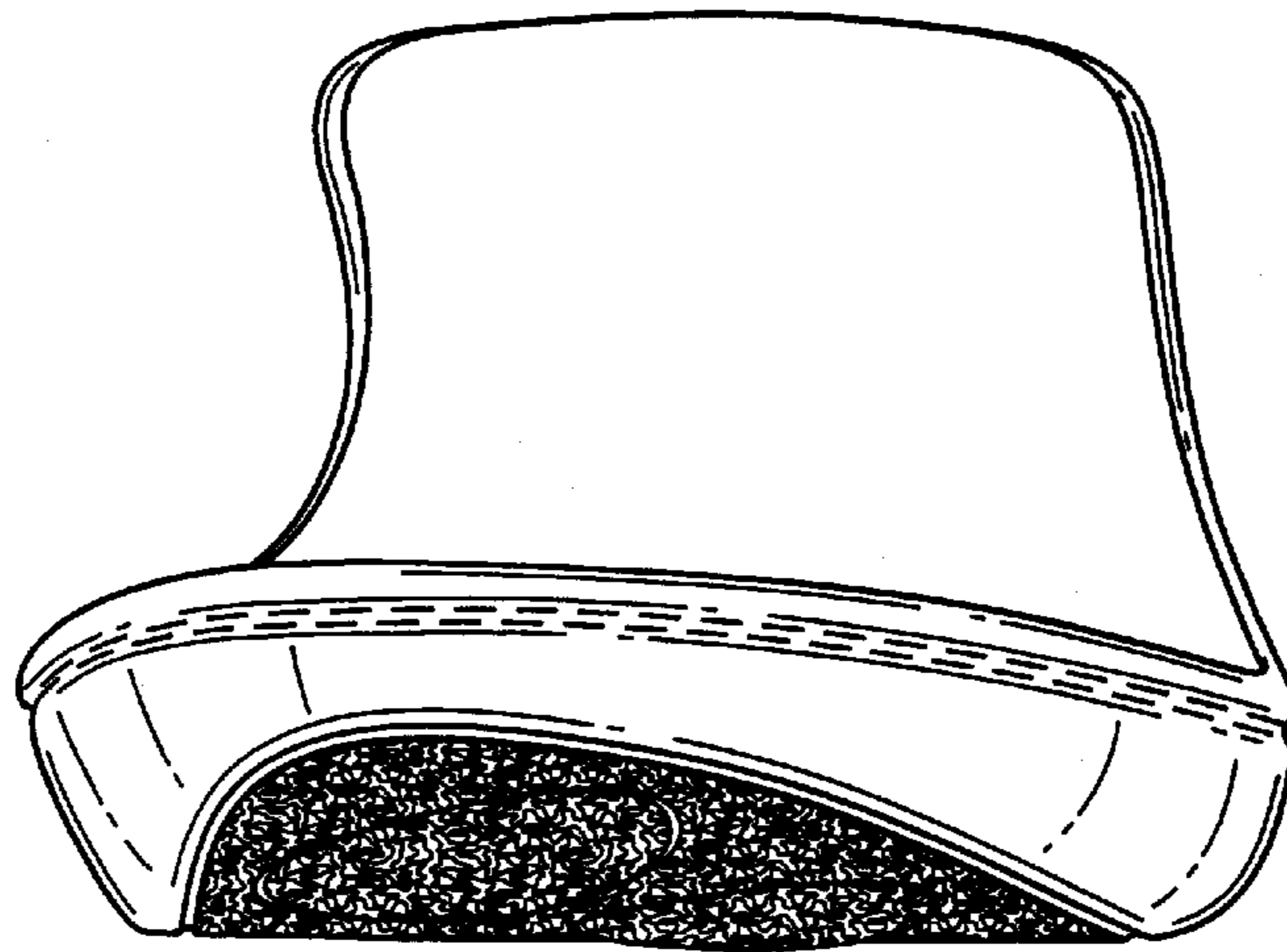
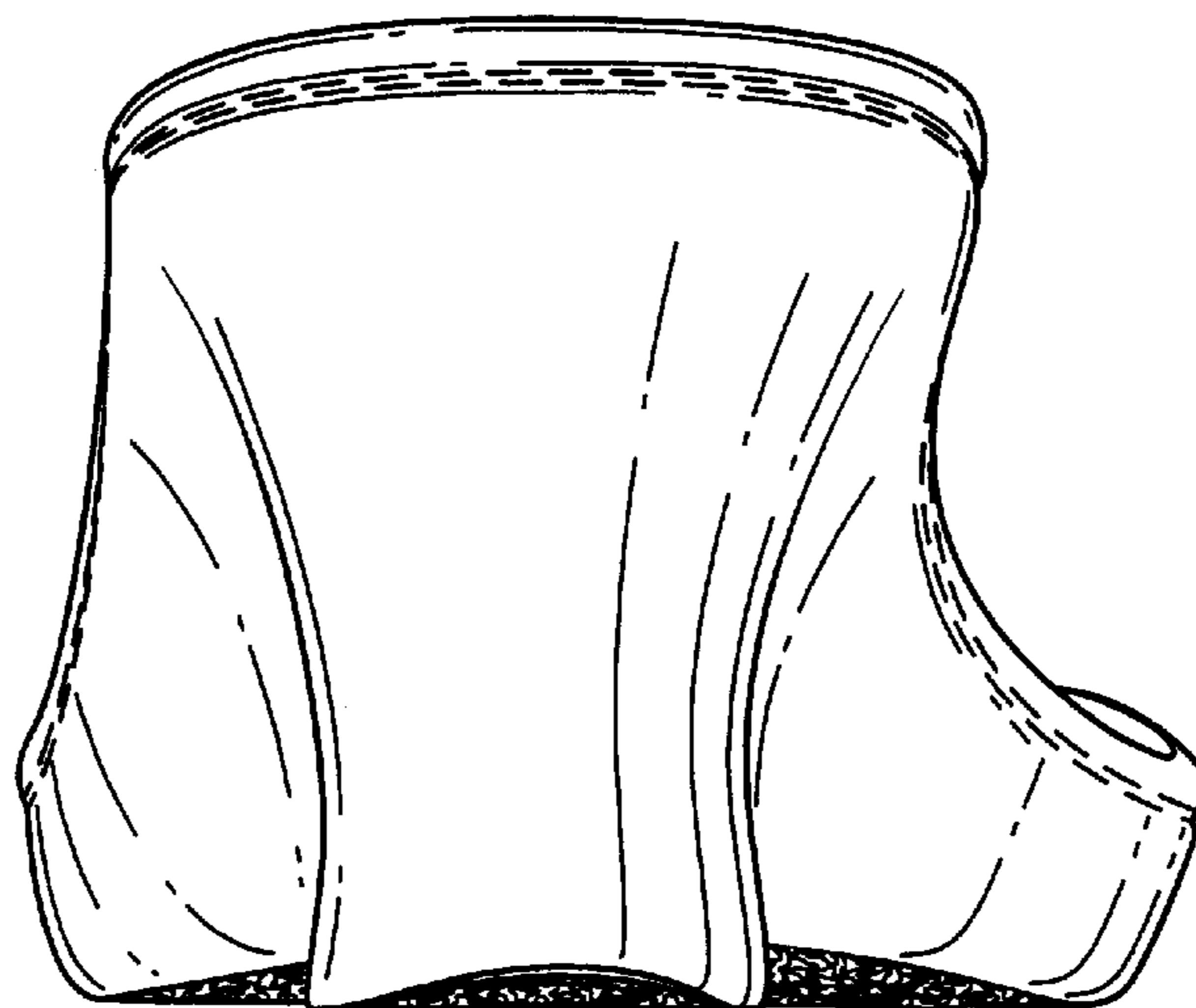


FIG. 5





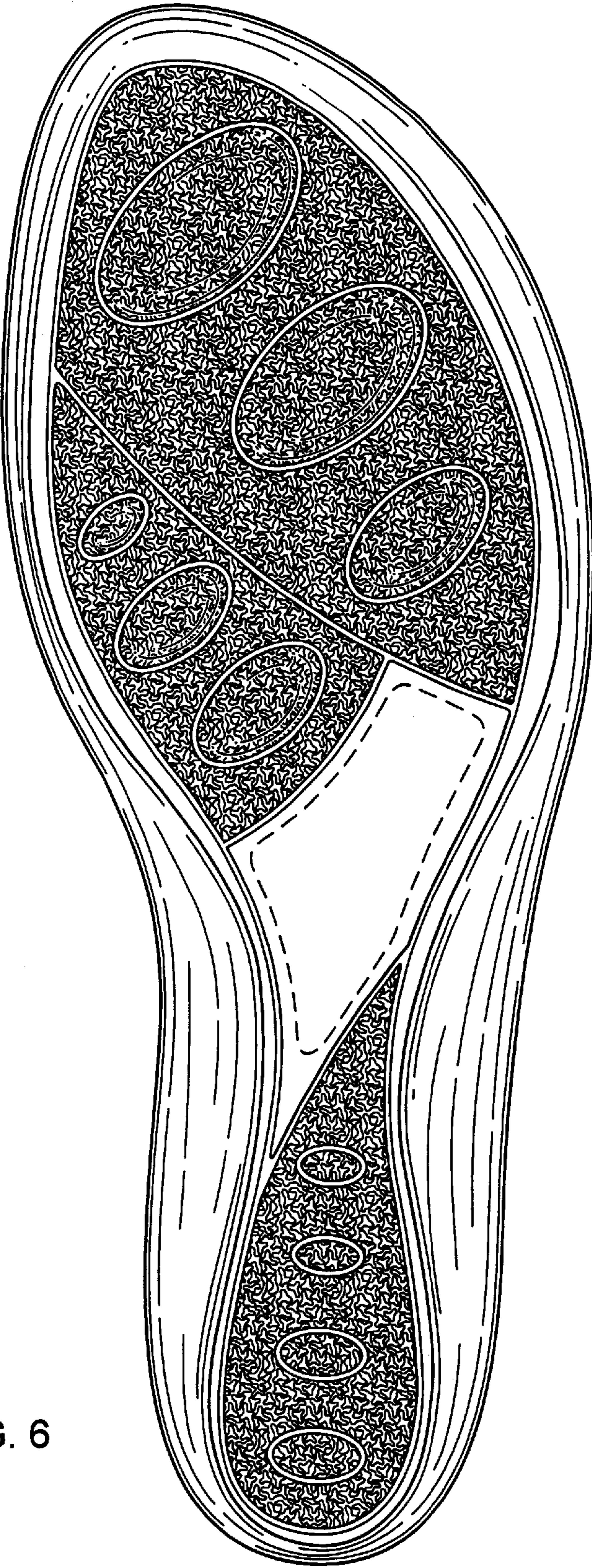


FIG. 6

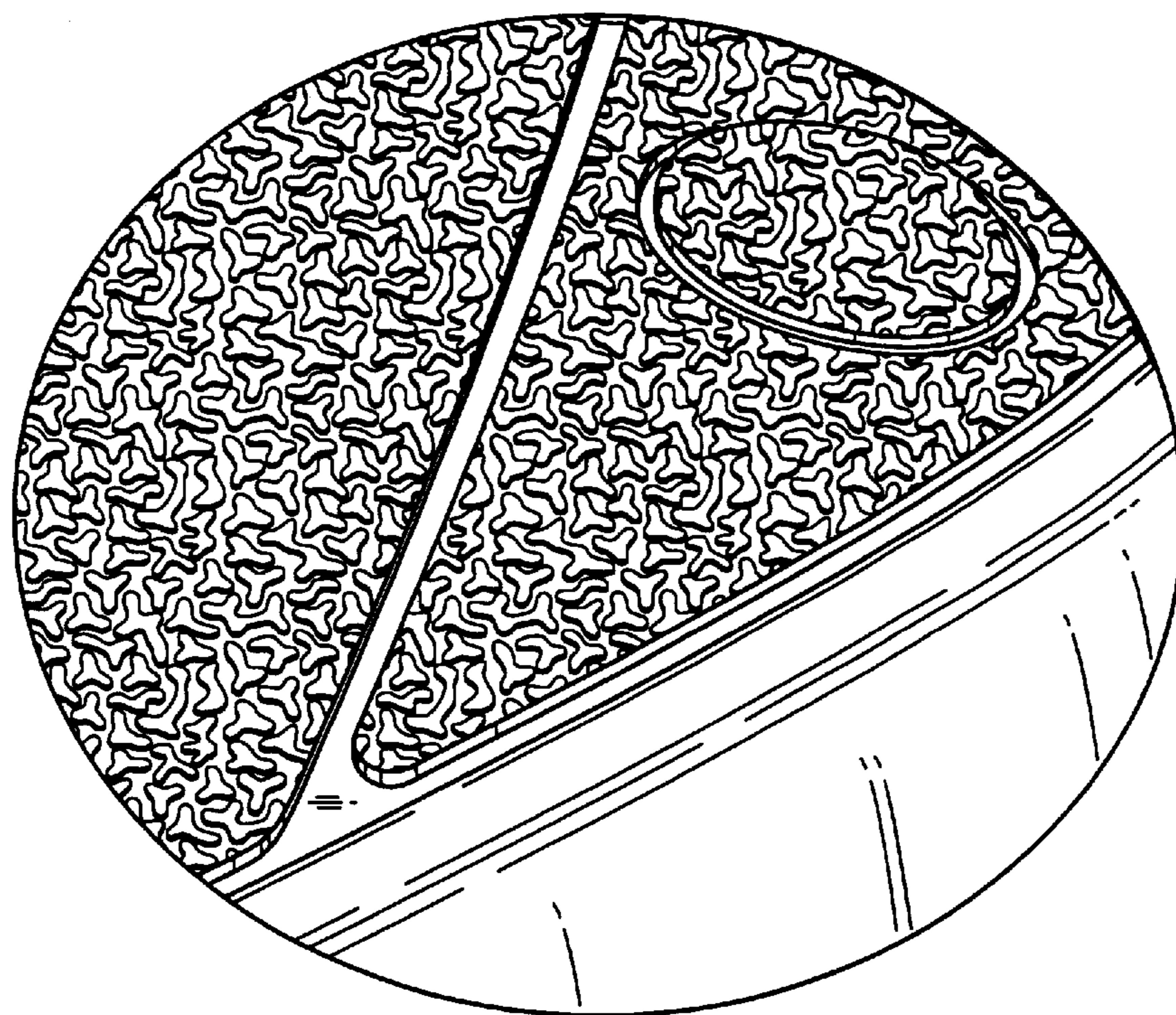


FIG. 7