



US00D533332S

(12) **United States Design Patent**  
**Choi**

(10) **Patent No.:** **US D533,332 S**

(45) **Date of Patent:** **\*\* Dec. 12, 2006**

(54) **JEWELRY ITEM**

(75) Inventor: **Sandra Choi**, London (GB)

(73) Assignee: **J. Choo (Jersey) Limited**, Jersey (GB)

(\*\*) Term: **14 Years**

(21) Appl. No.: **29/233,411**

(22) Filed: **Jun. 30, 2005**

(30) **Foreign Application Priority Data**

Mar. 23, 2005 (EM) ..... 000319520-0054

(51) **LOC (8) Cl.** ..... **02-99**

(52) **U.S. Cl.** ..... **D2/946**

(58) **Field of Classification Search** ..... D2/946,  
D2/976; D11/3, 6, 15-18, 40, 76; 36/136  
See application file for complete search history.

(56) **References Cited**

**U.S. PATENT DOCUMENTS**

- D84,956 S 8/1931 Riker
- D170,848 S \* 11/1953 Boucher ..... D11/16
- D173,573 S \* 11/1954 Katz ..... D11/16
- D173,951 S \* 2/1955 Katz ..... D11/16

- D175,838 S \* 10/1955 Katz ..... D11/16
- D177,252 S \* 3/1956 Katz ..... D11/6
- D495,266 S \* 8/2004 Pachachi ..... D11/3
- D521,214 S \* 5/2006 Choi ..... D2/946

\* cited by examiner

*Primary Examiner*—Dominic Simone

(74) *Attorney, Agent, or Firm*—Fross Zelnick Lehrman & Zissu, P.C.; Lawrence E. Apolzon, Esq.

(57) **CLAIM**

The ornamental design for a jewelry item, as shown and described.

**DESCRIPTION**

FIG. 1 is a perspective view of a jewelry item showing my design;

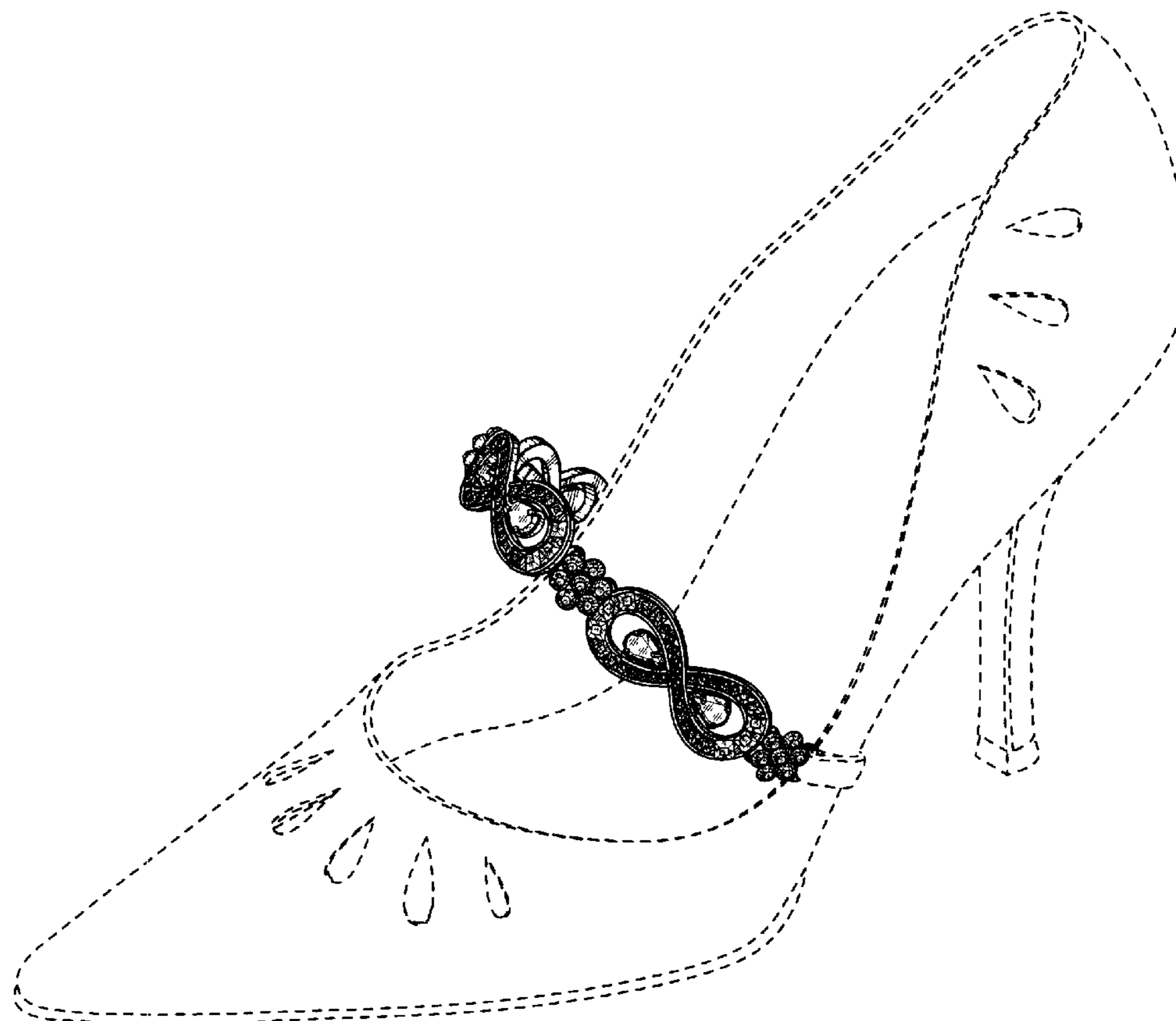
FIG. 2 is a right side view of the jewelry item shown in FIG. 1;

FIG. 3 is a left side view of the jewelry item shown in FIG. 1; and,

FIG. 4 is a top view of the design shown in FIG. 1.

The broken line showing of the shoe and fasteners is for illustrative purposes only and forms no part of the claimed design. The bottom is plain and unornamented.

**1 Claim, 4 Drawing Sheets**



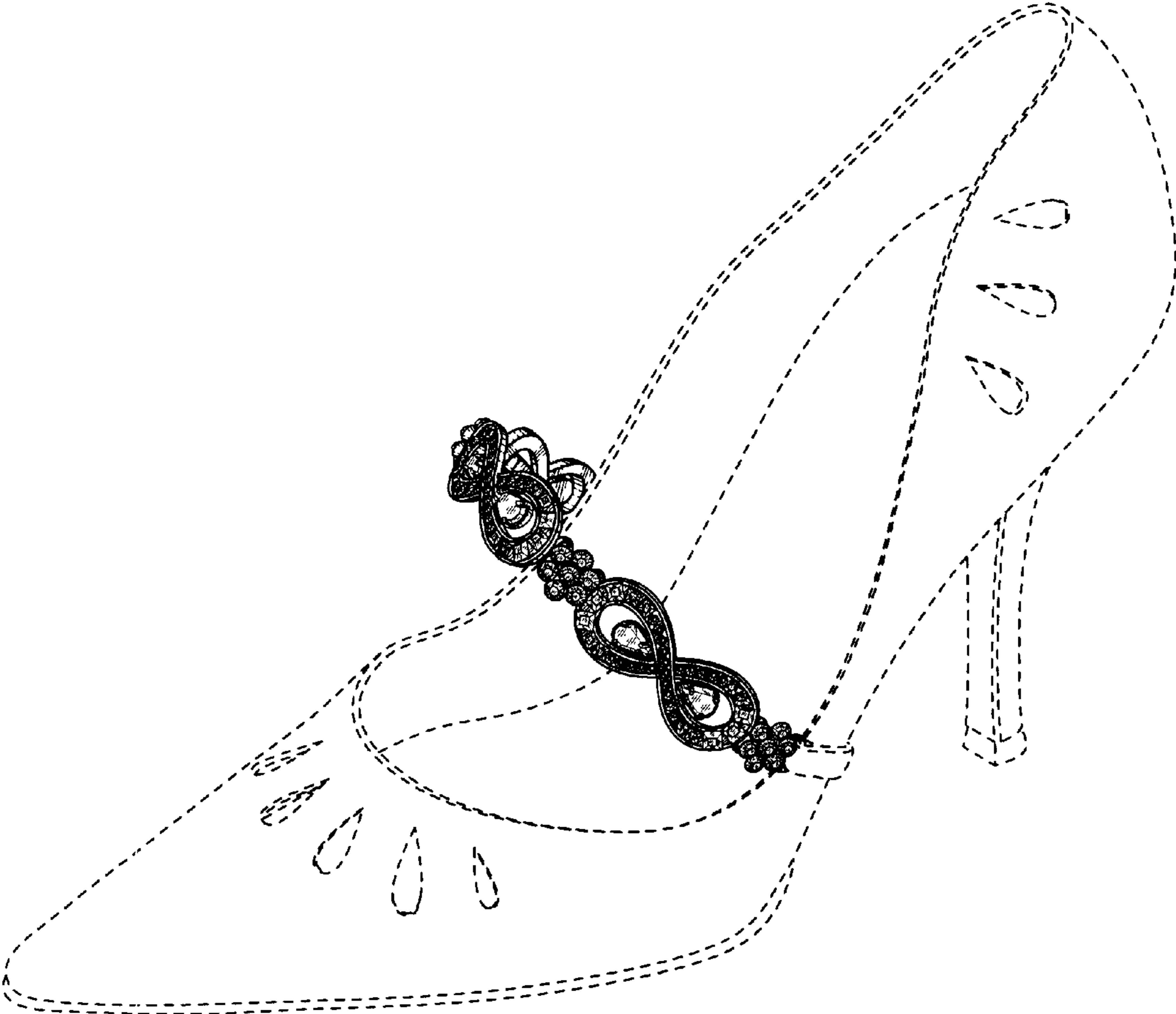


FIG. 1



FIG. 2

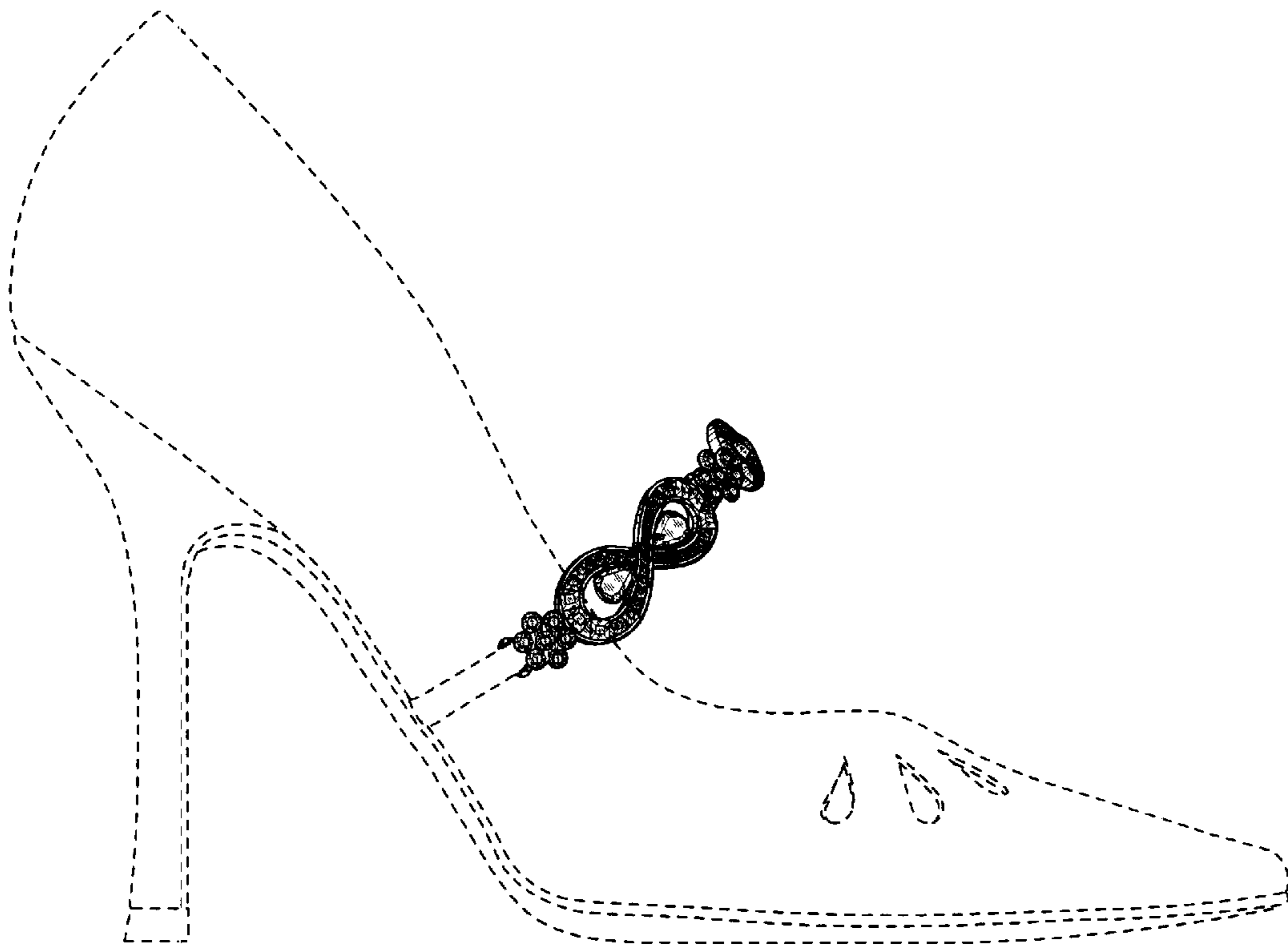


FIG. 3

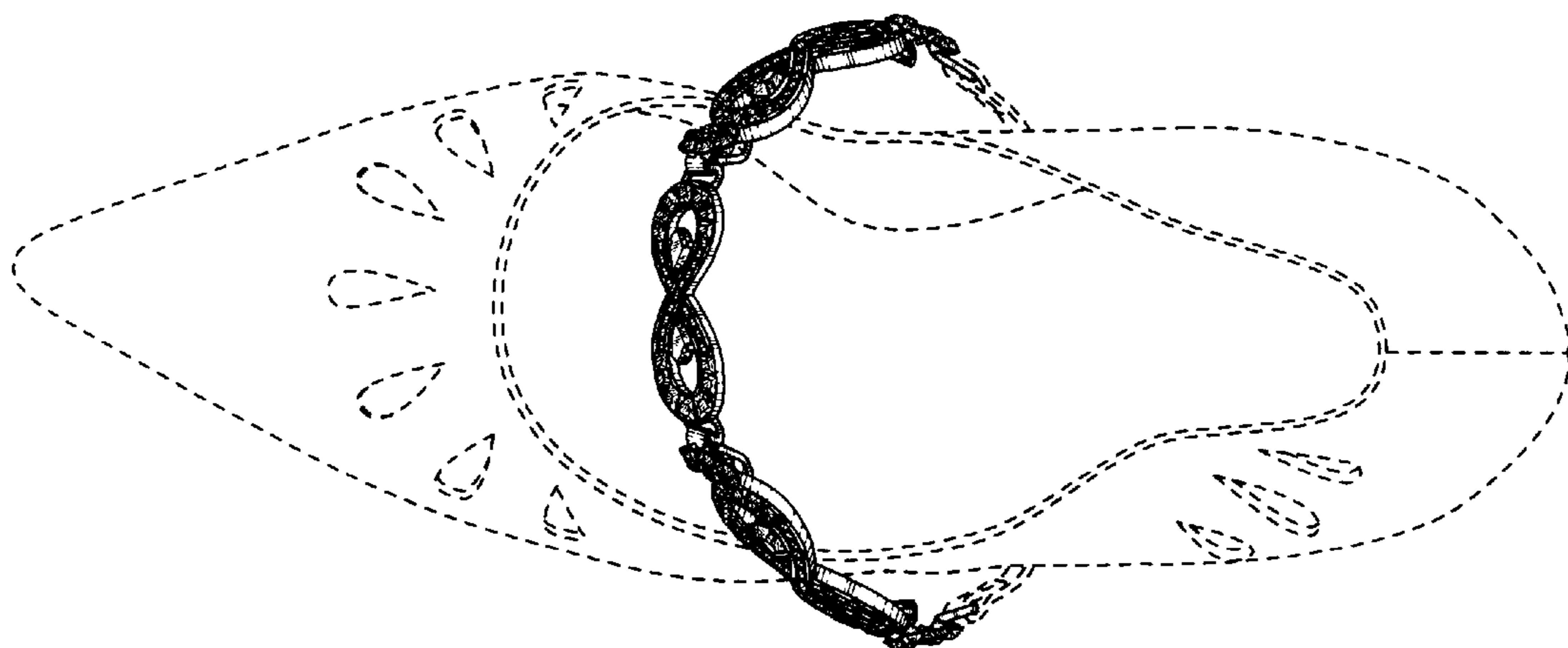


FIG. 4

UNITED STATES PATENT AND TRADEMARK OFFICE  
**CERTIFICATE OF CORRECTION**

PATENT NO. : Des. 533,332 S  
APPLICATION NO. : 29/233411  
DATED : December 12, 2006  
INVENTOR(S) : Choi

Page 1 of 6

It is certified that error appears in the above-identified patent and that said Letters Patent is hereby corrected as shown below:

Delete Title page illustrating a figure, and substitute therefor, new Title page illustrating a figure. (attached)

Delete drawing sheets 1-4, consisting of figures 1-4, and substitute therefor drawing sheets 1-4, consisting of Figures 1-4, as shown on the attached sheet.

Signed and Sealed this

Twelfth Day of August, 2008

A handwritten signature in black ink that reads "Jon W. Dudas". The signature is written in a cursive style with a large, looped initial "J".

JON W. DUDAS

*Director of the United States Patent and Trademark Office*

(12) **United States Design Patent**  
**Choi**

(10) **Patent No.:** **US D533,332 S**  
(45) **Date of Patent:** **\*\* Dec. 12, 2006**

(54) **JEWELRY ITEM**

(75) **Inventor:** **Sandra Choi, London (GB)**  
(73) **Assignee:** **J. Choo (Jersey) Limited, Jersey (GB)**  
(\*\*) **Term:** **14 Years**

(21) **Appl. No.:** **29/233,411**  
(22) **Filed:** **Jun. 30, 2005**

(30) **Foreign Application Priority Data**  
Mar. 23, 2005 (EM) ..... 000319520-0054

(51) **LOC (8) Cl. .... 02-99**  
(52) **U.S. Cl. .... D2/946**  
(58) **Field of Classification Search .... D2/946,**  
**D2/976; D11/3, 6, 15-18, 40, 76; 36/136**  
**See application file for complete search history.**

(56) **References Cited**

**U.S. PATENT DOCUMENTS**

- D84,956 S 8/1931 Riker
- D170,848 S \* 11/1953 Boucher ..... D11/16
- D173,573 S \* 11/1954 Katz ..... D11/16
- D173,951 S \* 2/1955 Katz ..... D11/16

- D175,838 S \* 10/1955 Katz ..... D11/16
- D177,252 S \* 3/1956 Katz ..... D11/6
- D495,266 S \* 8/2004 Pachachi ..... D11/3
- D521,214 S \* 5/2006 Choi ..... D2/946

\* cited by examiner

*Primary Examiner*—Dominic Simone  
(74) *Attorney, Agent, or Firm*—Fross Zelnick Lehrman & Zissu, P.C.; Lawrence E. Apolzon, Esq.

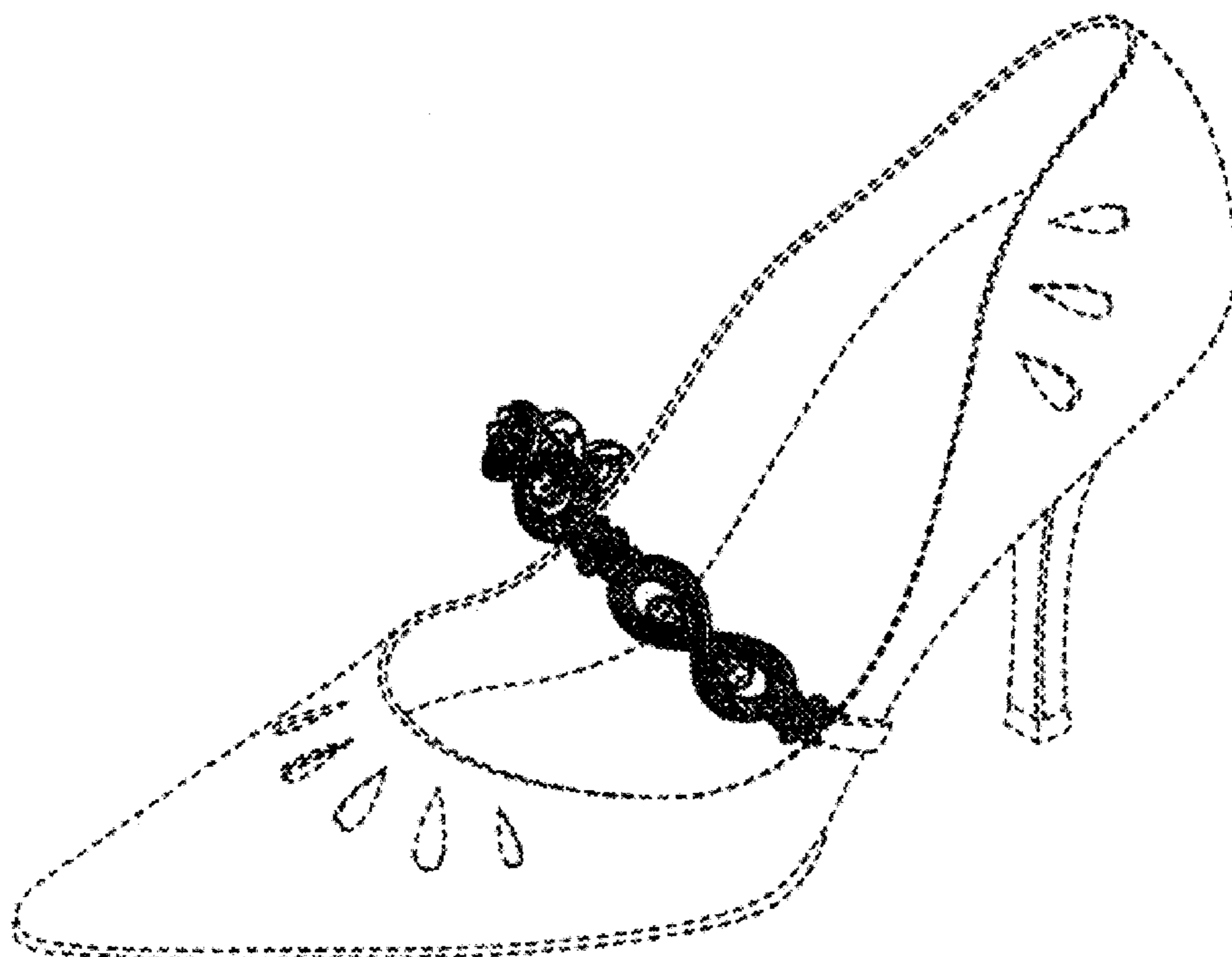
(57) **CLAIM**

The ornamental design for a jewelry item, as shown and described.

**DESCRIPTION**

FIG. 1 is a perspective view of a jewelry item showing my design;  
FIG. 2 is a right side view of the jewelry item shown in FIG. 1;  
FIG. 3 is a left side view of the jewelry item shown in FIG. 1; and,  
FIG. 4 is a top view of the design shown in FIG. 1.  
The broken line showing of the shoe and fasteners is for illustrative purposes only and forms no part of the claimed design. The bottom is plain and unornamented.

**1 Claim, 4 Drawing Sheets**



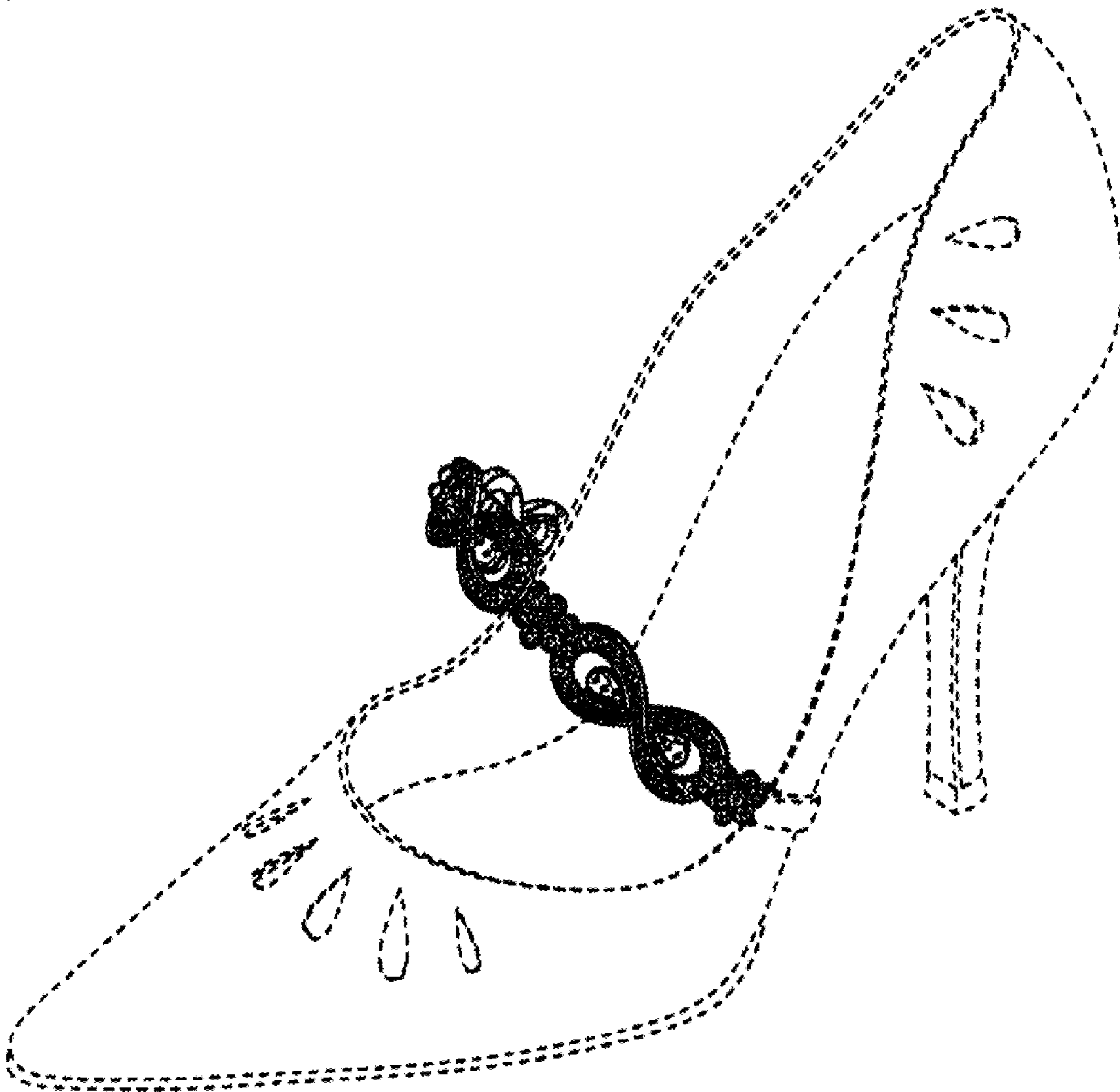


FIG. 1





FIG. 2



FIG. 3

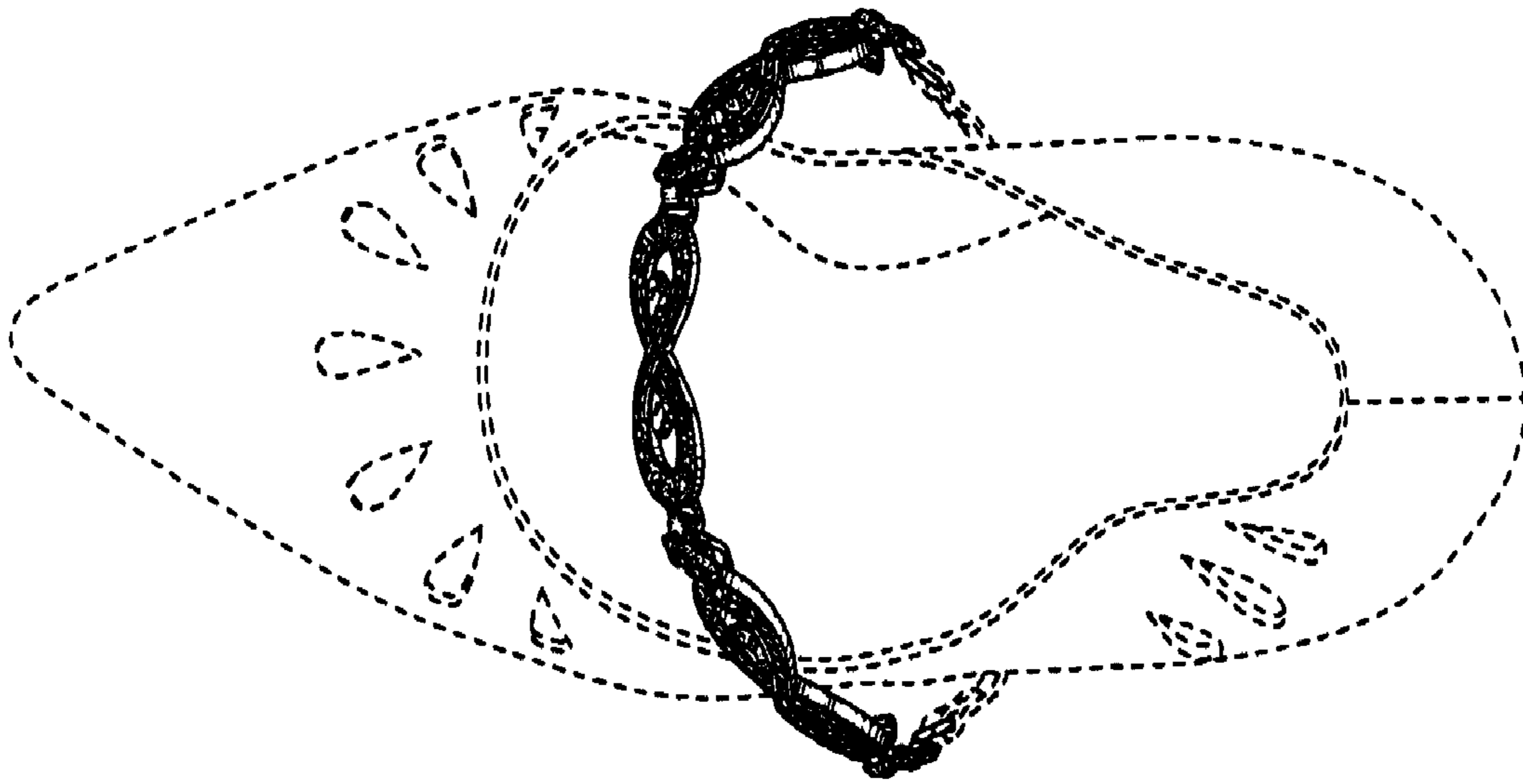


FIG. 4