



US00D533323S

(12) **United States Design Patent**  
**Donovan et al.**

(10) **Patent No.:** **US D533,323 S**

(45) **Date of Patent:** **\*\* Dec. 5, 2006**

(54) **GOLF CLEANING ACCESSORY**

(75) Inventors: **Gregory P. Donovan**, Incline Village,  
NV (US); **Fred T. Gregovich**, Sparks,  
NV (US)

(73) Assignee: **Iron-Tongue, LLC**, Incline Village, NV  
(US)

(\*\*) Term: **14 Years**

(21) Appl. No.: **29/208,632**

(22) Filed: **Jul. 1, 2004**

(51) **LOC (8) Cl.** ..... **04-01**

(52) **U.S. Cl.** ..... **D32/40; D21/789**

(58) **Field of Classification Search** ..... D32/35,  
D32/40, 43; D4/137; D21/754, 789, 793,  
D21/795; 15/208, 209.1, 210.1, 218.1, 220.4;  
150/160, 161; 206/315.2

See application file for complete search history.

(56) **References Cited**

**U.S. PATENT DOCUMENTS**

D187,460 S	*	3/1960	Wetherby	.....	D21/795
D191,315 S	*	9/1961	Damiani	.....	D21/754
3,406,419 A	*	10/1968	Young	.....	15/210.1 X
3,831,652 A	*	8/1974	Hyden et al.	.....	150/160
4,122,577 A		10/1978	Catania		
4,823,426 A		4/1989	Bragga		
5,421,106 A		6/1995	Emrick		

5,671,517 A		9/1997	Gourley	
5,809,669 A		9/1998	Hage et al.	
5,898,968 A	*	5/1999	Beattie	..... 15/210.1
5,930,920 A		8/1999	Arnold	
5,979,008 A		11/1999	Gordon	
6,128,801 A		10/2000	Adzick et al.	
6,393,648 B1		5/2002	Reynolds	

\* cited by examiner

*Primary Examiner*—Alan P. Douglas  
*Assistant Examiner*—Lavone D. Tabor

(74) *Attorney, Agent, or Firm*—Locke Liddell & Sapp LLP

(57) **CLAIM**

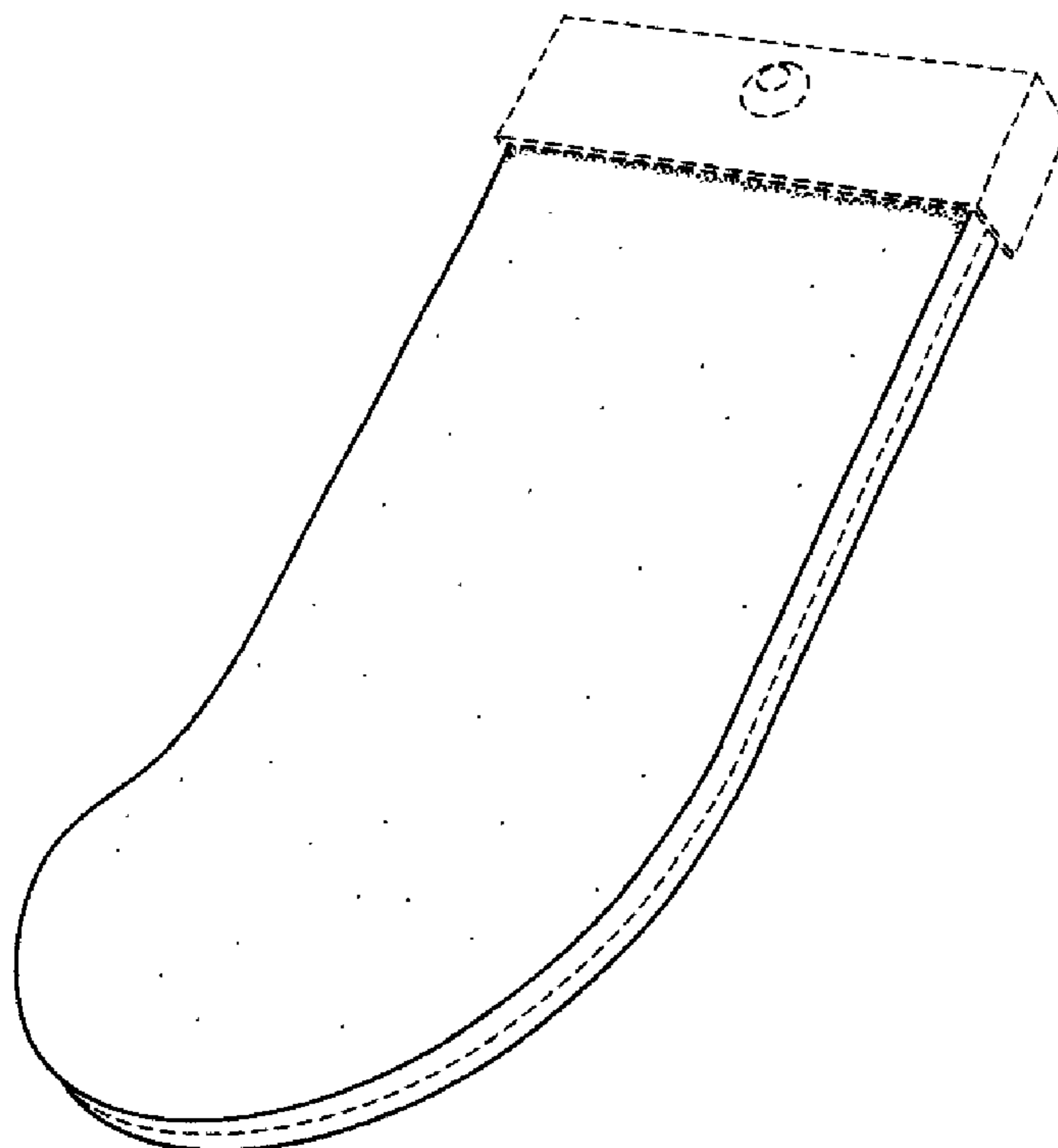
The ornamental design for a golf cleaning accessory, as shown and described.

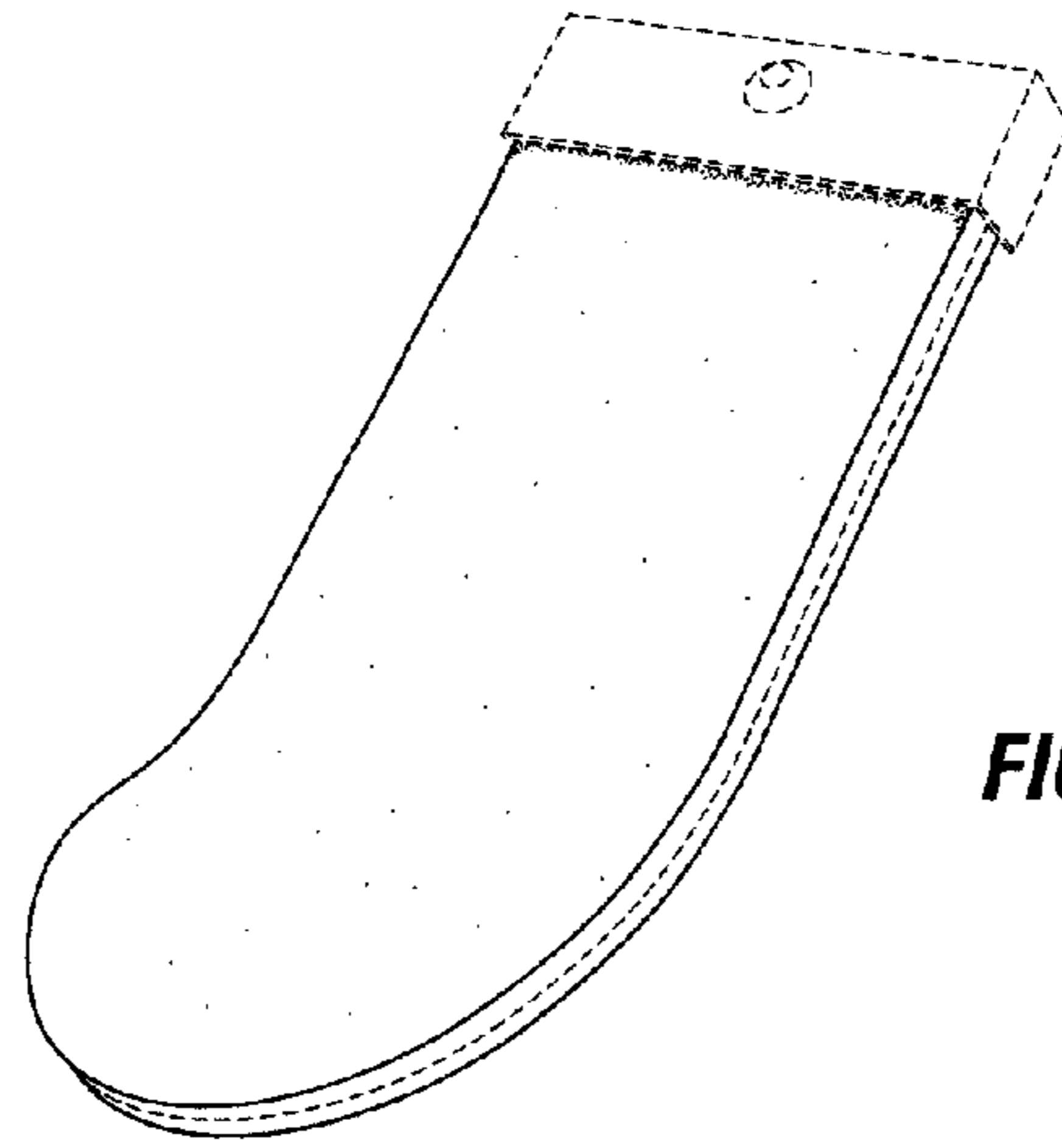
**DESCRIPTION**

FIG. 1 is a perspective view of a golf cleaning accessory.  
FIG. 2 is a top view of the golf cleaning accessory.  
FIG. 3 is a side view of the golf cleaning accessory.  
FIG. 4 is a bottom view of the golf cleaning accessory.  
FIG. 5 is an opposite side view from FIG. 3 of the golf cleaning accessory.  
FIG. 6 is an end view of the golf cleaning accessory; and,  
FIG. 7 is an opposite end view from FIG. 6 of the golf cleaning accessory.


The broken lines shown in FIGS. 1–7 are for illustrative purposes only and form no part of the claimed design.

**1 Claim, 1 Drawing Sheet**

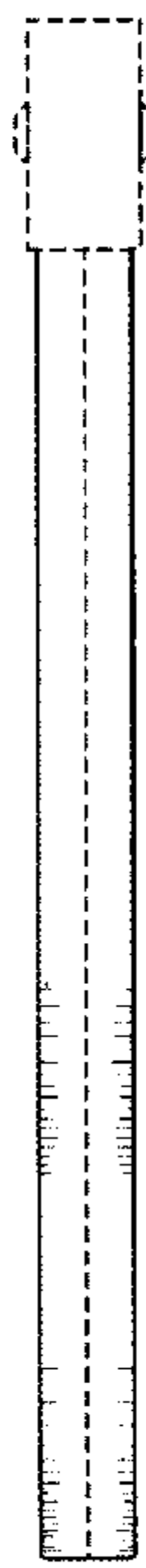





**FIG. 1**




**FIG. 2**




**FIG. 3**




**FIG. 4**



**FIG. 5**



**FIG. 6**



**FIG. 7**