



US00D533316S

(12) **United States Design Patent**
Canavan et al.

(10) **Patent No.:** **US D533,316 S**

(45) **Date of Patent:** **** Dec. 5, 2006**

(54) **PROTECTIVE FACE SHIELD LENS**

(75) Inventors: **Richard W. Canavan**, Woodstock, CT (US); **Jeremy Conrad Howard**, Little Compton, RI (US); **Luke William Michas**, Westerly, RI (US); **Philip M. Johnson**, Charlton, MA (US)

(73) Assignee: **Bacou-Dalloz Eye & Face Protection, Inc.**, Smithfield, RI (US)

(**) Term: **14 Years**

(21) Appl. No.: **29/221,900**

(22) Filed: **Jan. 21, 2005**

Related U.S. Application Data

(62) Division of application No. 29/189,775, filed on Sep. 10, 2003, now Pat. No. Des. 504,194.

(51) **LOC (8) Cl.** **29-02**

(52) **U.S. Cl.** **D29/122; D29/110**

(58) **Field of Classification Search** D29/102-110, D29/122; 2/6.1, 6.3-6.7, 8-11, 411-412, 2/414, 416-418, 423-425, 432, 209, 174, 2/182, 427-430; D28/9; 128/201.24, 201.15, 128/201.23, 857; D24/110.2, 110.3, 231; D26/39

See application file for complete search history.

(56) **References Cited**

U.S. PATENT DOCUMENTS

2,864,088	A	*	12/1958	Gongoll	2/441
3,259,908	A	*	7/1966	Simpson et al.	2/9
3,310,812	A	*	3/1967	Gaisser	2/9
3,789,428	A		2/1974	Martin		
4,076,373	A		2/1978	Moretti		
4,097,929	A		7/1978	Lowe et al.		
4,101,980	A		7/1978	Stepan et al.		
4,462,119	A	*	7/1984	Rudd	2/424
4,507,809	A		4/1985	Stepan		
4,542,538	A		9/1985	Moretti et al.		
4,748,695	A		6/1988	Shigematsu et al.		
4,856,535	A	*	8/1989	Forbes	128/857

4,864,653	A	*	9/1989	Landis	2/9
D311,263	S	*	10/1990	Russell	D29/110
D318,147	S	*	7/1991	Russell	D29/110
5,077,836	A		1/1992	Idoff et al.		
D326,932	S	*	6/1992	Millar	D29/110
5,206,956	A	*	5/1993	Olson	2/13
D347,909	S	*	6/1994	Gazzara et al.	D29/110
5,410,757	A		5/1995	Vienamo et al.		
5,689,833	A	*	11/1997	Allen et al.	2/427
5,793,449	A		8/1998	Lagerwall		
D416,649	S		11/1999	Burns et al.		
6,102,033	A		8/2000	Baribeau et al.		

* cited by examiner

Primary Examiner—Ruth McInroy

(74) *Attorney, Agent, or Firm*—Slater & Michaelson

(57) **CLAIM**

The ornamental design for a protective shield lens, as shown and described.

DESCRIPTION

FIG. 1 is a perspective view of a protective face shield lens showing our new design;

FIG. 2 is a front elevational view thereof, the rear elevational view being a mirror image;

FIG. 3 is a bottom plan view thereof;

FIG. 4 is a top plan view thereof;

FIG. 5 is a side elevational view thereof, the opposite side elevational view being a mirror image;

FIG. 6 is a perspective view of a second embodiment thereof;

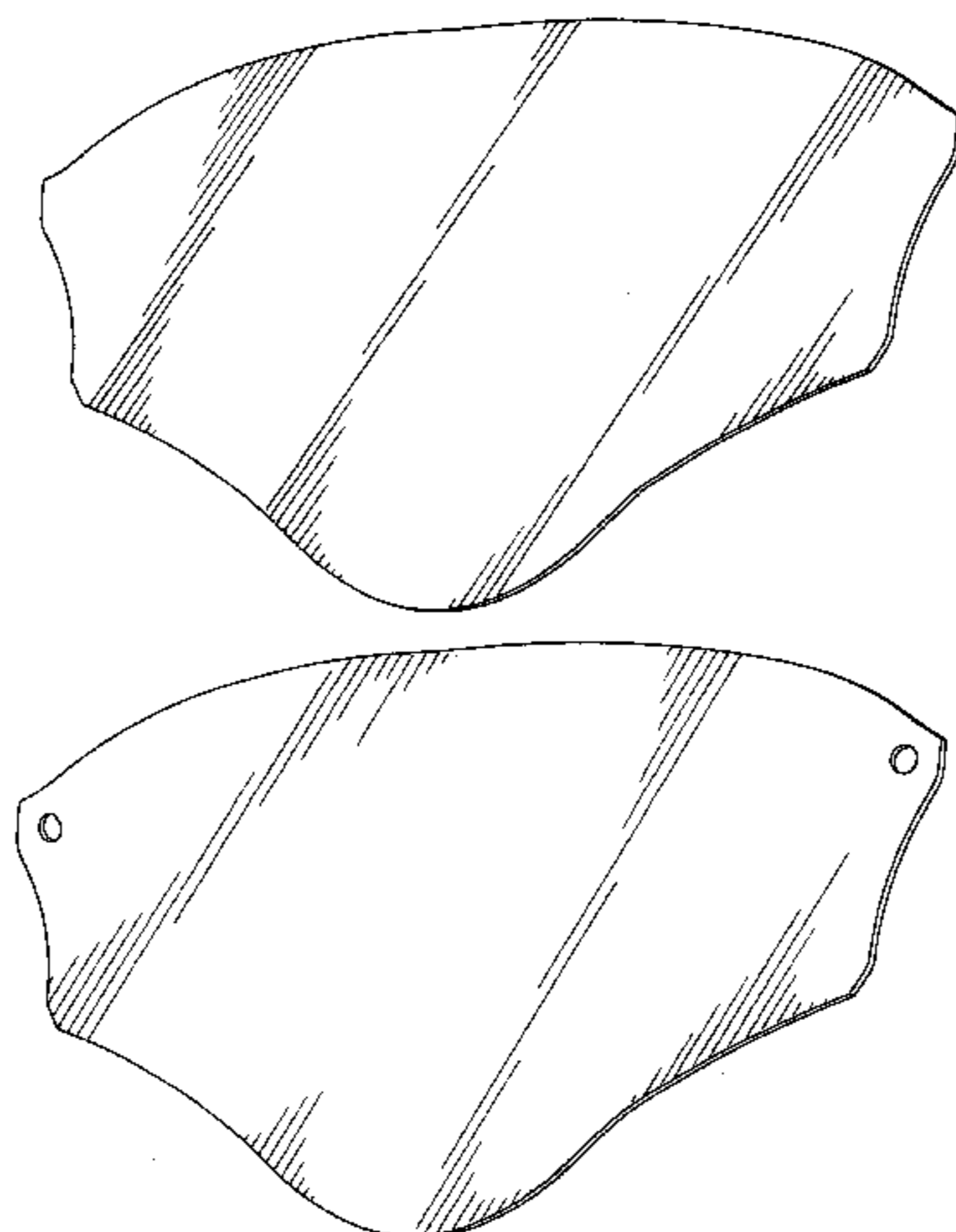
FIG. 7 is a front elevational view thereof of the second embodiment thereof, the rear elevational view being a mirror image;

FIG. 8 is a bottom plan view of the second embodiment thereof;

FIG. 9 is a top plan view of the second embodiment thereof; and,

FIG. 10 is a side elevational view of the second embodiment thereof, the opposite side elevational view being a mirror image.

1 Claim, 6 Drawing Sheets



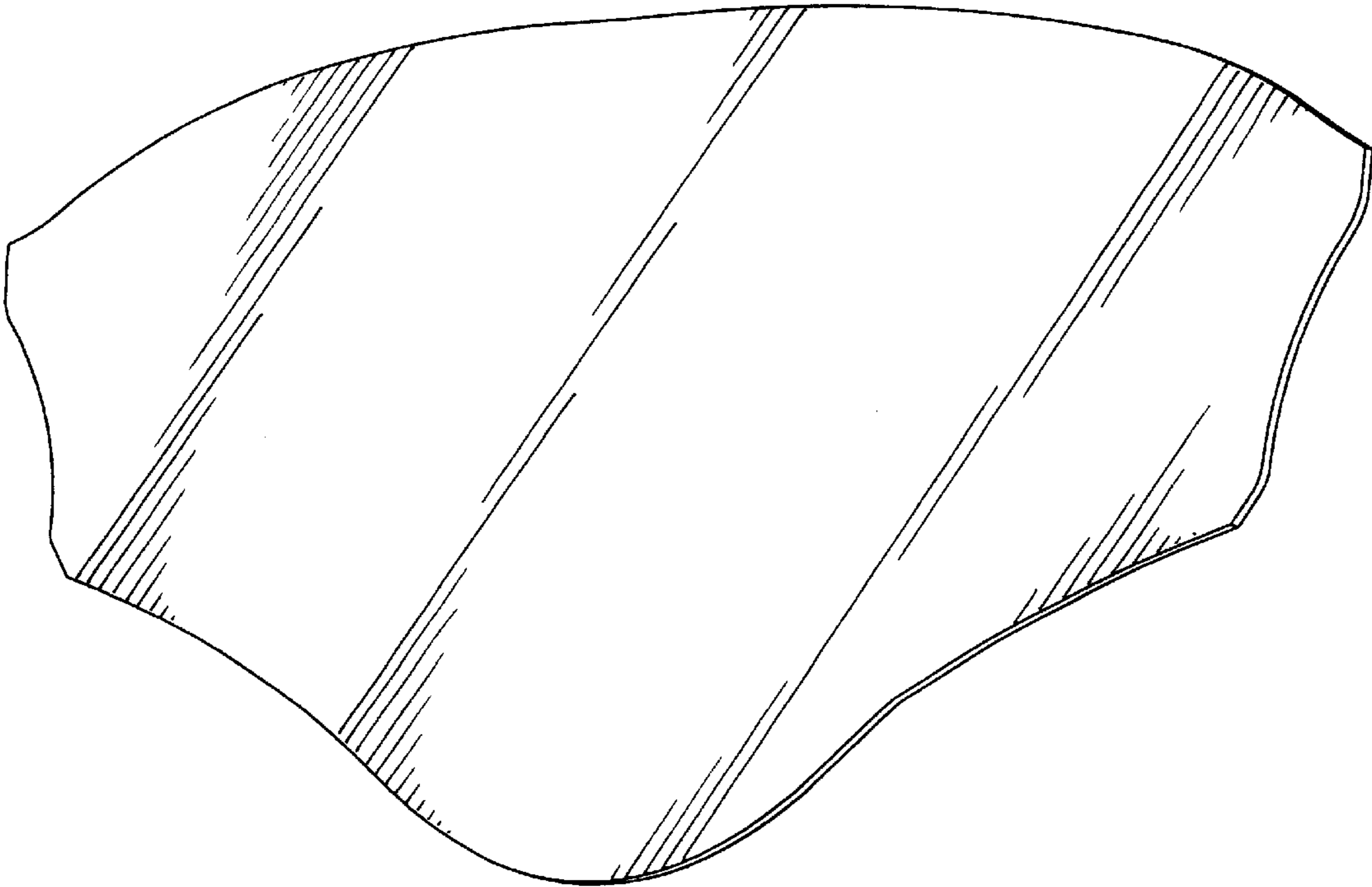


FIG. 1

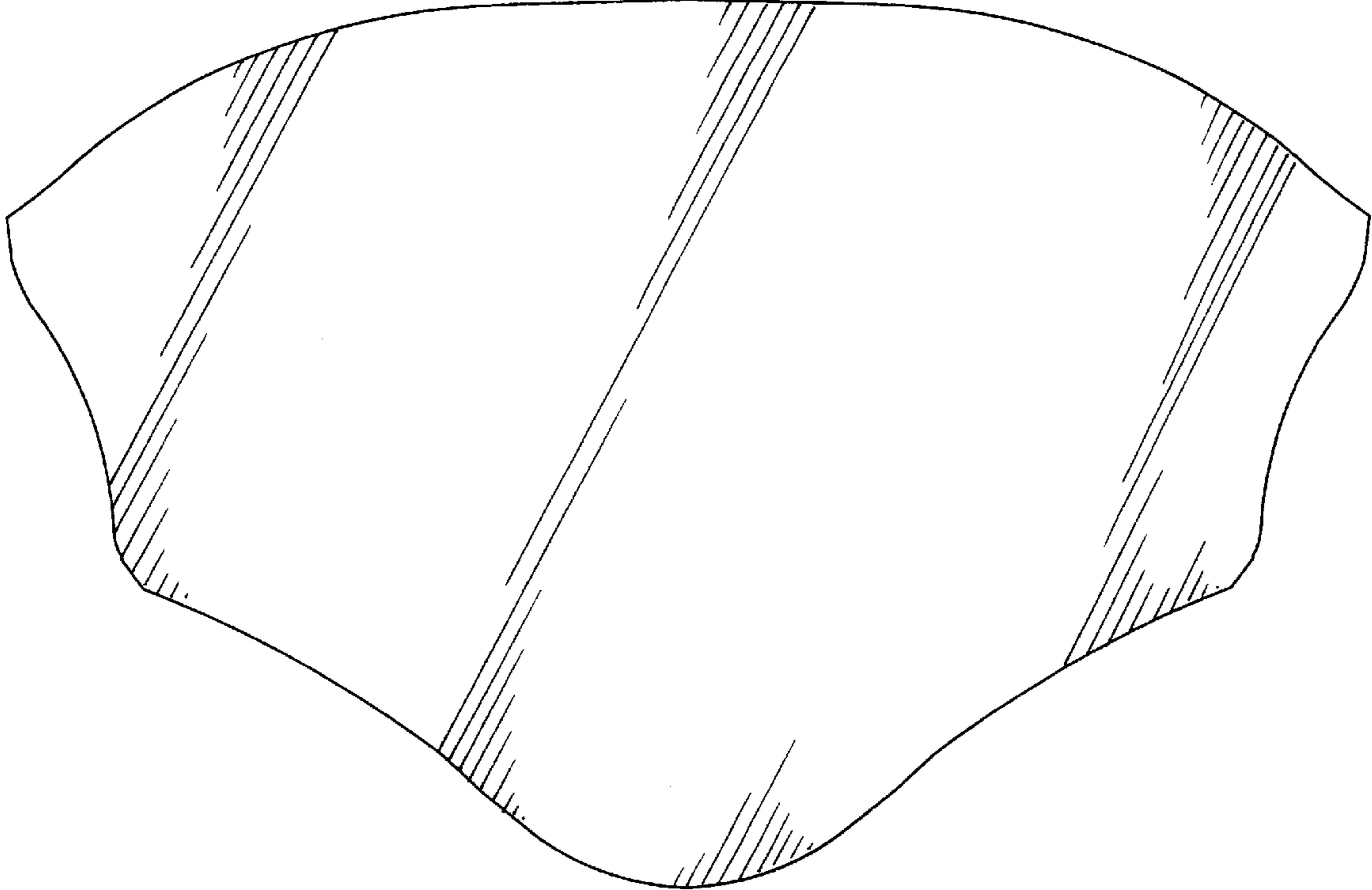


FIG. 2




FIG. 3

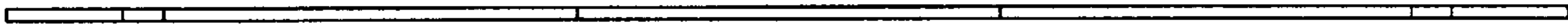


FIG. 4



FIG. 5

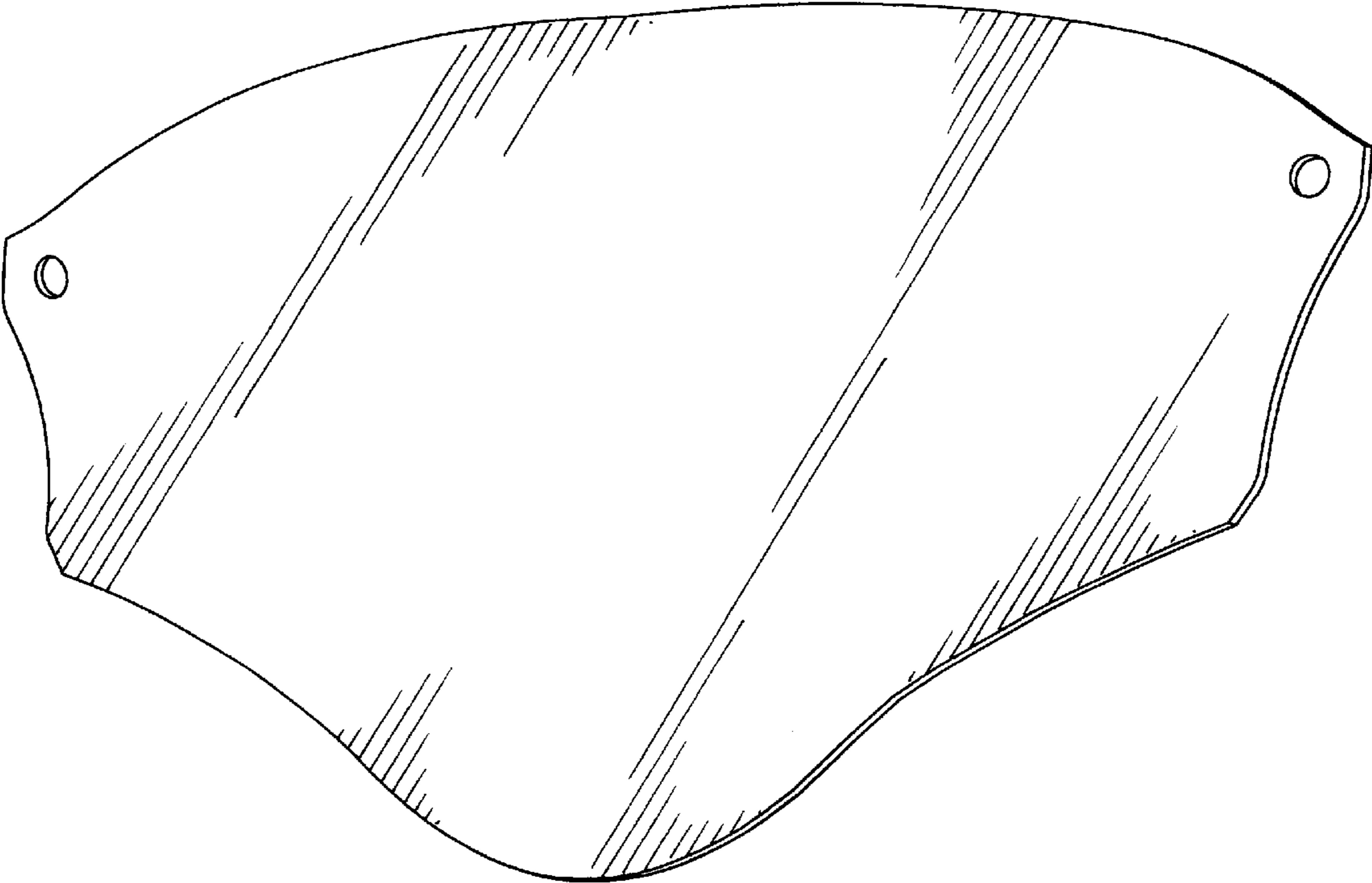


FIG. 6

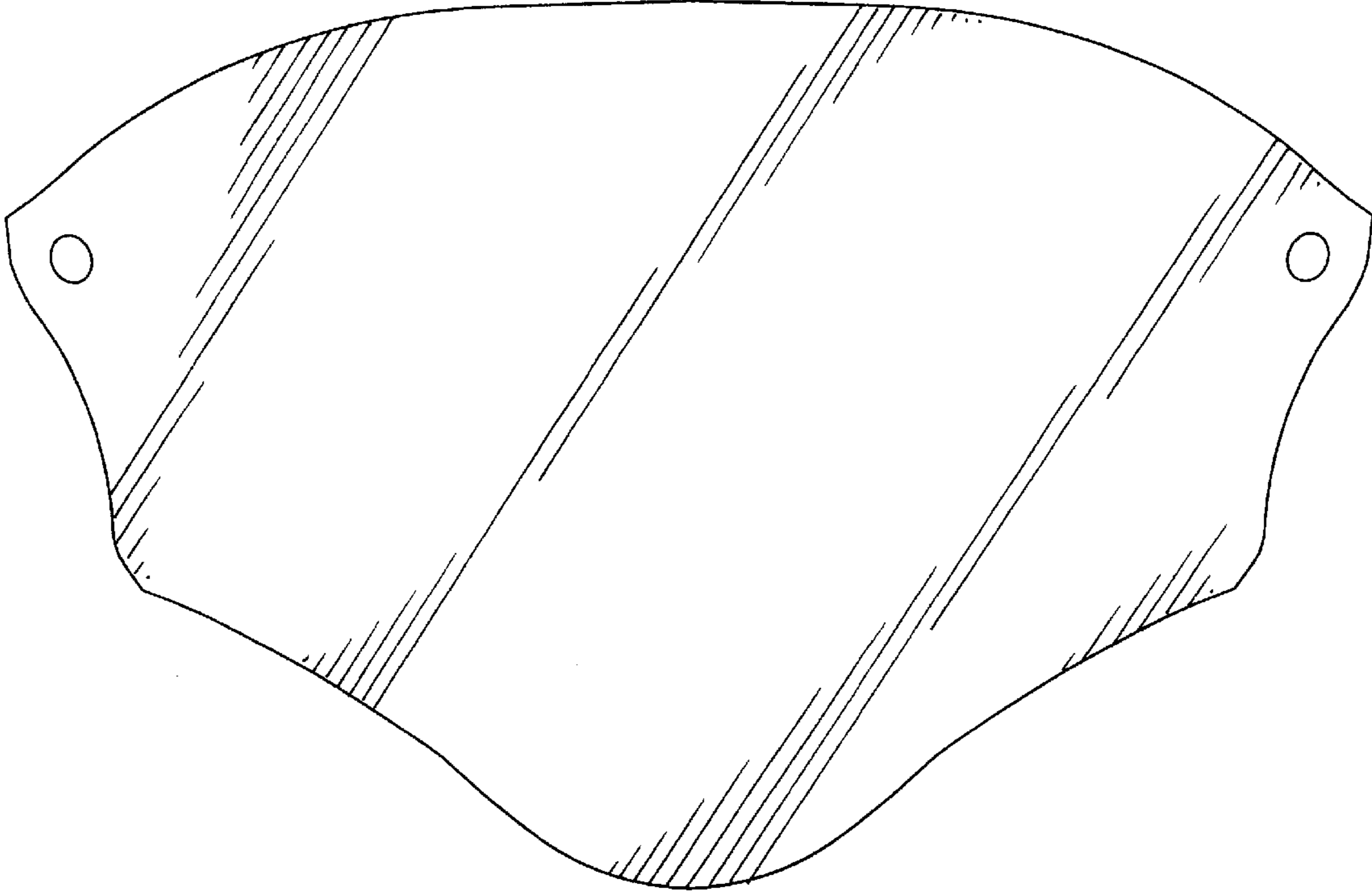


FIG. 7




FIG. 8




FIG. 9



FIG. 10