



US00D533308S

(12) **United States Design Patent**
Kovac

(10) **Patent No.:** **US D533,308 S**

(45) **Date of Patent:** **** Dec. 5, 2006**

(54) **BACK RAG**

(76) Inventor: **John J. Kovac**, P.O. Box 1922,
Woodward, OK (US) 73802

(**) Term: **14 Years**

(21) Appl. No.: **29/209,658**

(22) Filed: **Jul. 20, 2004**

(51) **LOC (8) Cl.** **28-03**

(52) **U.S. Cl.** **D28/63; D6/608**

(58) **Field of Classification Search** D28/7,
D28/63; 15/208, 209.1, 210.1, 222; 401/6,
401/8; 601/136-138, 143; D6/608-609
See application file for complete search history.

(56) **References Cited**

U.S. PATENT DOCUMENTS

728,159 A *	5/1903	Burkart	601/143
2,251,767 A *	8/1941	Steiner	15/160
3,364,511 A	1/1968	Martin		
3,674,374 A	7/1972	Jennings		
3,875,933 A	4/1975	Schwab		

4,023,567 A	5/1977	Wessel		
4,915,096 A	4/1990	Winstone et al.		
D393,102 S *	3/1998	Meier	D28/7
D418,248 S	12/1999	Clark		
6,112,363 A	9/2000	Chen		
D440,355 S	4/2001	Nati		
6,786,666 B1 *	9/2004	Floyd-Williams et al.	..	401/118

* cited by examiner

Primary Examiner—Alan P. Douglas

Assistant Examiner—Lavone D. Tabor

(74) *Attorney, Agent, or Firm*—Lawrence J. Gibney, Jr.

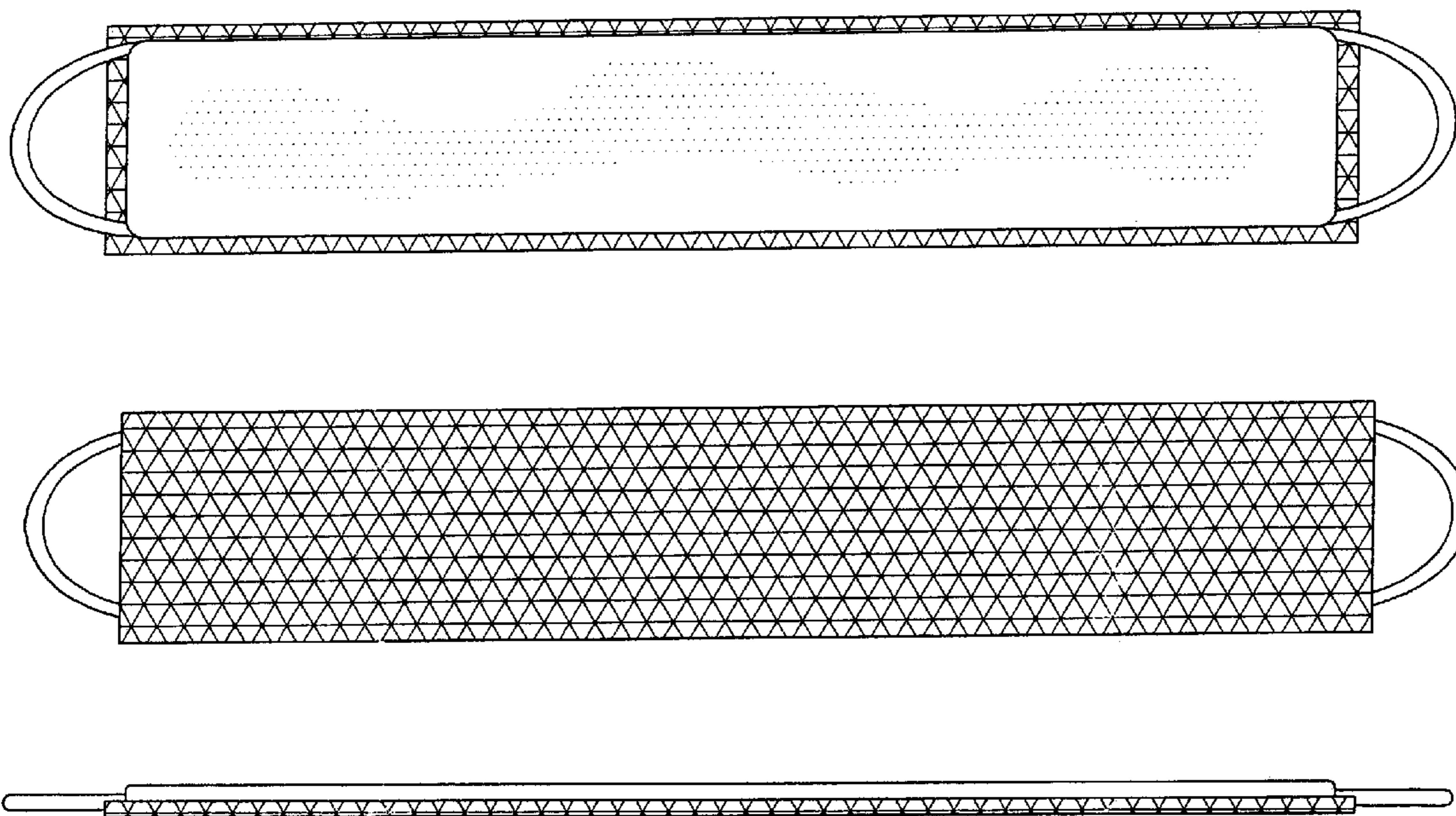
(57) **CLAIM**

The ornamental design for a back rag, as shown and described.

DESCRIPTION

FIG. 1 is a view of the nylon mesh side.
FIG. 2 is a view of the soft towel side.
FIG. 3 is a view from the edge with the handle; and,
FIG. 4 is a view from the long edge.

1 Claim, 2 Drawing Sheets



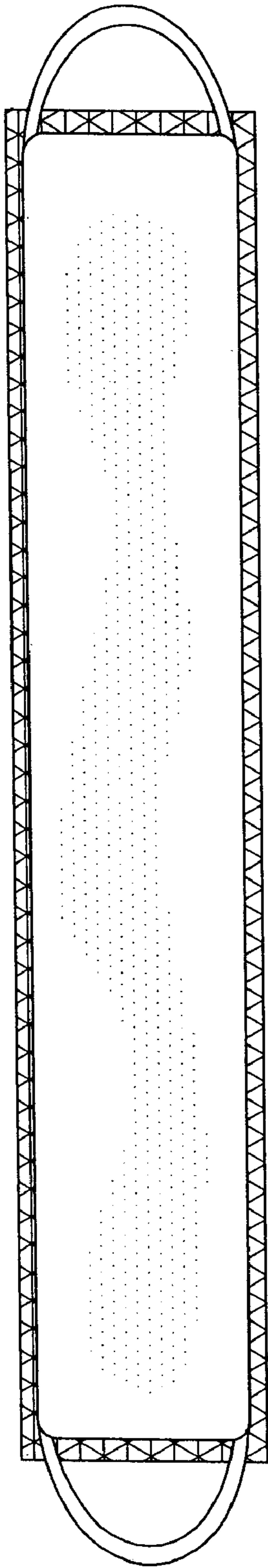


FIG. 1




FIG. 2




FIG. 3



FIG. 4