



US00D533307S

(12) **United States Design Patent** (10) **Patent No.:** **US D533,307 S**
Ross (45) **Date of Patent:** **** Dec. 5, 2006**

(54) **CUTICLE NIPPER**

Heavy Duty Toenail Nippers, Starcrest of California, Jun. 2002.*

(76) Inventor: **Richard Ross**, 1058 Silver Star St., Henderson, NV (US) 89015

* cited by examiner

(**) Term: **14 Years**

Primary Examiner—Jennifer Rivard

(21) Appl. No.: **29/207,776**

(74) *Attorney, Agent, or Firm*—Harry M. Weiss; Weiss & Moy, P.C.

(22) Filed: **Jun. 21, 2004**

(51) **LOC (8) Cl.** **28-03**

(57) **CLAIM**

(52) **U.S. Cl.** **D28/60**

I claim the ornamental design for a cuticle nipper, as shown and described.

(58) **Field of Classification Search** D28/56–60;
D8/5, 52, 107; 30/26–29, 175, 186, 261;
294/99.1, 99.2; 132/75.3, 75.4, 75.5

DESCRIPTION

See application file for complete search history.

FIG. 1 is a perspective view showing the bottom side of one embodiment of my cuticle nipper of this invention.

(56) **References Cited**

U.S. PATENT DOCUMENTS

FIG. 2 is a side elevational view of FIG. 1, the opposite side being a mirror image thereof.

2,028,558	A	*	1/1936	Nietzal et al.	30/28
2,521,027	A	*	9/1950	Sorensen	30/28
3,680,210	A	*	8/1972	Steinman	30/28
D262,055	S	*	11/1981	Luikart, II	294/99.2
4,739,552	A	*	4/1988	Thomas	30/28
D308,736	S	*	6/1990	Pina	D28/60
5,214,854	A	*	6/1993	Mennicken	30/186
5,301,431	A	*	4/1994	Cera	30/186
D436,231	S	*	1/2001	Baltierra	D28/60
D489,844	S	*	5/2004	Merheje	D28/60
D494,321	S	*	8/2004	Haquin	D28/60
6,860,017	B1	*	3/2005	Mennicken	30/186
2001/0007172	A1	*	7/2001	Rinaldi	30/28

FIG. 3 is a top plan view of FIG. 1.

FIG. 4 is a bottom plan view of FIG. 1.

FIG. 5 is a front elevational view (cutting end) of FIG. 1.

FIG. 6 is a perspective view showing the bottom side of another embodiment of my cuticle nipper of this invention.

FIG. 7 is a side elevational view of FIG. 6, the opposite side being a mirror image thereof.

FIG. 8 is a top plan view of FIG. 6.

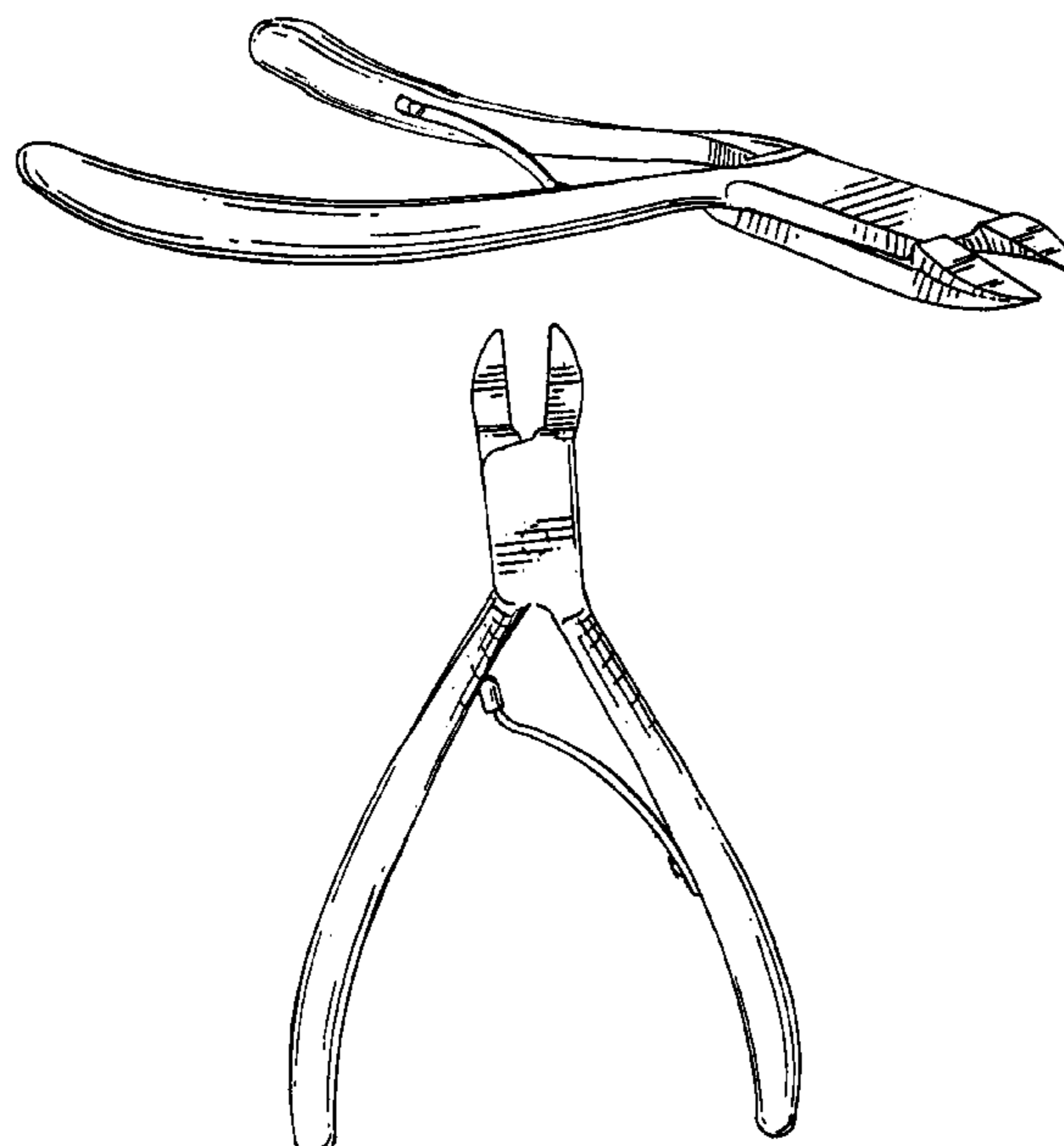
FIG. 9 is a bottom plan view of FIG. 6; and,

FIG. 10 is a front elevational view (cutting end) of FIG. 6.

OTHER PUBLICATIONS

Item 3205MSL, HK Enterprise Jun. 2001, p. 346.*
Professional clipper, Google Catalog Search, Jun. 19, 2002□□<http://catalogs.google.com/catalogs?dq=&hl=en&issue=9864&catpage=14&zoom=2>.*

1 Claim, 2 Drawing Sheets



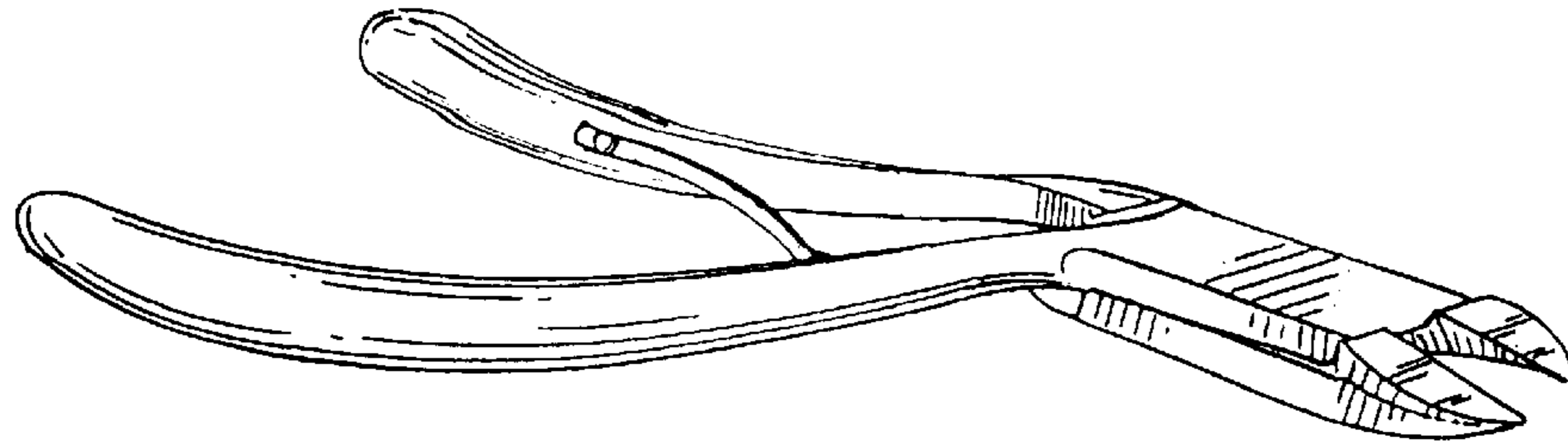


FIG. 1



FIG. 2

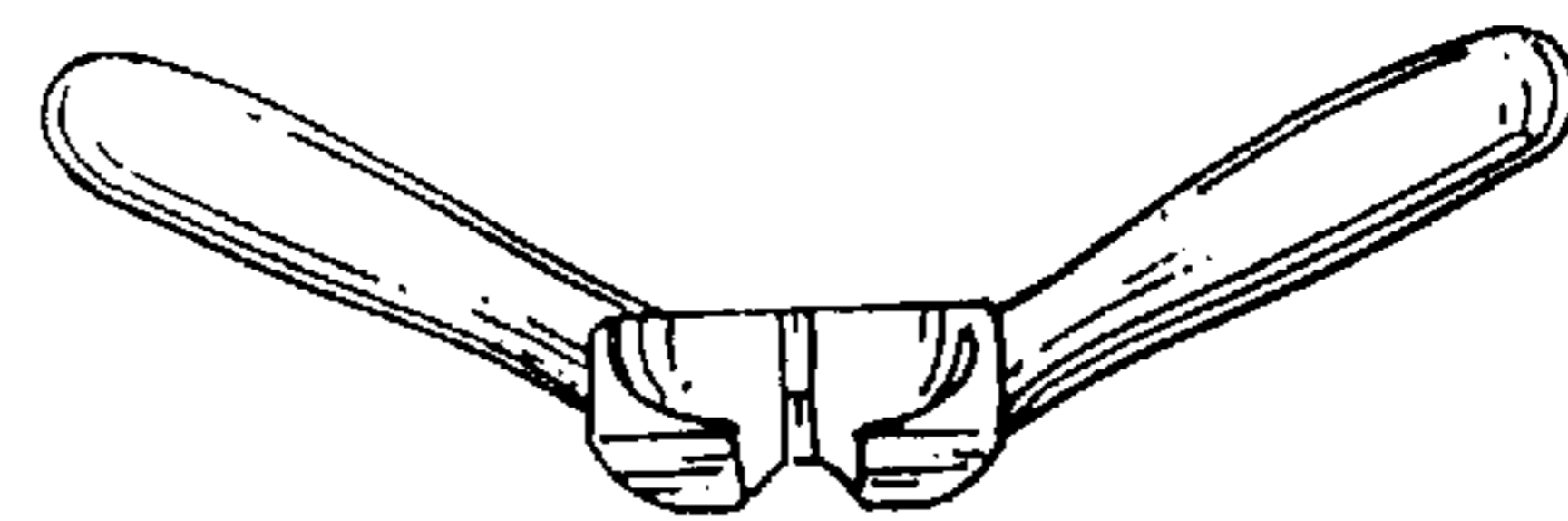


FIG. 5

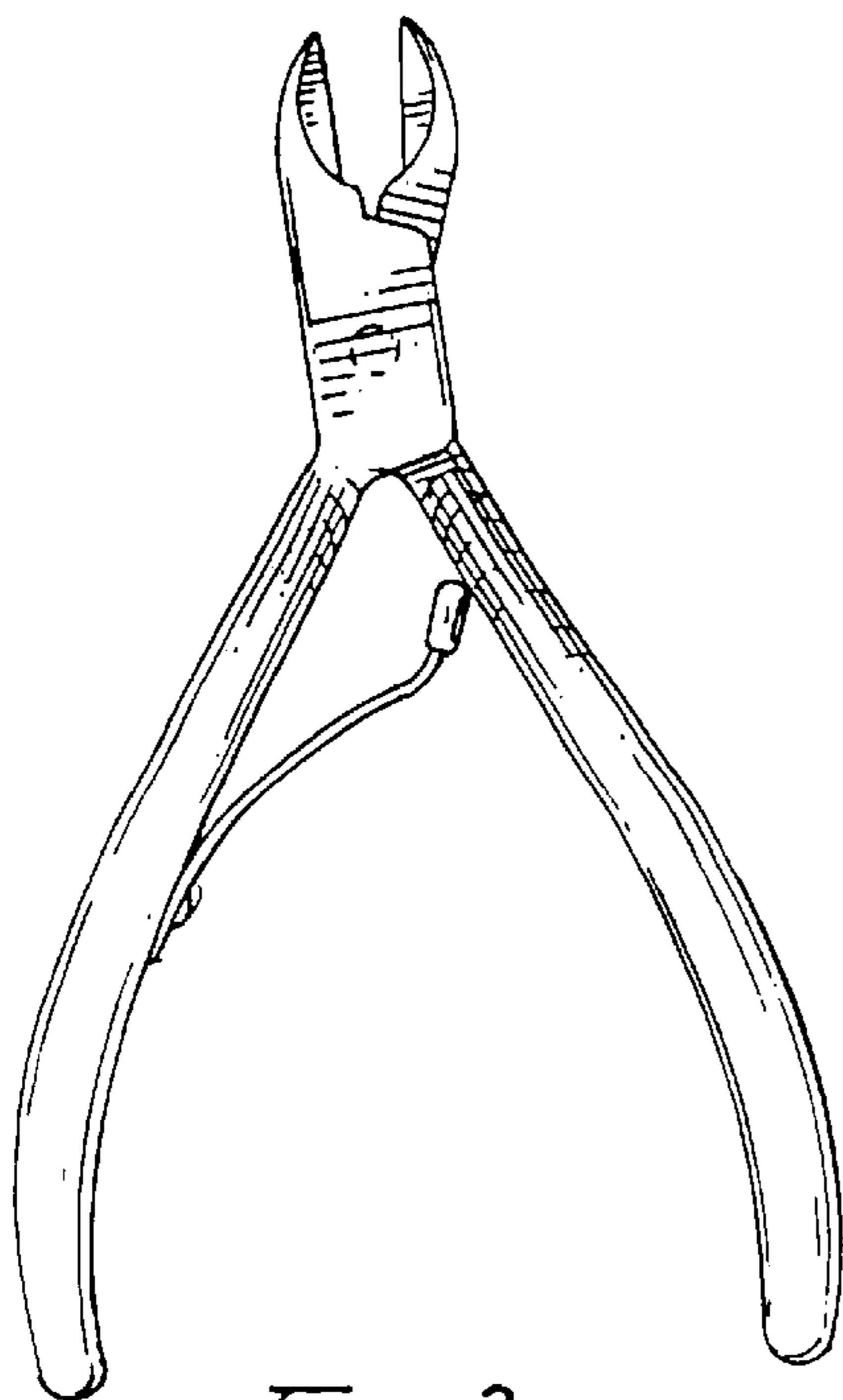


FIG. 3

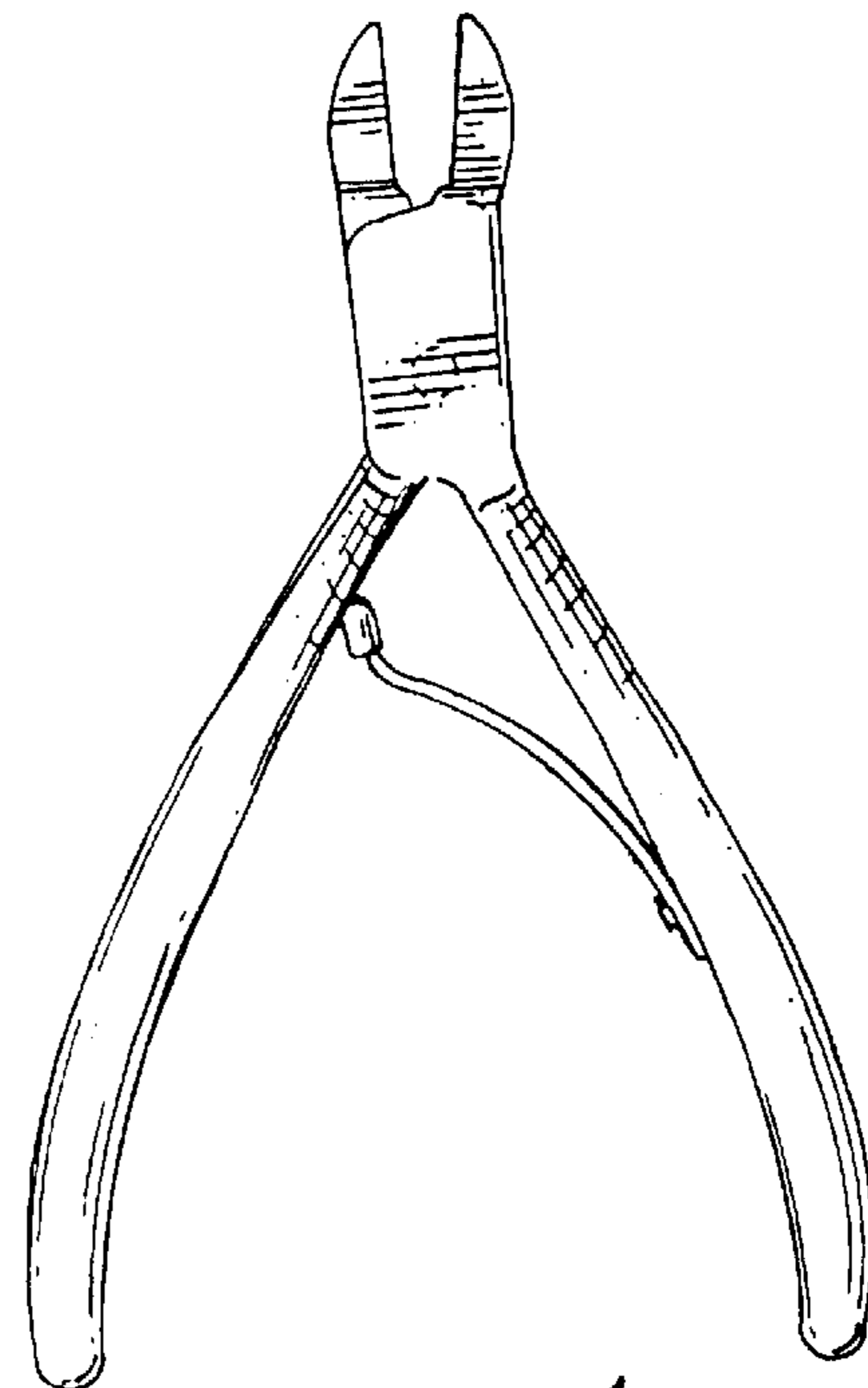


FIG. 4

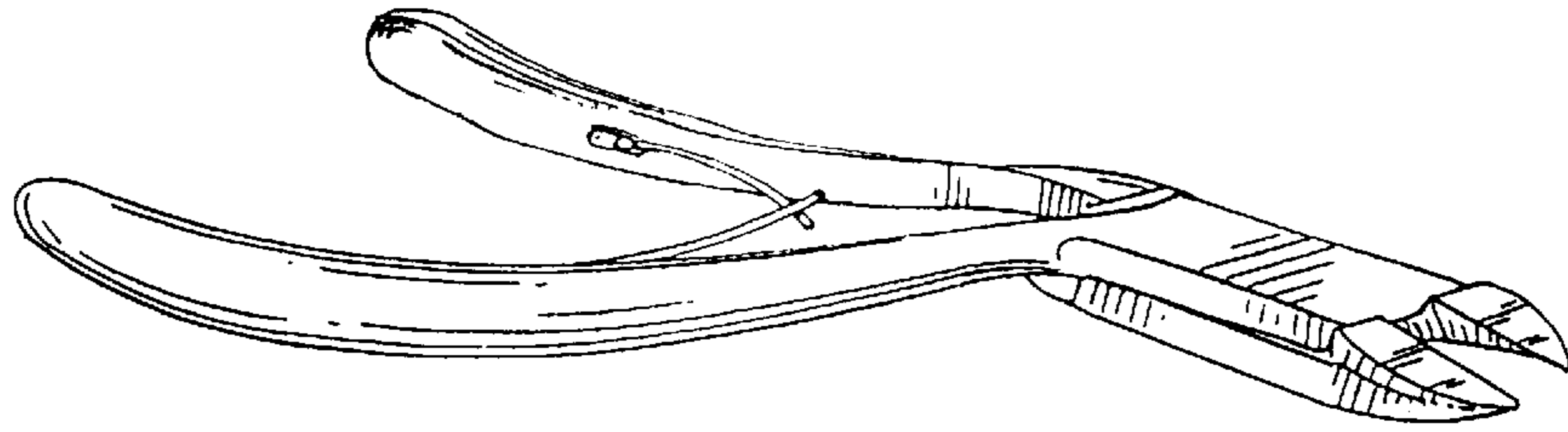


FIG. 6



FIG. 7




FIG. 10

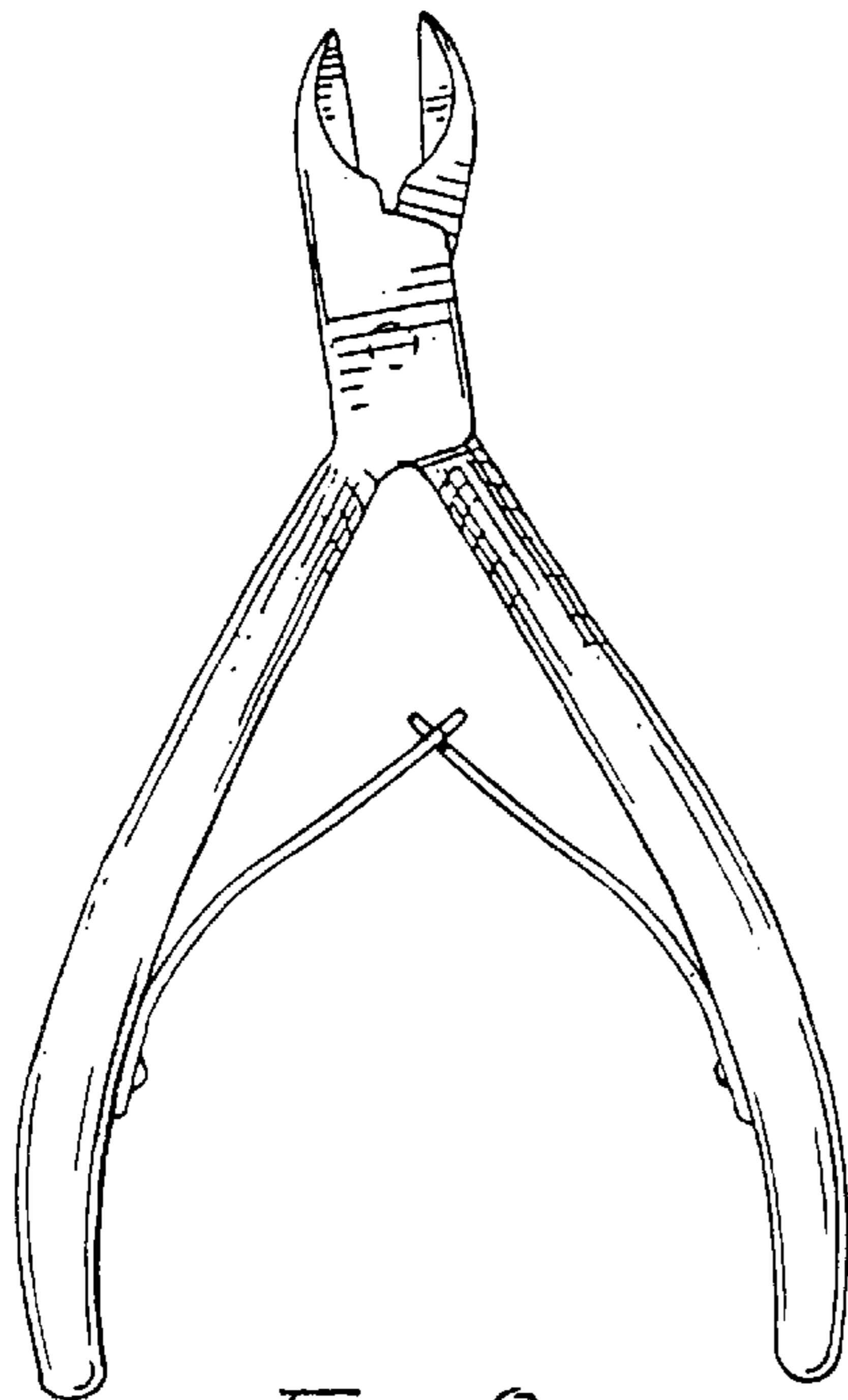


FIG. 8

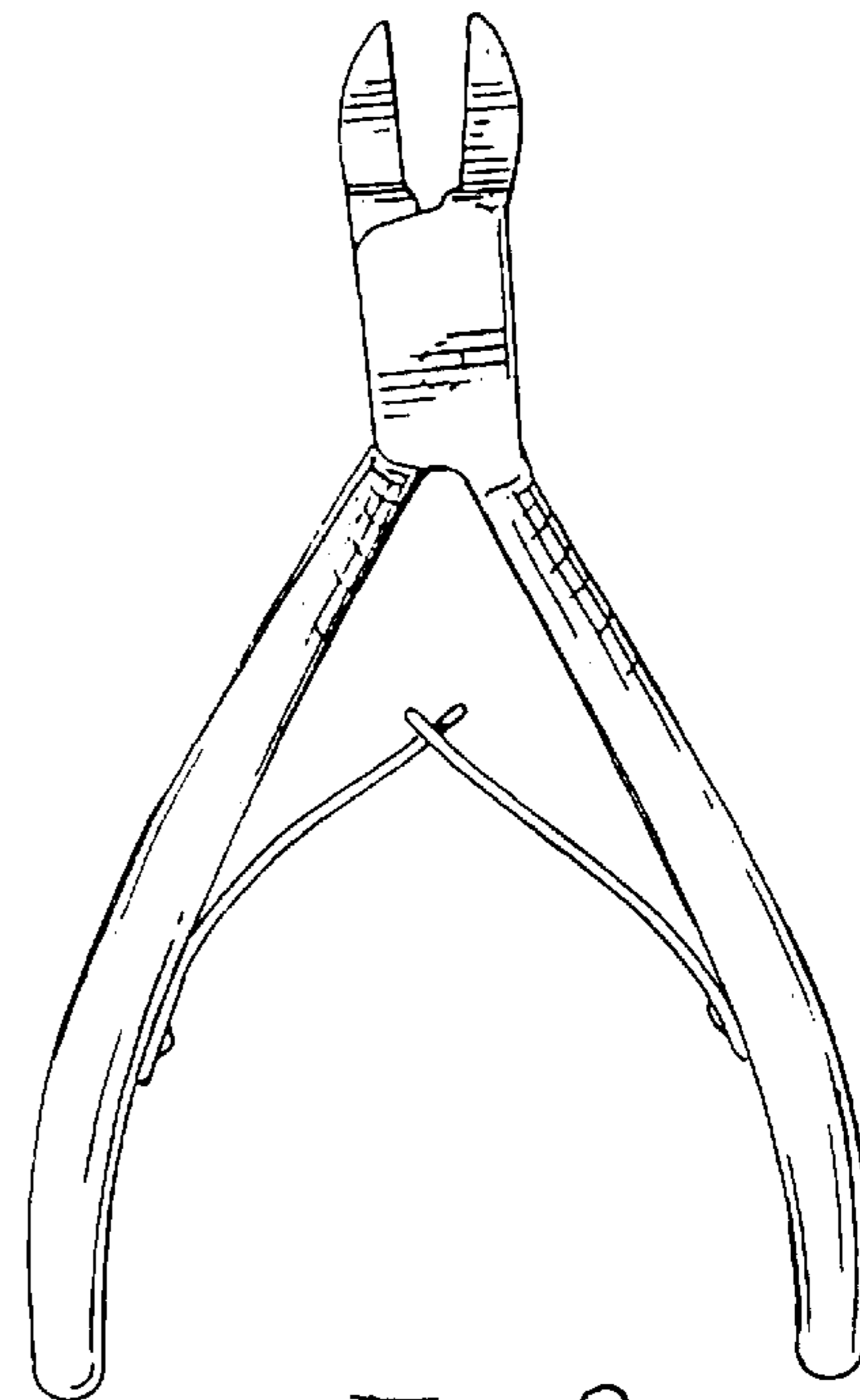


FIG. 9