



US00D533302S

(12) **United States Design Patent**  
**Luciano**

(10) **Patent No.:** **US D533,302 S**

(45) **Date of Patent:** **\*\* Dec. 5, 2006**

(54) **EYE TEMPLATE**

(75) **Inventor:** **Amy Michele Luciano**, 290 N. Hudson Ave., #305 E, Pasadena, CA (US) 91101

(73) **Assignee:** **Amy Michele Luciano**

(\*\*) **Term:** **14 Years**

(21) **Appl. No.:** **29/233,292**

(22) **Filed:** **Jul. 1, 2005**

(51) **LOC (8) Cl.** ..... **28-02**

(52) **U.S. Cl.** ..... **D28/7**

(58) **Field of Classification Search** ..... D28/7,  
D28/20-22, 99; 132/200-201, 216, 150,  
132/285, 319, 320; D19/37, 39, 40; D10/64  
See application file for complete search history.

(56) **References Cited**

**U.S. PATENT DOCUMENTS**

3,485,251 A \* 12/1969 Brunet ..... 132/216  
D253,896 S \* 1/1980 Hall ..... D19/37

4,936,325 A \* 6/1990 Davis ..... 132/319  
5,137,040 A \* 8/1992 Iosilevich et al. .... 132/320  
D405,928 S \* 2/1999 Tiedge ..... D28/65  
D490,729 S \* 6/2004 Chudek et al. .... D10/64  
2005/0217688 A1 \* 10/2005 Liu et al. .... 132/216

\* cited by examiner

*Primary Examiner*—Caron D. Veynar

*Assistant Examiner*—Zenita I. Bennett

(57) **CLAIM**

The ornamental design for an eye template, as shown and described.


**DESCRIPTION**

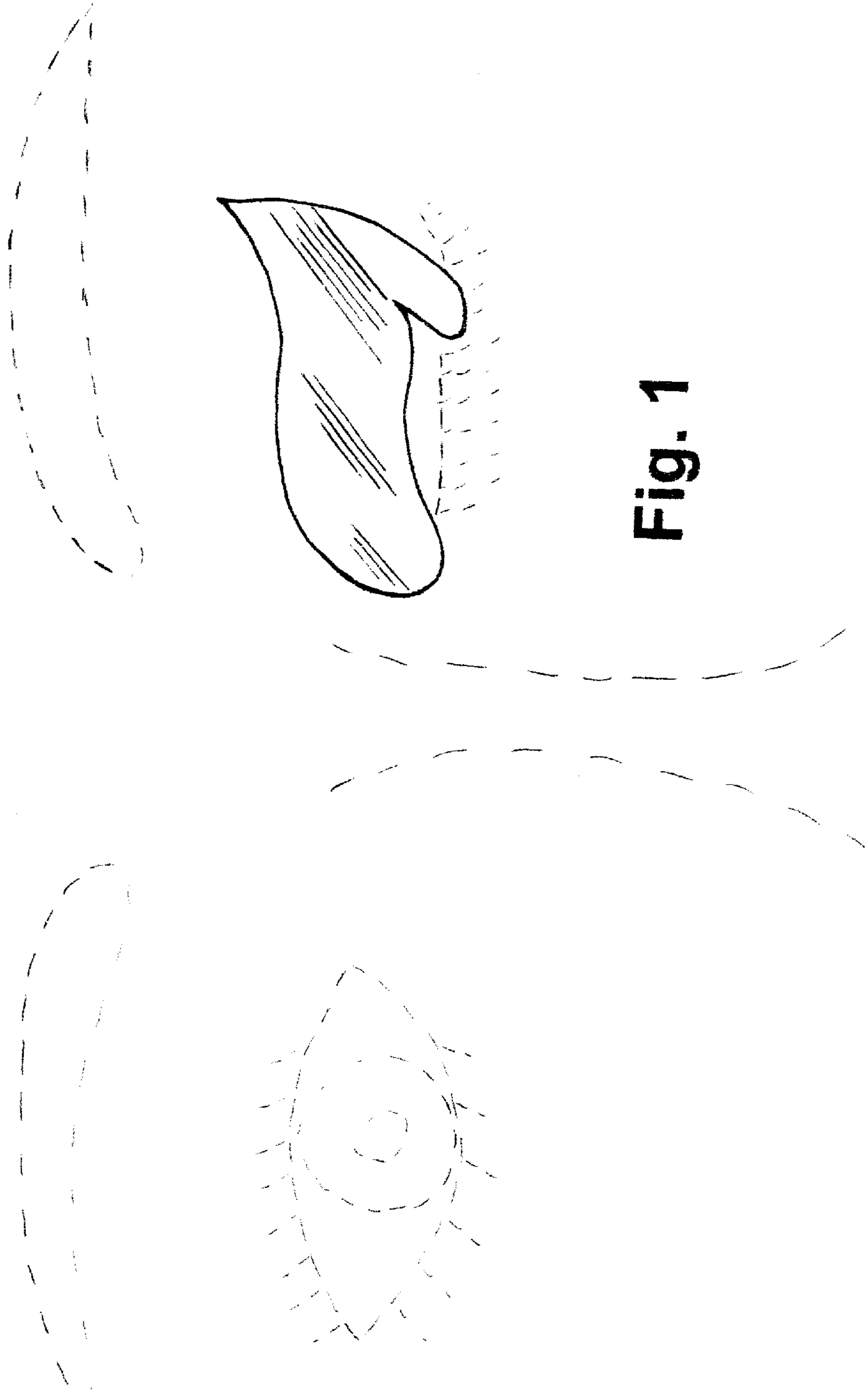
FIG. 1 is a front elevational view of the eye template showing my new design; the broken lines shown for illustrative purposes only and forms no part of my claimed design; and,

FIG. 2 is a front, elevational view; the rear elevational view is a mirror image thereof.

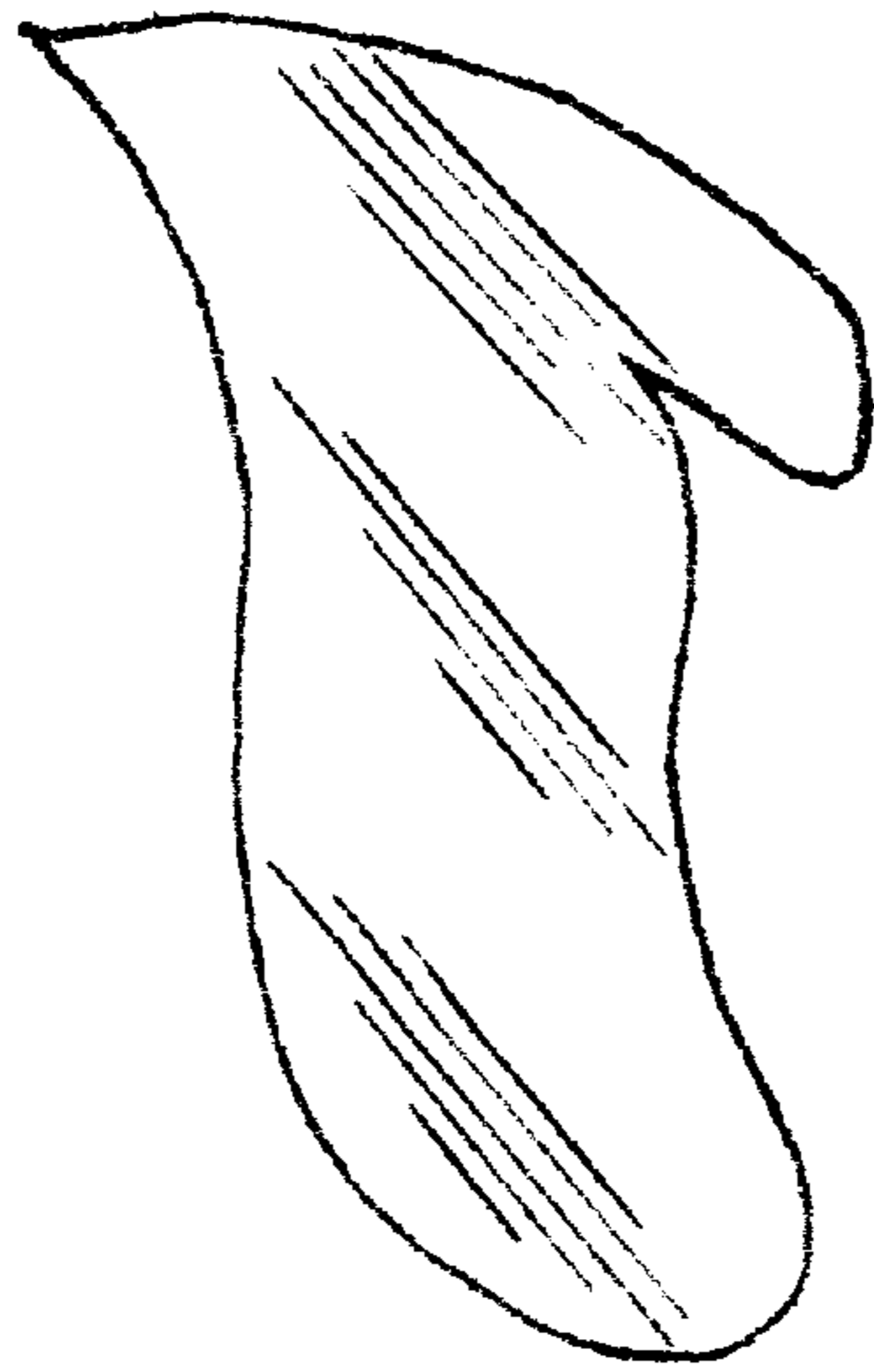
The side views are of no appreciable thickness.

**1 Claim, 2 Drawing Sheets**





**Fig. 1**



**Fig. 2**