



US00D533297S

(12) **United States Design Patent**
Ma

(10) **Patent No.:** **US D533,297 S**

(45) **Date of Patent:** **** Dec. 5, 2006**

(54) **LAMP**

(76) **Inventor:** **Wen Jui Ma**, 7Fl., No. 26, Alley 8,
Lane 110, Chung-Shin Road, Hsi-Chih
City, Taipei Hsien 221 (TW)

(**) **Term:** **14 Years**

(21) **Appl. No.:** **29/230,085**

(22) **Filed:** **May 17, 2005**

(51) **LOC (8) Cl.** **26-03**

(52) **U.S. Cl.** **D26/99**

(58) **Field of Classification Search** D26/57,
D26/93-112; 362/410-414, 253, 806, 123,
362/808; D11/117, 118, 121, 125, 127, 128,
D11/160; 428/7-9, 15, 18-20

See application file for complete search history.

(56) **References Cited**

U.S. PATENT DOCUMENTS

D345,435 S * 3/1994 McLaughlin, II D26/125

D387,002 S * 12/1997 Wachtel D11/118

D402,395 S * 12/1998 Archambault D26/126

D448,515 S * 9/2001 Sehl D26/99

6,626,559 B1 * 9/2003 Lin 362/123

D487,878 S * 3/2004 Ostermann et al. D11/118

* cited by examiner

Primary Examiner—Alan P. Douglas

Assistant Examiner—Linda Brooks

(57) **CLAIM**

The ornamental design for a lamp, as shown and described.

DESCRIPTION

FIG. 1 is a perspective view of a lamp showing my new design;

FIG. 2 is a front elevational view thereof;

FIG. 3 is a rear elevational view thereof;


FIG. 4 is a left elevational view thereof;

FIG. 5 is a right elevational view thereof;

FIG. 6 is a top view thereof; and,

FIG. 7 is a bottom view.

1 Claim, 7 Drawing Sheets






FIG. 1




FIG. 2

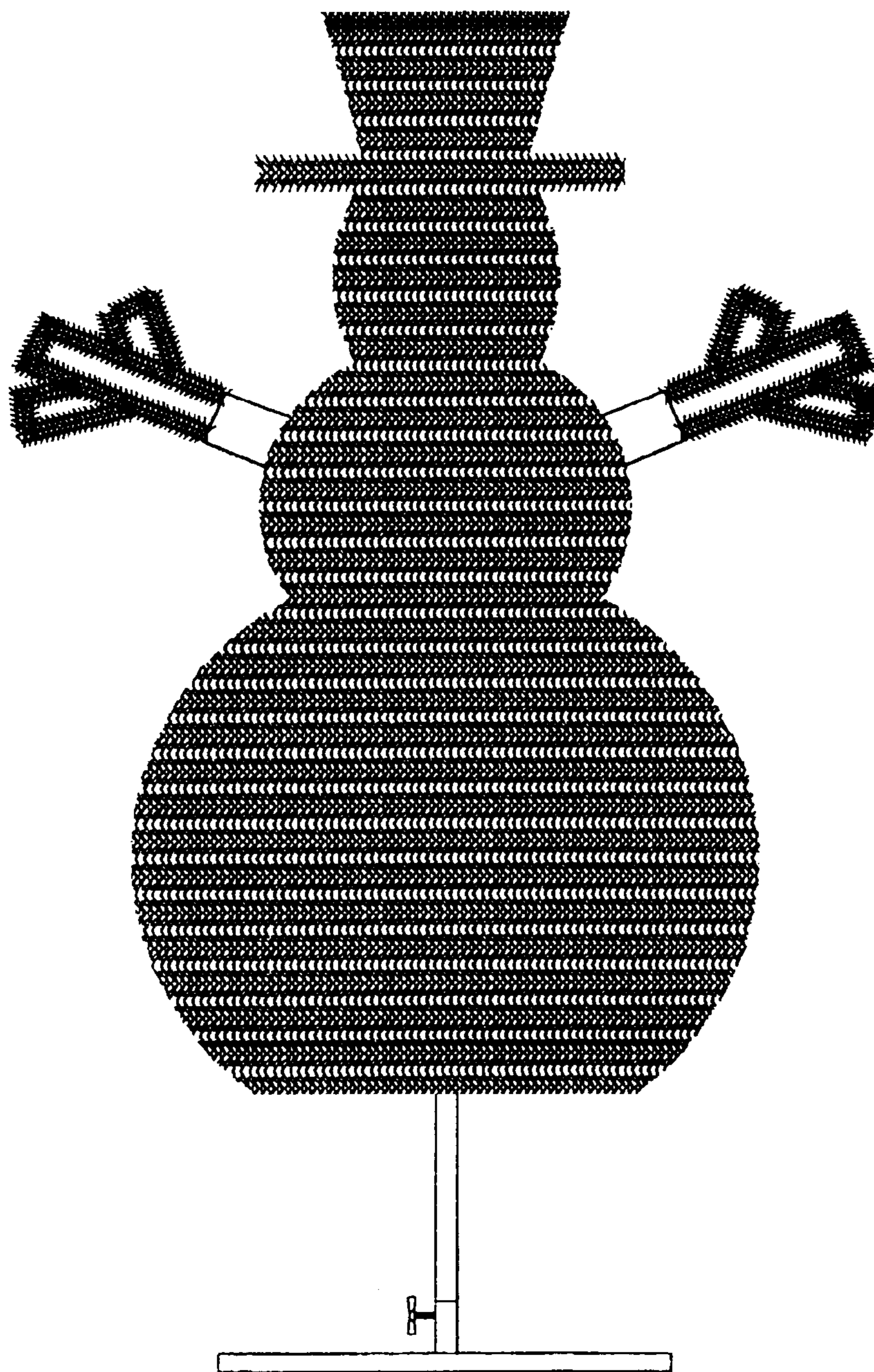


FIG. 3




FIG. 4




FIG. 5




FIG. 6




FIG. 7