



US00D533296S

(12) **United States Design Patent**
Miranda

(10) **Patent No.:** **US D533,296 S**

(45) **Date of Patent:** **** Dec. 5, 2006**

(54) **OUTDOOR LANTERN**

(76) **Inventor:** **Pasquale Miranda**, 63- 2nd St., Garden City, NY (US) 11530

(**) **Term:** **14 Years**

(21) **Appl. No.:** **29/240,720**

(22) **Filed:** **Oct. 19, 2005**

(51) **LOC (8) Cl.** **26-03**

(52) **U.S. Cl.** **D26/87; D26/92**

(58) **Field of Classification Search** D26/72,
D26/85-92, 138, 145, 155, 129, 130; 362/147,
362/404-408, 432

See application file for complete search history.

(56) **References Cited**

U.S. PATENT DOCUMENTS

D70,124 S	*	5/1926	Kranz	D26/155
D71,804 S	*	1/1927	Levitan	D26/155
D77,130 S	*	12/1928	Seidell	D26/87
D387,464 S	*	12/1997	Hoffman	D26/87

D437,083 S	*	1/2001	Gonzalez	D26/155
D456,936 S	*	5/2002	Hsu	D26/87
D483,144 S	*	12/2003	Chen	D26/92
D512,174 S	*	11/2005	Flores	D26/92
D521,177 S	*	5/2006	Orozco	D26/87

* cited by examiner

Primary Examiner—Clare E Heflin

(57) **CLAIM**

The ornamental design of an outdoor lantern, as shown and described.

DESCRIPTION

FIG. 1 is a perspective view of the outdoor lantern showing my new design; FIG. 2 is a side elevational view thereof, the opposite side elevational view being a mirror image; and, FIG. 3 is a top plan view thereof. The broken-line showing of environmental structures in FIGS. 1-3 is for illustrative purposes only and forms no part of the claimed design.

1 Claim, 3 Drawing Sheets





FIG. 1




FIG. 2




FIG. 3

