



US00D533276S

(12) **United States Design Patent**
Nakanishi

(10) **Patent No.:** **US D533,276 S**

(45) **Date of Patent:** **** Dec. 5, 2006**

(54) **AIR MOTOR HANDPIECE**

(75) Inventor: **Eiichi Nakanishi**, Tochigi-ken (JP)

(73) Assignee: **Nakanishi Inc.**, Kanuma (JP)

(**) Term: **14 Years**

(21) Appl. No.: **29/233,515**

(22) Filed: **Jul. 7, 2005**

(51) **LOC (8) Cl.** **24-02**

(52) **U.S. Cl.** **D24/152; D8/61**

(58) **Field of Classification Search** D8/61,
D8/62, 68, 70, 83, 107; D24/152, 153, 154,
D24/133; 81/57.29, 57.39, 57.42, 63.1, 429,
81/464, 467, 469, 470, 473, 57.13, 57.14,
81/57.26; 173/168, 169, 170, 176, 177, 178,
173/216, 217, 181; 73/862.21; 310/50
See application file for complete search history.

(56) **References Cited**

U.S. PATENT DOCUMENTS

D335,808 S	*	5/1993	Bruno et al.	D8/61
D372,979 S	*	8/1996	Coss	D24/176
D423,897 S	*	5/2000	Cooper	D8/61
D426,636 S	*	6/2000	Herring	D24/152
D440,310 S	*	4/2001	Laks et al.	D24/133
D469,671 S	*	2/2003	Prell et al.	D8/61
D484,016 S	*	12/2003	Baker	D8/61
D484,382 S	*	12/2003	Su	D8/68
D491,031 S	*	6/2004	Davis et al.	D8/61

D504,949 S	*	5/2005	Kuhn et al.	D24/152
D508,641 S	*	8/2005	Uchida	D8/61
2002/0139547 A1	*	10/2002	Nowak et al.	173/1
2005/0152759 A1	*	7/2005	Allemann et al.	409/181

* cited by examiner

Primary Examiner—Cathron C. Brooks

Assistant Examiner—Austin Murphy

(74) *Attorney, Agent, or Firm*—Hahn & Voight PLLC

(57) **CLAIM**

The design for the air motor handpiece, as shown and described.

DESCRIPTION

FIG. 1 is a front view of the air motor handpiece;
FIG. 2 is a rear view of the air motor handpiece of FIG. 1;
FIG. 3 is a right side view of the air motor handpiece of FIG. 1;
FIG. 4 is a left side view of the air motor handpiece of FIG. 1;
FIG. 5 is a plan view of the air motor handpiece of FIG. 1;
FIG. 6 is a bottom view of the air motor handpiece of FIG. 1;
FIG. 7 is a perspective view of the air motor handpiece of FIG. 1; and,
FIG. 8 is a referential view of the air motor handpiece of FIG. 1, in a state of use.

The broken lines shown in the drawings form no part of the claimed design.

1 Claim, 3 Drawing Sheets

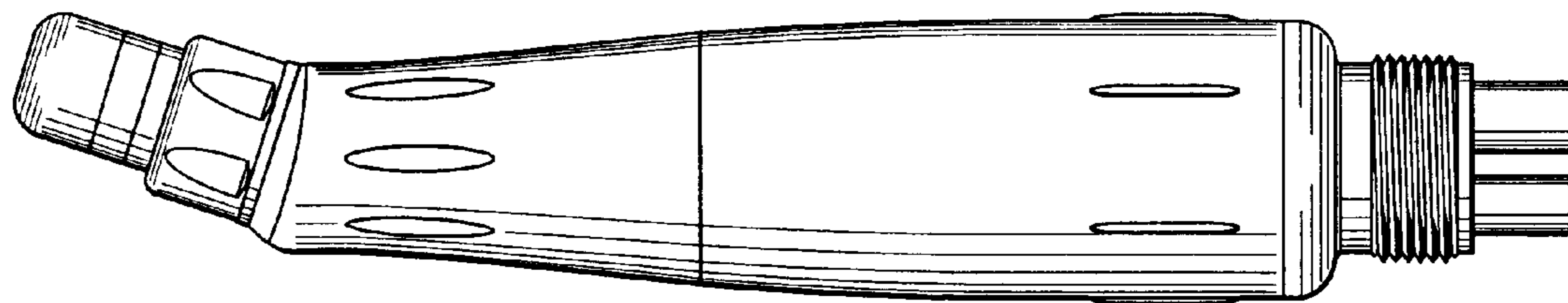


FIG. 1

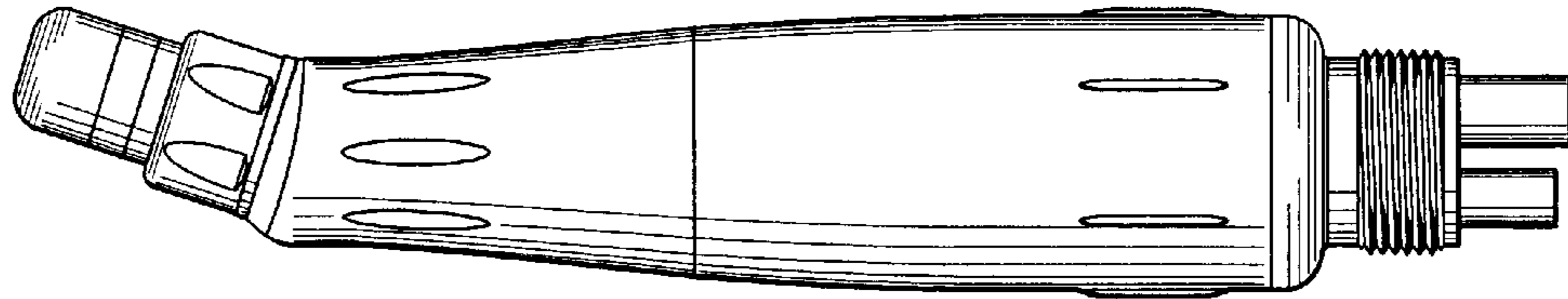


FIG. 2

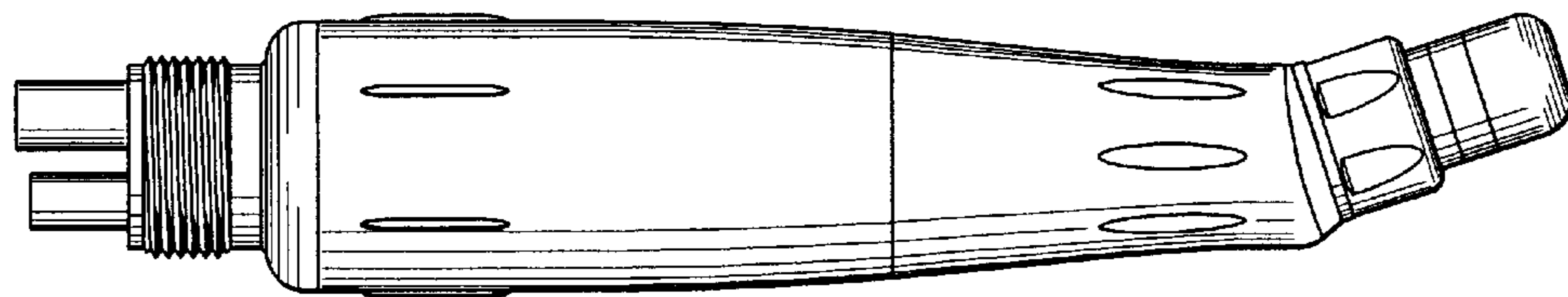


FIG. 3

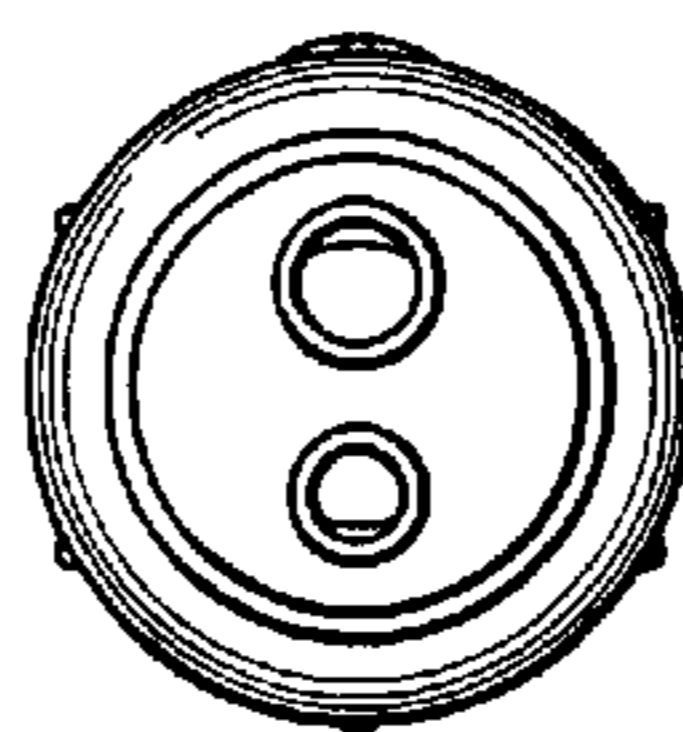


FIG. 4

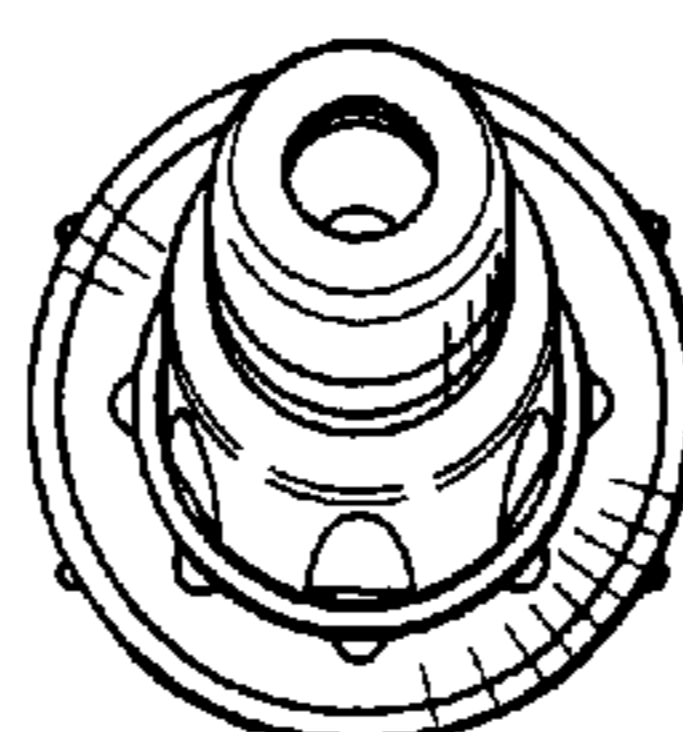


FIG. 5

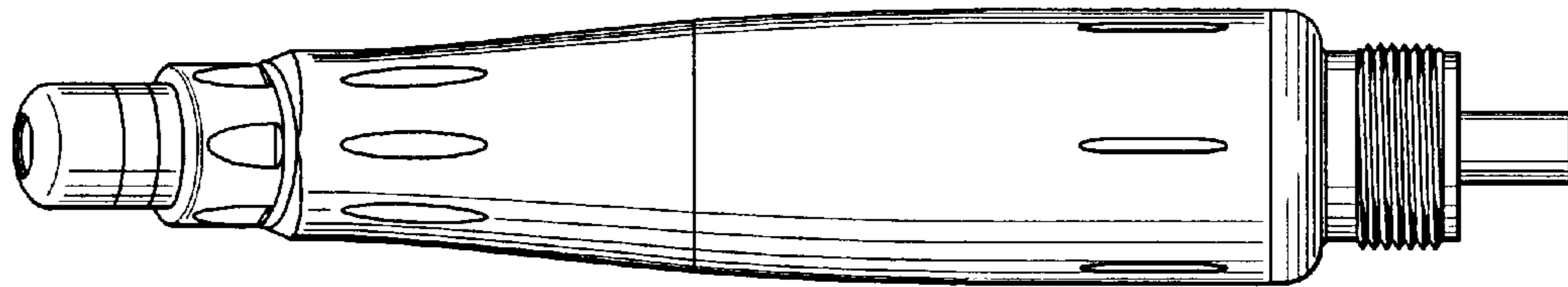


FIG. 6

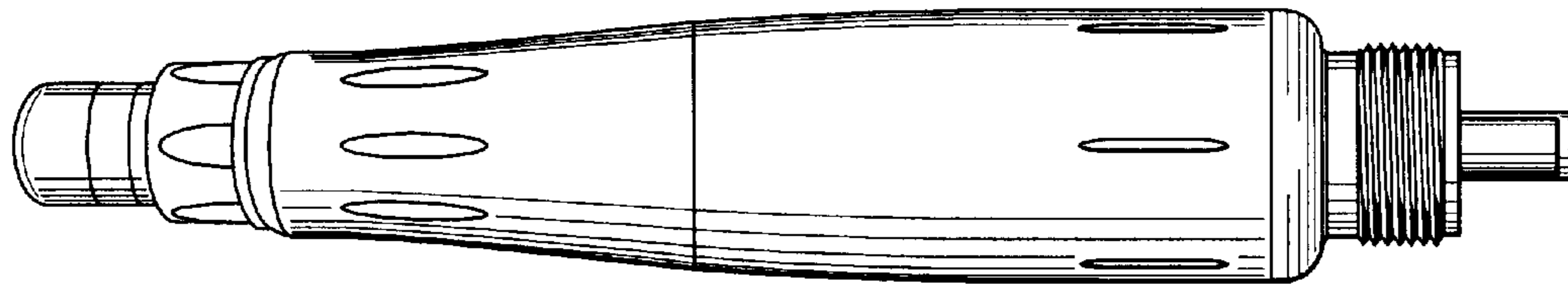


FIG. 7

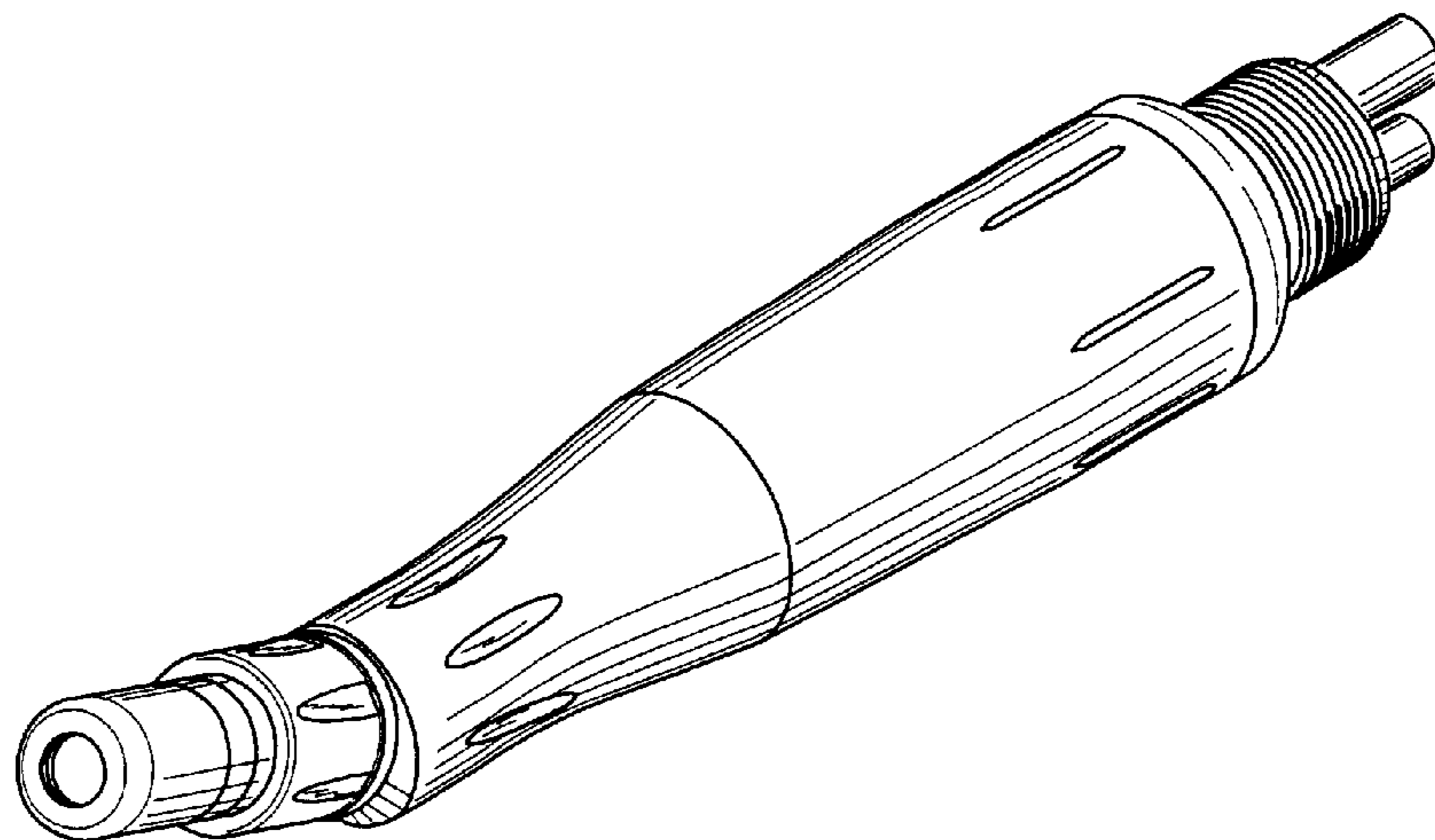


FIG. 8

