



US00D533264S

(12) **United States Design Patent**
Blateri

(10) **Patent No.:** **US D533,264 S**

(45) **Date of Patent:** **** Dec. 5, 2006**

- (54) **HEATER FAN**
- (75) Inventor: **Frank Blateri**, Coppell, TX (US)
- (73) Assignee: **Diani, LLC**, Dallas, TX (US)
- (**) Term: **14 Years**
- (21) Appl. No.: **29/218,430**
- (22) Filed: **Dec. 2, 2004**

Related U.S. Application Data

- (62) Division of application No. 29/205,371, filed on May 13, 2004, now Pat. No. Des. 508,987.
- (51) **LOC (8) Cl.** **23-03**
- (52) **U.S. Cl.** **D23/335**
- (58) **Field of Classification Search** D23/314,
D23/322, 332, 340, 344-337, 370, 377-378,
D23/381-382; 392/360, 365-369, 373-376;
126/110 B, 90 A, 92 A
See application file for complete search history.

D410,074 S	*	5/1999	Lee	D23/332
D421,114 S		2/2000	Lozzio et al.		
D421,646 S	*	3/2000	Palma et al.	D23/335
D422,073 S		3/2000	Lozzio et al.		
D423,657 S	*	4/2000	Lee	D23/337
D423,663 S		4/2000	Rossman et al.		
D424,681 S		5/2000	Lozzio et al.		
D424,683 S		5/2000	Bellil et al.		
D427,674 S		7/2000	Moreno		
D429,808 S		8/2000	Krauss et al.		
D433,497 S		11/2000	Hotaling et al.		
D440,648 S		4/2001	Lee et al.		
D441,065 S		4/2001	Ediger et al.		
D444,871 S		7/2001	Wilson, Jr.		
D447,552 S		9/2001	Lee et al.		
D448,461 S		9/2001	Toro		
6,285,829 B1		9/2001	Smith		
D451,594 S		12/2001	Chen et al.		
D451,595 S		12/2001	Chen et al.		
D454,392 S		3/2002	Shapiro		
D455,824 S		4/2002	Walker		
D456,066 S		4/2002	Ching		
D459,454 S		6/2002	Shapiro		
D460,816 S		7/2002	Mavridis et al.		
D463,855 S		10/2002	Sherman et al.		
D466,599 S		12/2002	Bragg et al.		
D468,818 S		1/2003	Chuang et al.		
D488,551 S		4/2004	Shapiro		

References Cited

U.S. PATENT DOCUMENTS

D151,015 S	1/1948	Stiles	
4,703,152 A	10/1987	Shih-Chin	
D309,182 S	7/1990	Hsu	
D323,708 S	2/1992	Wang	
D329,089 S	9/1992	Coup et al.	
D336,333 S	6/1993	Cook	
D341,652 S	11/1993	Marino	
D343,230 S	* 1/1994	Lim D23/335
D343,676 S	1/1994	Lim	
D344,527 S	2/1994	Drago et al.	
D349,570 S	8/1994	Radtke, Jr.	
D359,344 S	6/1995	De'Longhi	
D395,080 S	6/1998	Jane et al.	
D395,490 S	6/1998	Jane' et al.	
D396,527 S	* 7/1998	Boyle et al. D23/335
D398,983 S	9/1998	Keller et al.	
D401,314 S	* 11/1998	Boyle et al. D23/335
D402,742 S	12/1998	Chen	
D405,520 S	2/1999	Birdsell et al.	
D408,907 S	4/1999	Moreno	

FOREIGN PATENT DOCUMENTS

NL 2039684 11/1994

* cited by examiner

Primary Examiner—Brian N Vinson
(74) *Attorney, Agent, or Firm*—Haynes and Boone, LLP

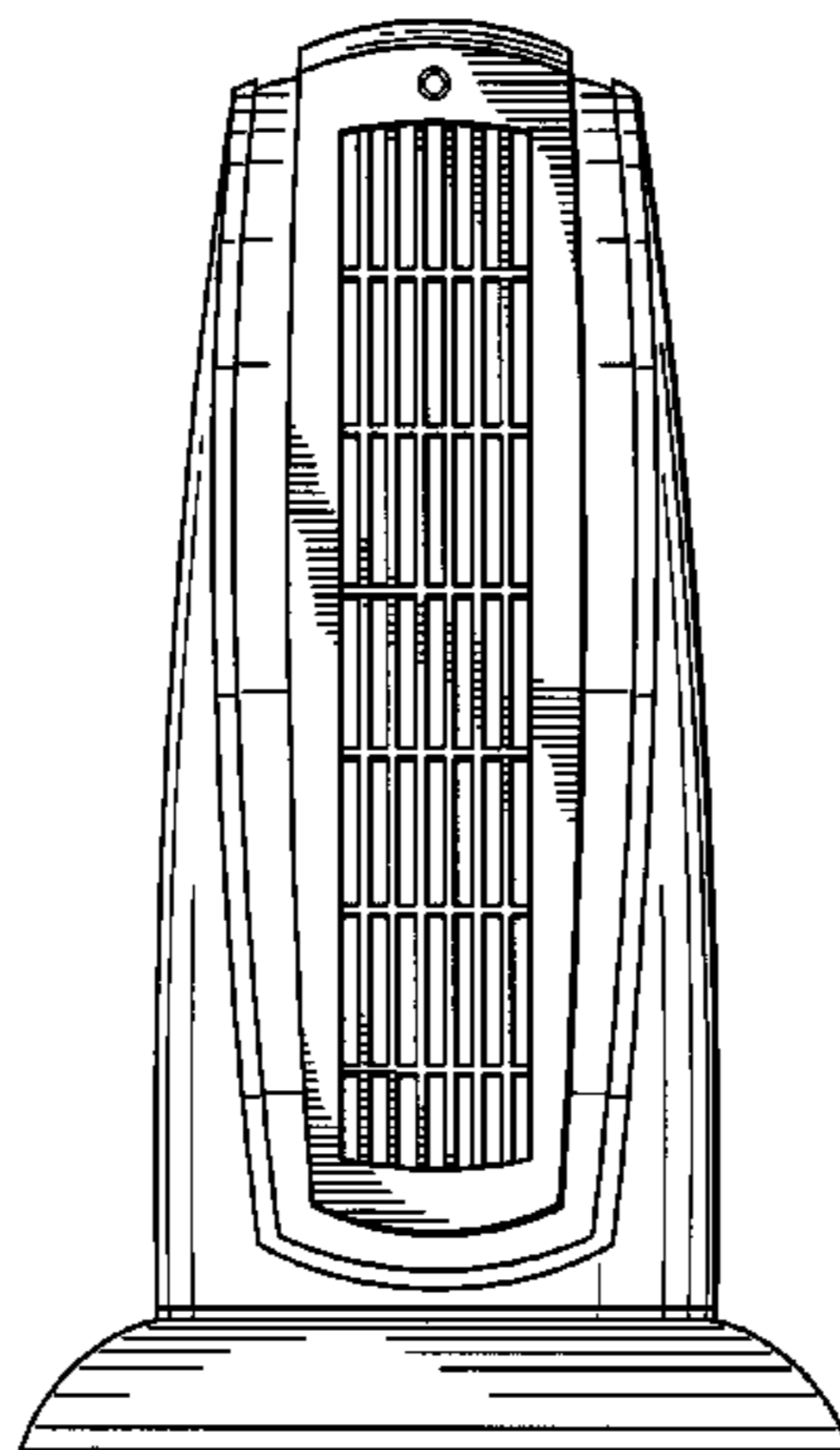
(57) **CLAIM**

The ornamental design for a heater fan, as shown and described.

DESCRIPTION

FIG. 1 is front elevation view of the heater fan showing my new design;
FIG. 2 is a side elevation view thereof; and,
FIG. 3 is a top plan view thereof.

1 Claim, 1 Drawing Sheet



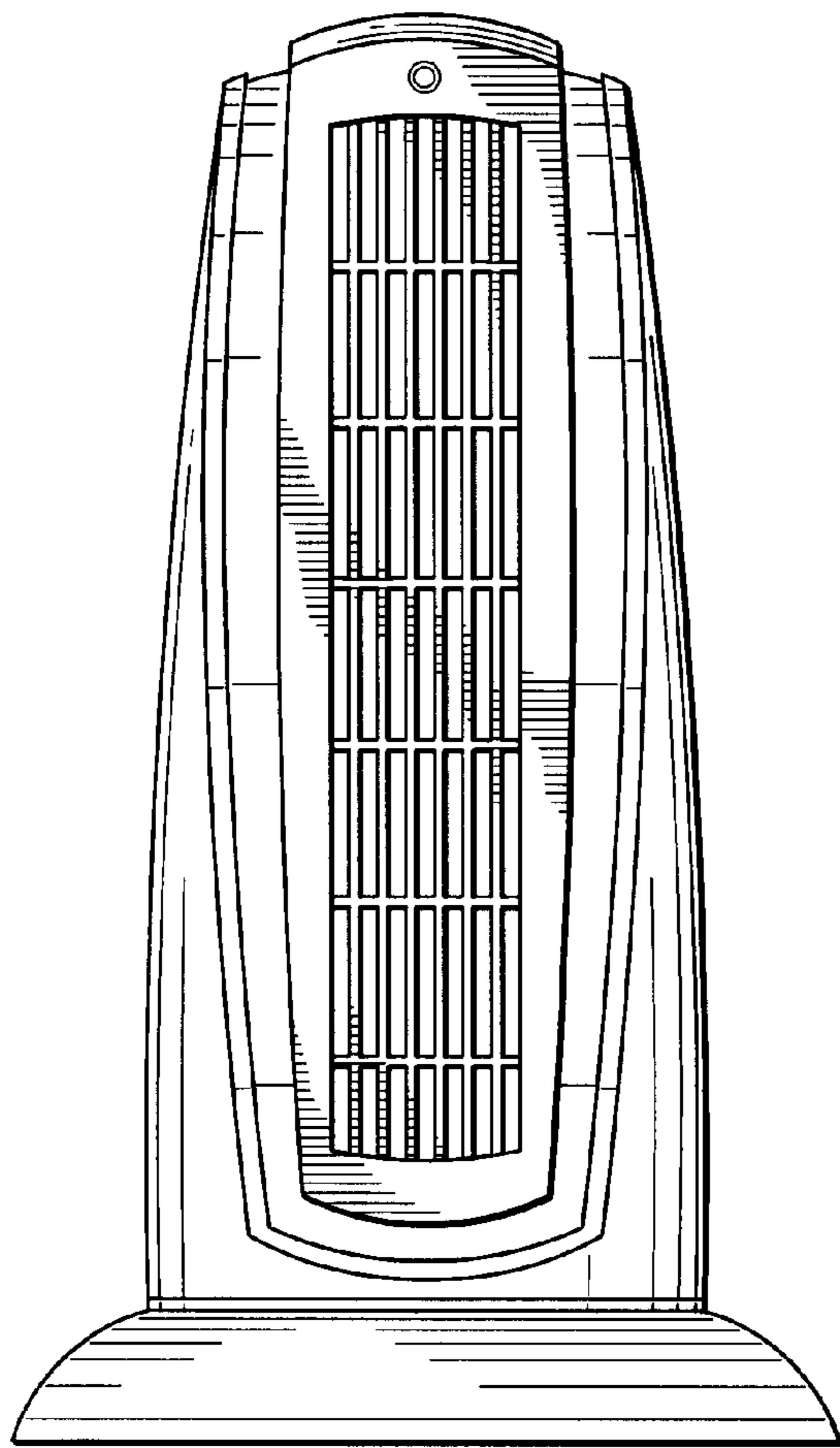


Fig. 1

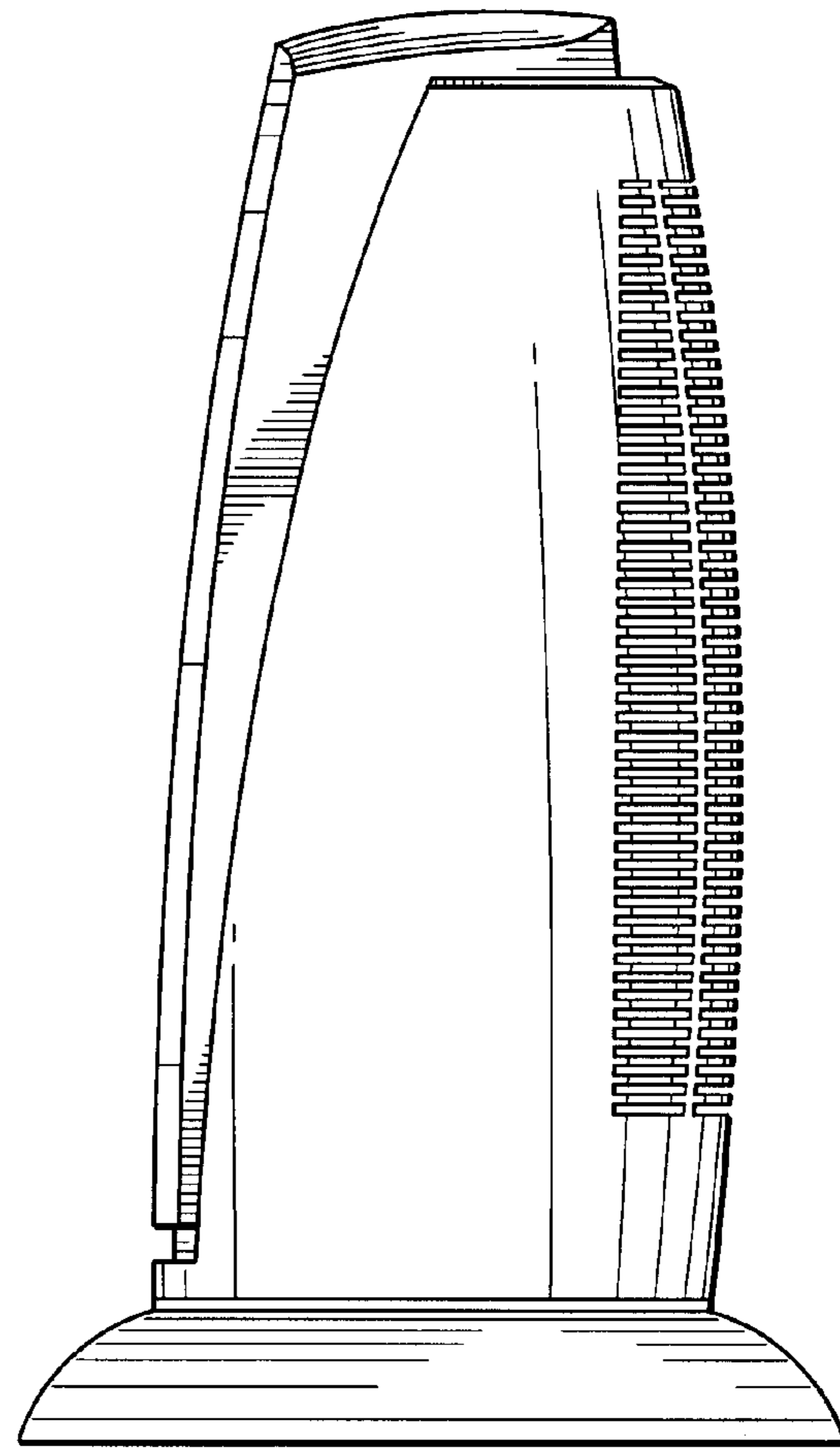


Fig. 2

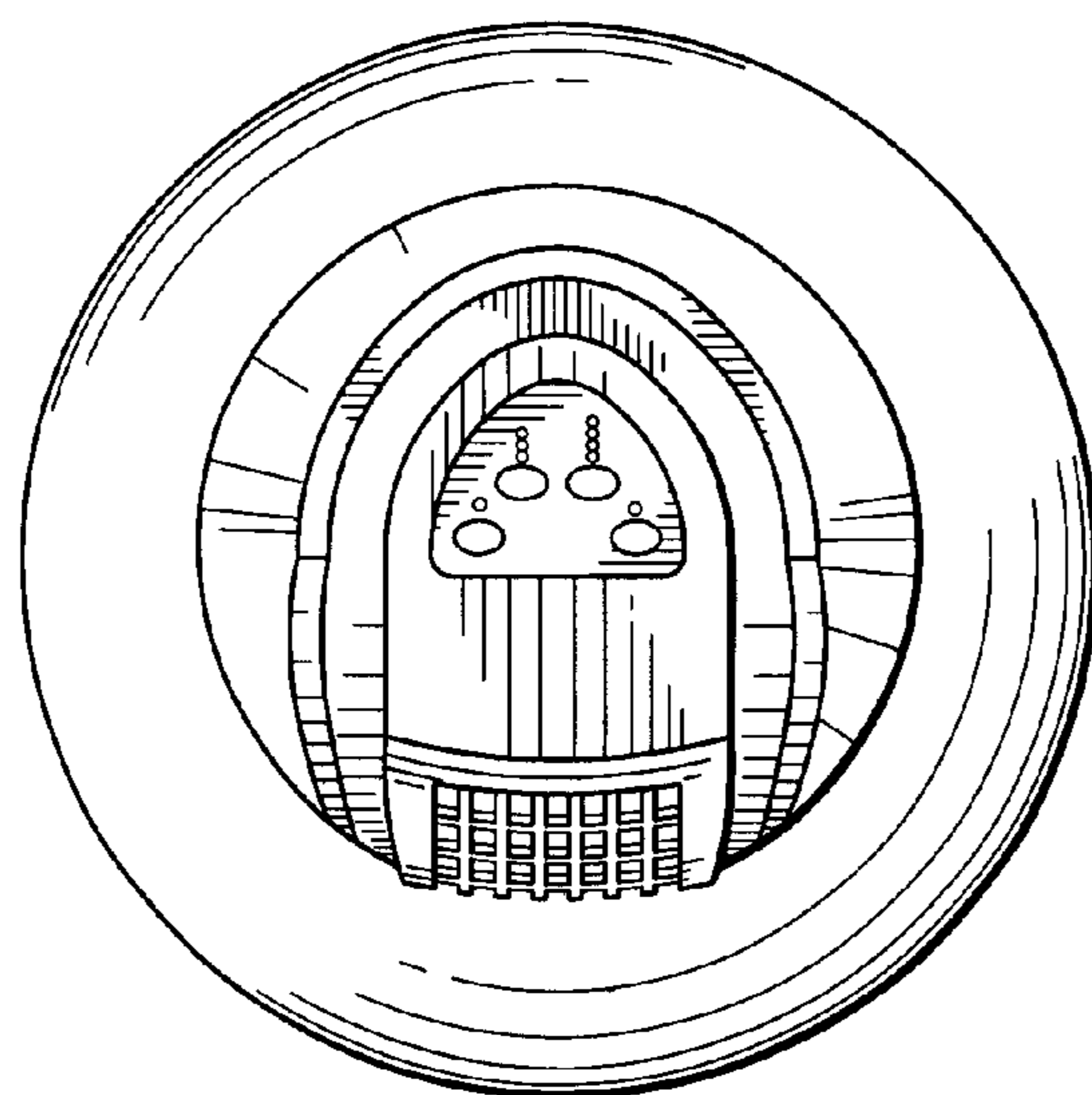


Fig. 3