



US00D533219S

(12) **United States Design Patent** (10) **Patent No.:** **US D533,219 S**
Hodsdon (45) **Date of Patent:** **** Dec. 5, 2006**

- (54) **PRINTING STOCK FOR MAKING A SECURITY BADGE**
- (75) Inventor: **Jerry G. Hodsdon**, Forestdale, MA (US)
- (73) Assignee: **Avery Dennison Corporation**, Pasadena, CA (US)
- (**) Term: **14 Years**

5,770,283 A *	6/1998	Gosselin et al.	428/35.7
5,784,816 A *	7/1998	Zapawa	40/654.01
D419,184 S *	1/2000	Haas et al.	D19/1
D420,698 S *	2/2000	Haas et al.	D19/1
6,037,029 A *	3/2000	Instance	428/40.1
D445,128 S *	7/2001	Haas et al.	D19/1
D445,129 S *	7/2001	Haas et al.	D19/1
D457,568 S *	5/2002	Leon	D20/22
6,420,006 B1 *	7/2002	Scott	428/40.1
D478,122 S *	8/2003	Haas	D19/2

* cited by examiner

- (21) Appl. No.: **29/255,324**
- (22) Filed: **Mar. 6, 2006**

Primary Examiner—Elizabeth A. Albert
(74) *Attorney, Agent, or Firm*—Ingrassia Fisher & Lorenz

(57) **CLAIM**

The ornamental design for printing stock for making a security badge, as shown and described.

Related U.S. Application Data

- (62) Division of application No. 29/210,073, filed on Jul. 26, 2004, now Pat. No. Des. 521,554.

DESCRIPTION

- (51) **LOC (8) Cl.** **19-01**
- (52) **U.S. Cl.** **D19/2**
- (58) **Field of Classification Search** D19/1-8; D20/22, 27; 40/1.5, 1.6, 124.01-124.18, 40/360, 405, 537, 539, 672, 703, 710, 777, 40/778; 281/2, 5, 38, 51; 283/61, 62, 74, 283/75, 76, 77, 78, 79, 80, 81, 117
See application file for complete search history.


FIG. 1 is a front view of printing stock for making a security badge in a portrait orientation;
 FIG. 2 is a front view of printing stock for making a security badge in a portrait orientation according to a second embodiment, the only difference with the embodiment of FIG. 1 being that there is no attachment hole;
 FIG. 3 is a front view of printing stock for making a security badge in a landscape orientation according to a first embodiment;
 FIG. 4 is a front view of printing stock for making a security badge in a landscape orientation according to a second embodiment, the only difference with the embodiment of FIG. 3 being that there is no hole attachment hole;
 FIG. 5 is a back view of printing stock for making a security badge in a portrait orientation according to the embodiment of FIG. 1;
 FIG. 6 is a back view of printing stock for making a security badge in a portrait orientation according to the embodiment of FIG. 2
 FIG. 7 is a back view of a piece of printing stock for making a security badge in a landscape orientation according to the embodiment of FIG. 3; and,
 FIG. 8 is a back view of a piece of printing stock for making a security badge in a landscape orientation according to the embodiment of FIG. 4.

(56) **References Cited**

U.S. PATENT DOCUMENTS

739,315 A *	9/1903	Hutton, Jr.	40/778
1,476,662 A *	12/1923	Weinacht	40/399
1,544,139 A *	6/1925	Duclos	40/710
1,652,471 A *	12/1927	Engel	40/778
2,935,807 A *	5/1960	Townsend, Jr. et al.	40/777
3,766,676 A *	10/1973	Slemmons	40/778
4,576,399 A *	3/1986	White et al.	462/17
4,584,219 A *	4/1986	Baartmans	428/42.3
4,907,824 A *	3/1990	Smirnoff	281/45
4,925,716 A *	5/1990	Haas	428/42.2
5,007,191 A *	4/1991	Klein	40/638
5,364,132 A *	11/1994	Haas et al.	283/67
5,406,726 A *	4/1995	Fan	40/1.6
5,421,665 A *	6/1995	Strassberg	402/79
5,630,627 A *	5/1997	Stewart	283/81
5,715,215 A *	2/1998	Haas et al.	368/327

1 Claim, 4 Drawing Sheets



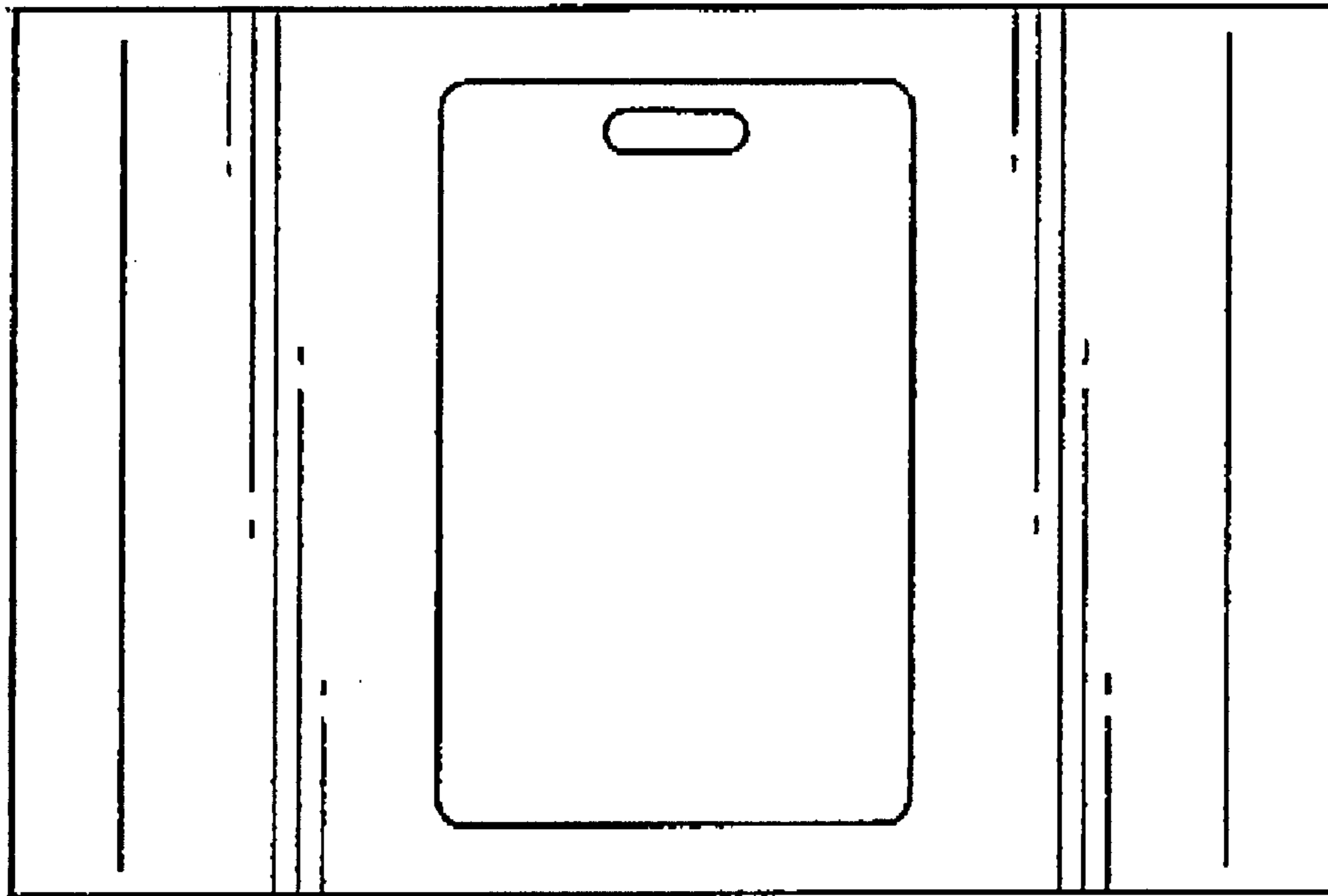


FIG. 1

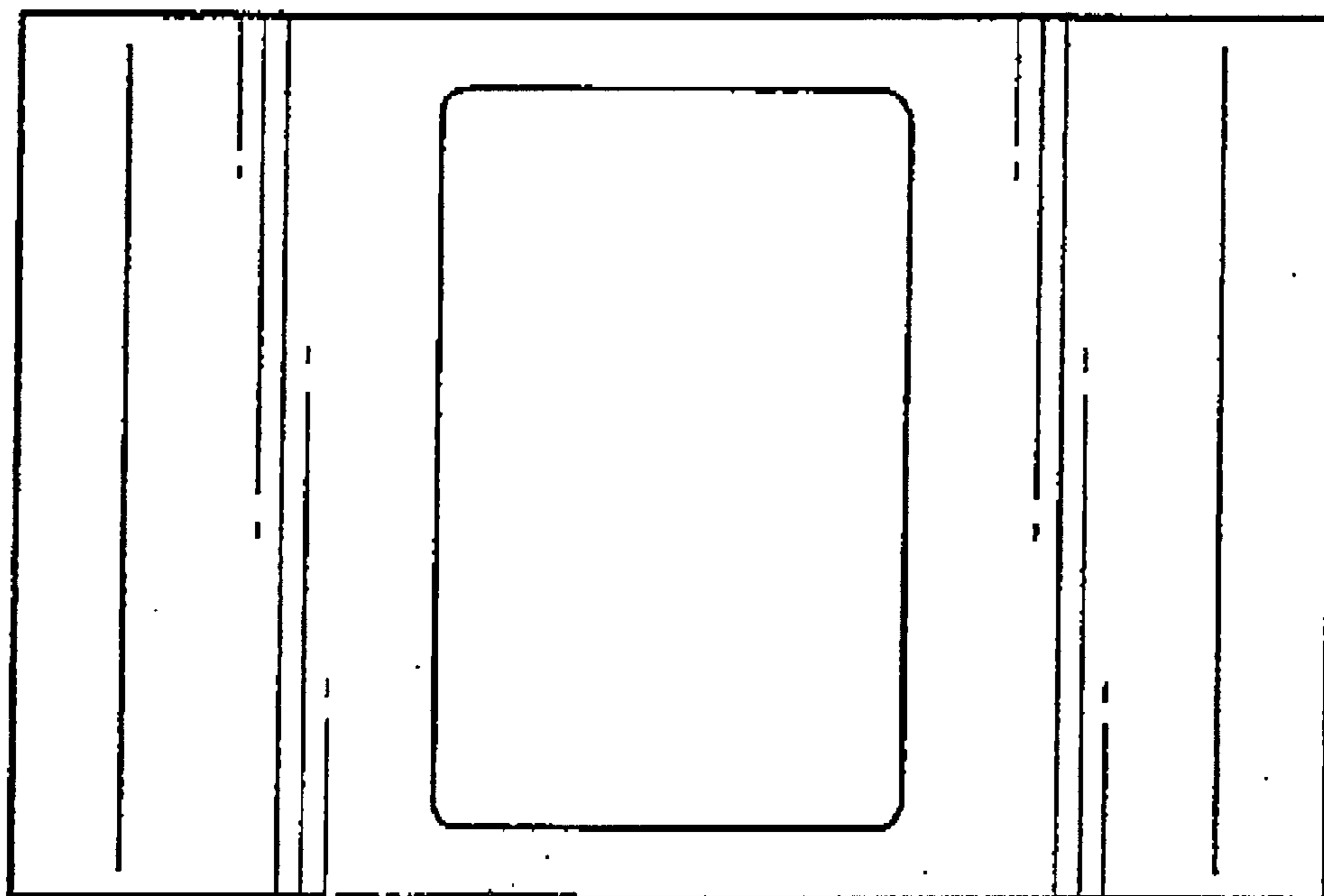


FIG. 2




FIG. 3




FIG. 4

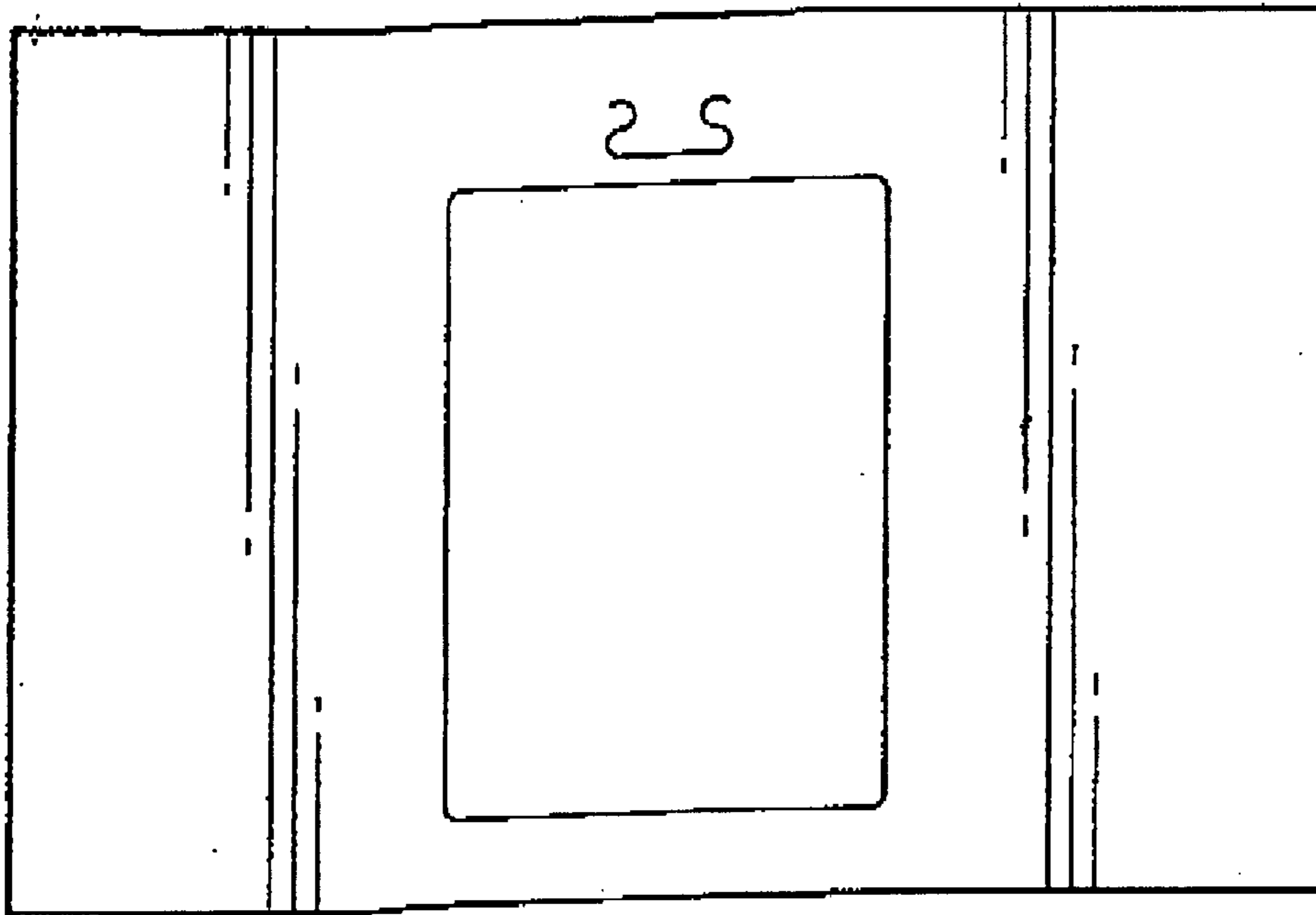


FIG. 5

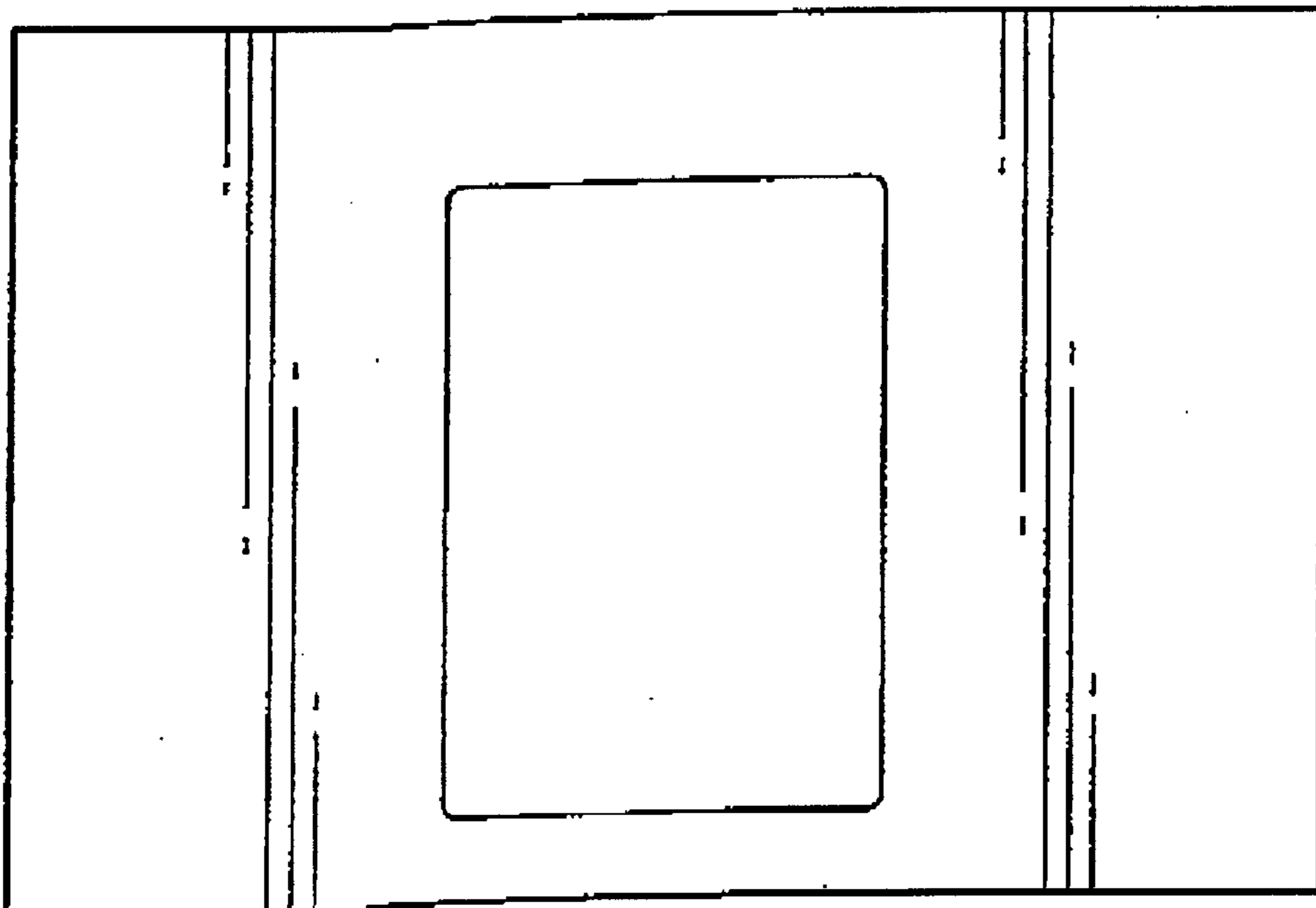


FIG. 6




FIG. 7

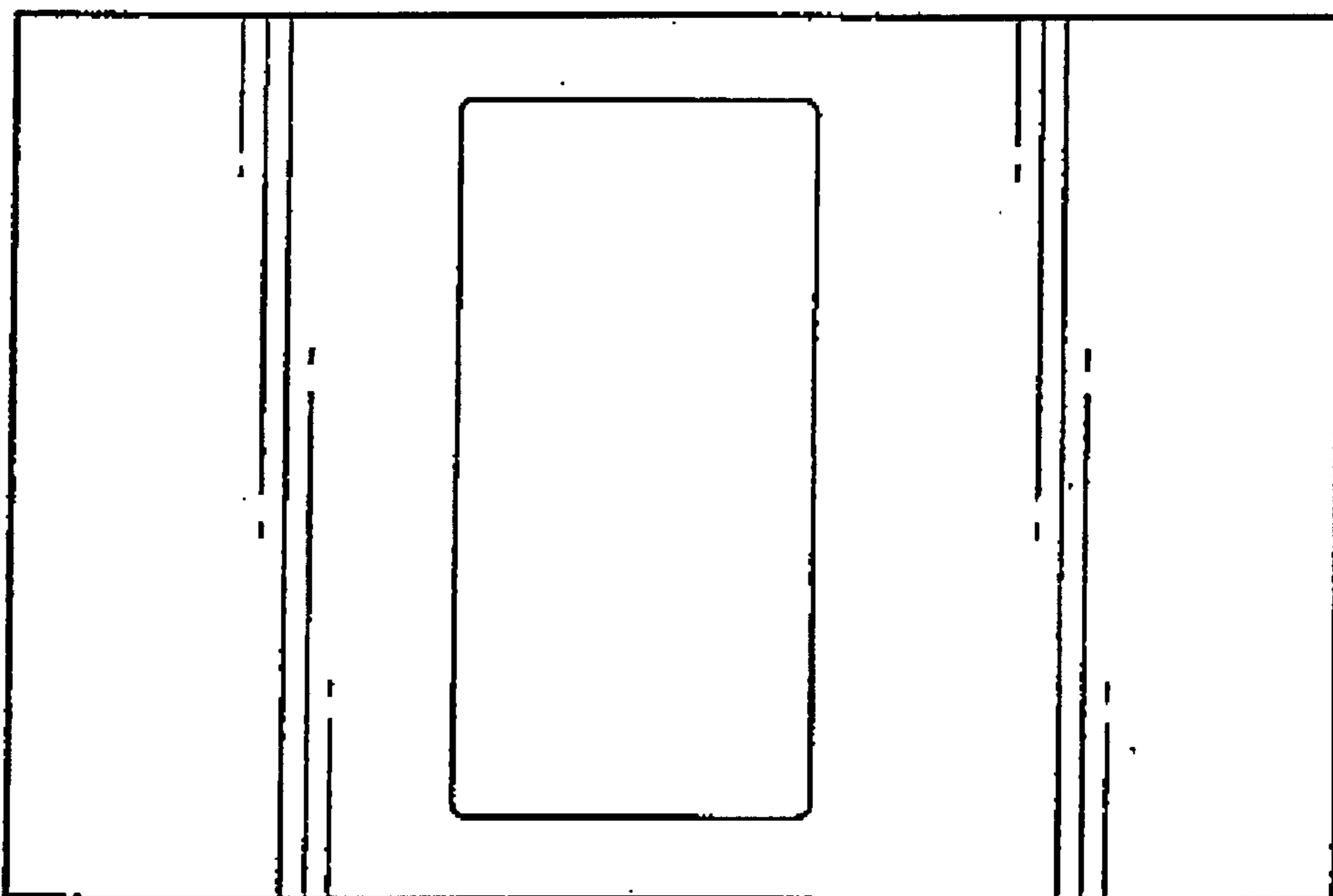


FIG. 8