

US00D533216S

(12) **United States Design Patent** (10) **Patent No.:** **US D533,216 S**
Sato (45) **Date of Patent:** **** Dec. 5, 2006**

(54) **PRINTER**

(75) Inventor: **Jun Sato**, Tokyo (JP)

(73) Assignee: **Fuji Photo Film Co., Ltd.**, Kanagawa (JP)

(**) Term: **14 Years**

(21) Appl. No.: **29/221,991**

(22) Filed: **Jan. 26, 2005**

(30) **Foreign Application Priority Data**

Jul. 26, 2004 (JP) 2004-022385

(51) **LOC (8) Cl.** **18-02**

(52) **U.S. Cl.** **D18/50; D18/14**

(58) **Field of Classification Search** D18/14,
D18/19, 36-39, 50, 54, 54.1, 55; D14/420-425,
D14/462-470; D16/237, 247-248; 400/613,
400/613.1-613.4, 690.1-690.4, 691-694;
399/109

See application file for complete search history.

(56) **References Cited**

U.S. PATENT DOCUMENTS

- D304,184 S * 10/1989 Watanabe D14/462
- 4,904,100 A * 2/1990 Enix 400/613
- D307,157 S * 4/1990 Sakaguchi et al. D18/54
- D322,982 S * 1/1992 Tashiro D18/54
- D341,585 S * 11/1993 Tu D14/462
- D358,138 S * 5/1995 Koyanagi et al. D14/368

- D368,255 S * 3/1996 Sasaki et al. D14/420
- D390,838 S * 2/1998 Takeuchi et al. D16/221
- D418,157 S * 12/1999 Han D18/50
- 6,068,420 A * 5/2000 Austin et al. 400/693
- D442,963 S * 5/2001 Salazar et al. D14/420
- 6,585,438 B1 * 7/2003 Hosokawa et al. 400/613
- D484,532 S * 12/2003 Seo et al. D18/50
- D490,845 S * 6/2004 Fukushima D18/50

OTHER PUBLICATIONS

U.S. Appl. No. 29/209,883 filed Jul. 23, 2004.

U.S. Appl. No. 29/220,714 filed Jan. 6, 2005.

* cited by examiner

Primary Examiner—Cathy Anne MacCormac

(74) *Attorney, Agent, or Firm*—Young & Thompson

(57) **CLAIM**

The ornamental design for a printer, as shown.

DESCRIPTION

FIG. 1 is a top, rear and side perspective view of a printer showing my new design;

FIG. 2 is a front elevational view thereof;

FIG. 3 is a rear elevational view thereof;

FIG. 4 is a top plan view thereof;

FIG. 5 is a bottom plan view thereof;

FIG. 6 is a side elevational view thereof from the left of FIG. 2; and,

FIG. 7 is a side elevational view thereof from the right of FIG. 2.

1 Claim, 4 Drawing Sheets

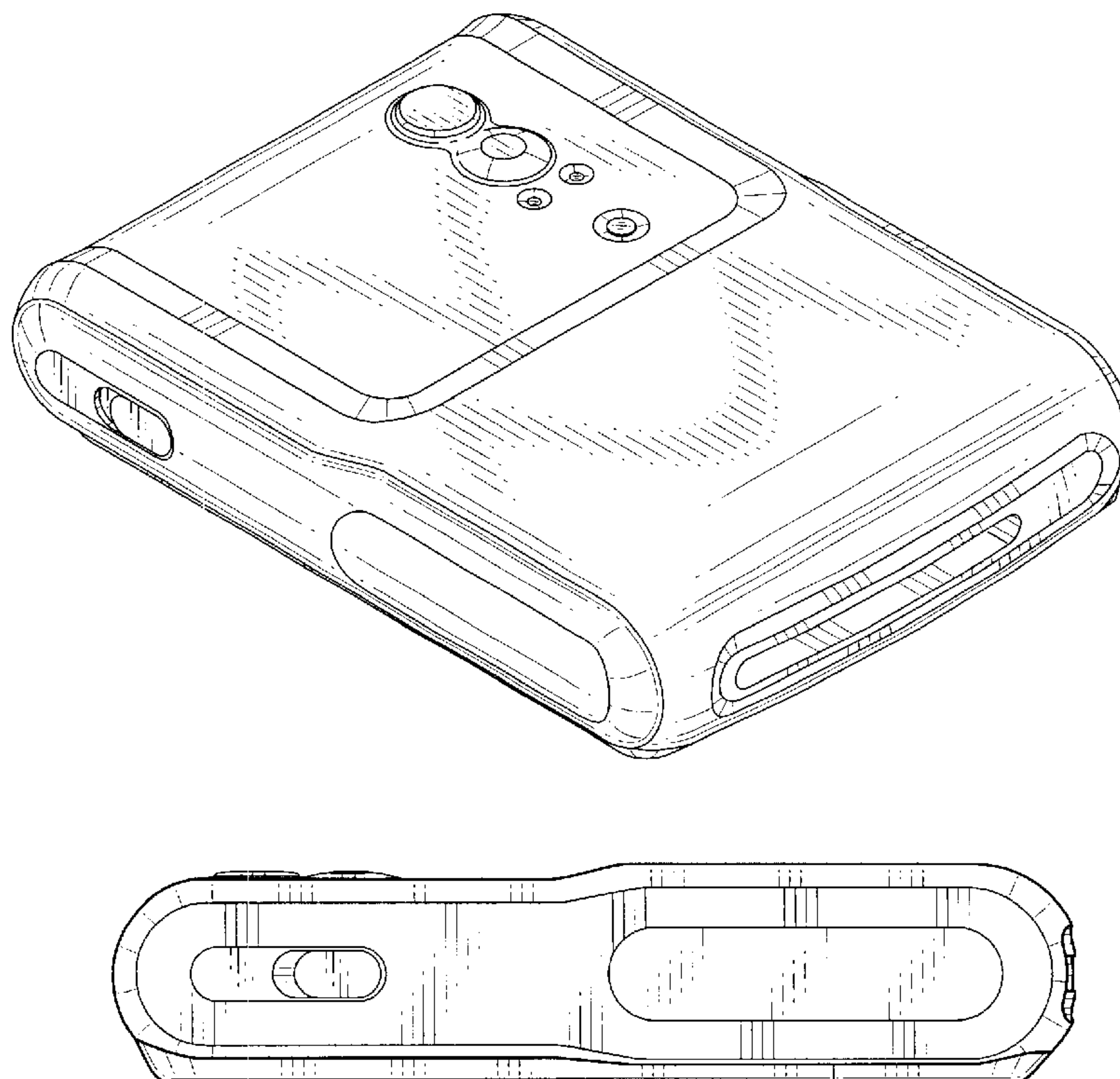


FIG.1

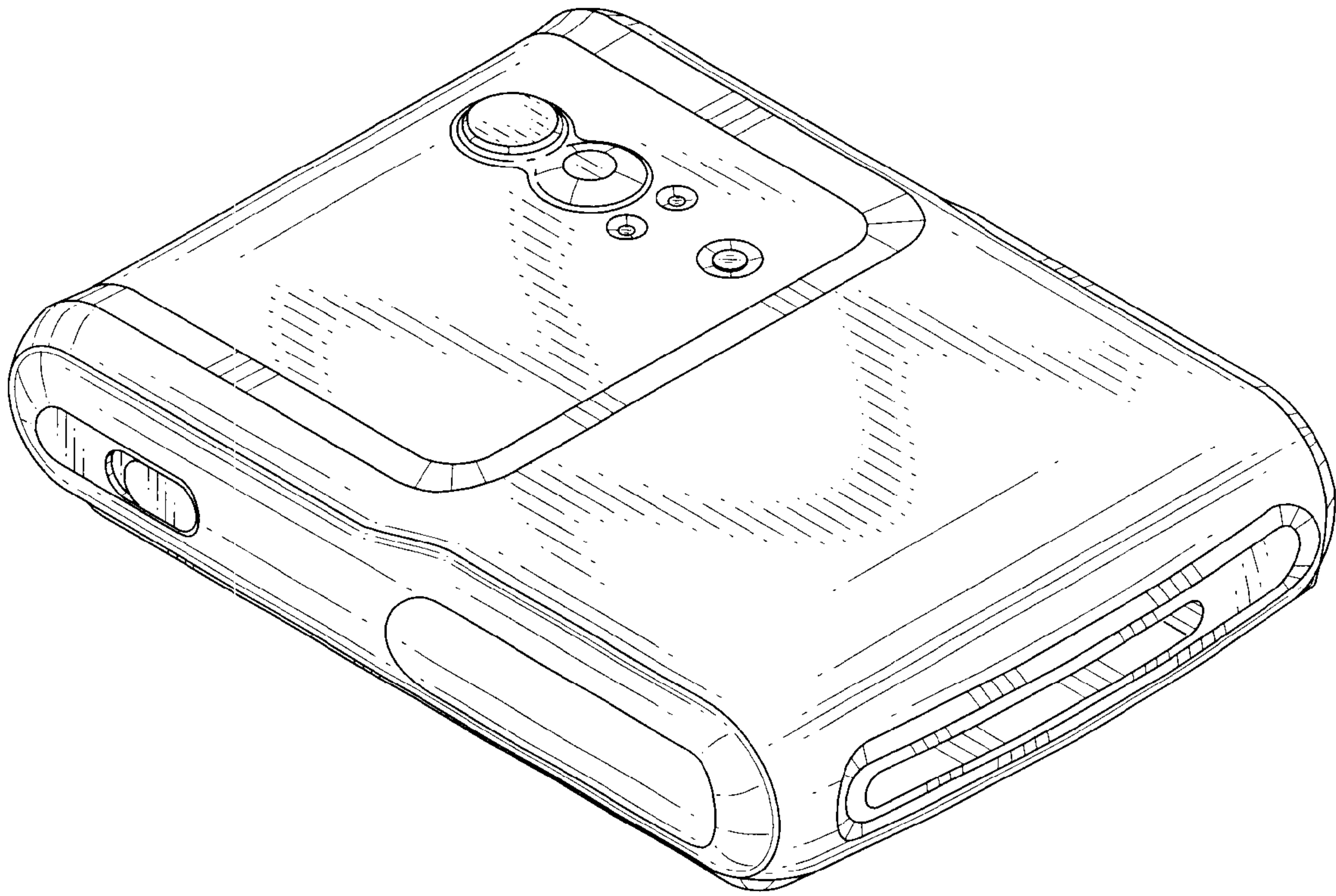


FIG.2

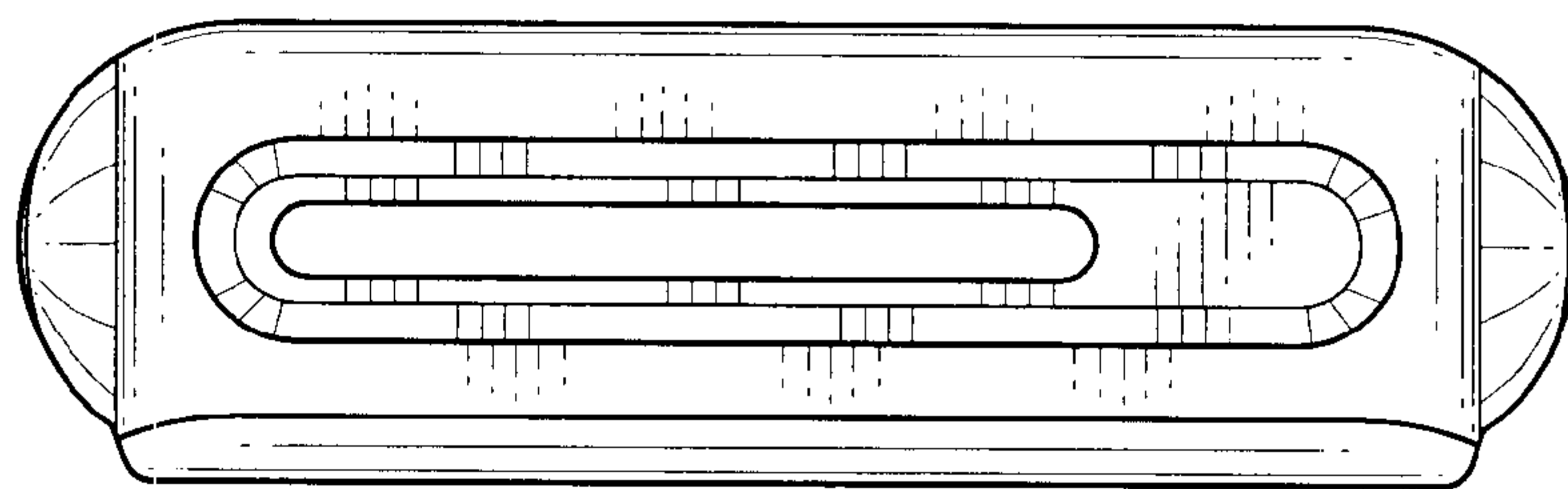


FIG.3

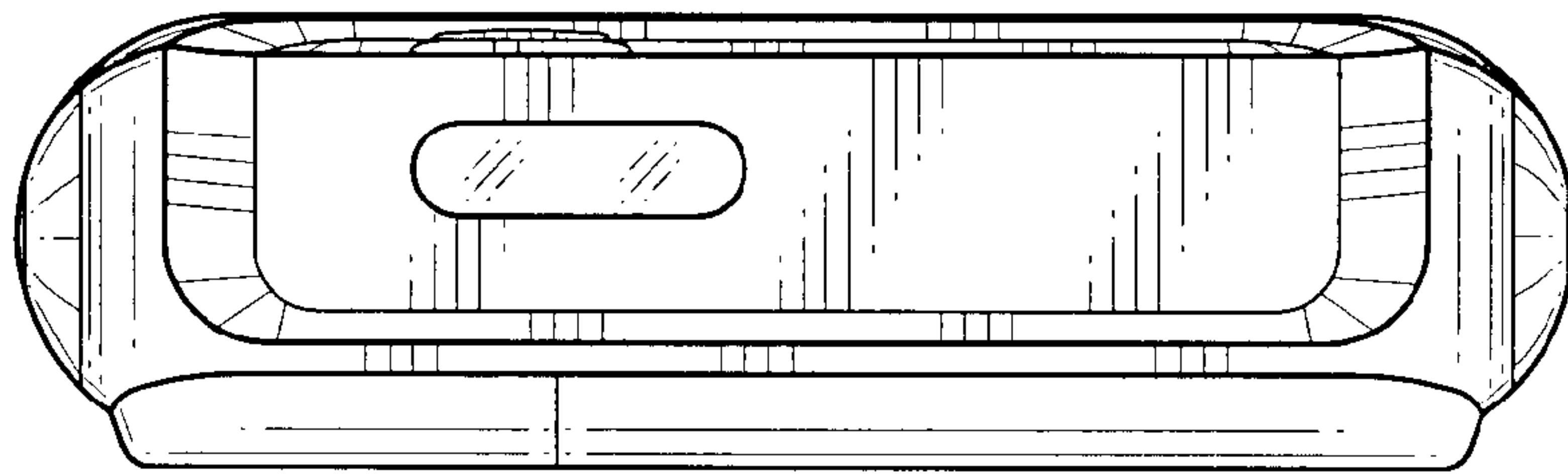


FIG.4

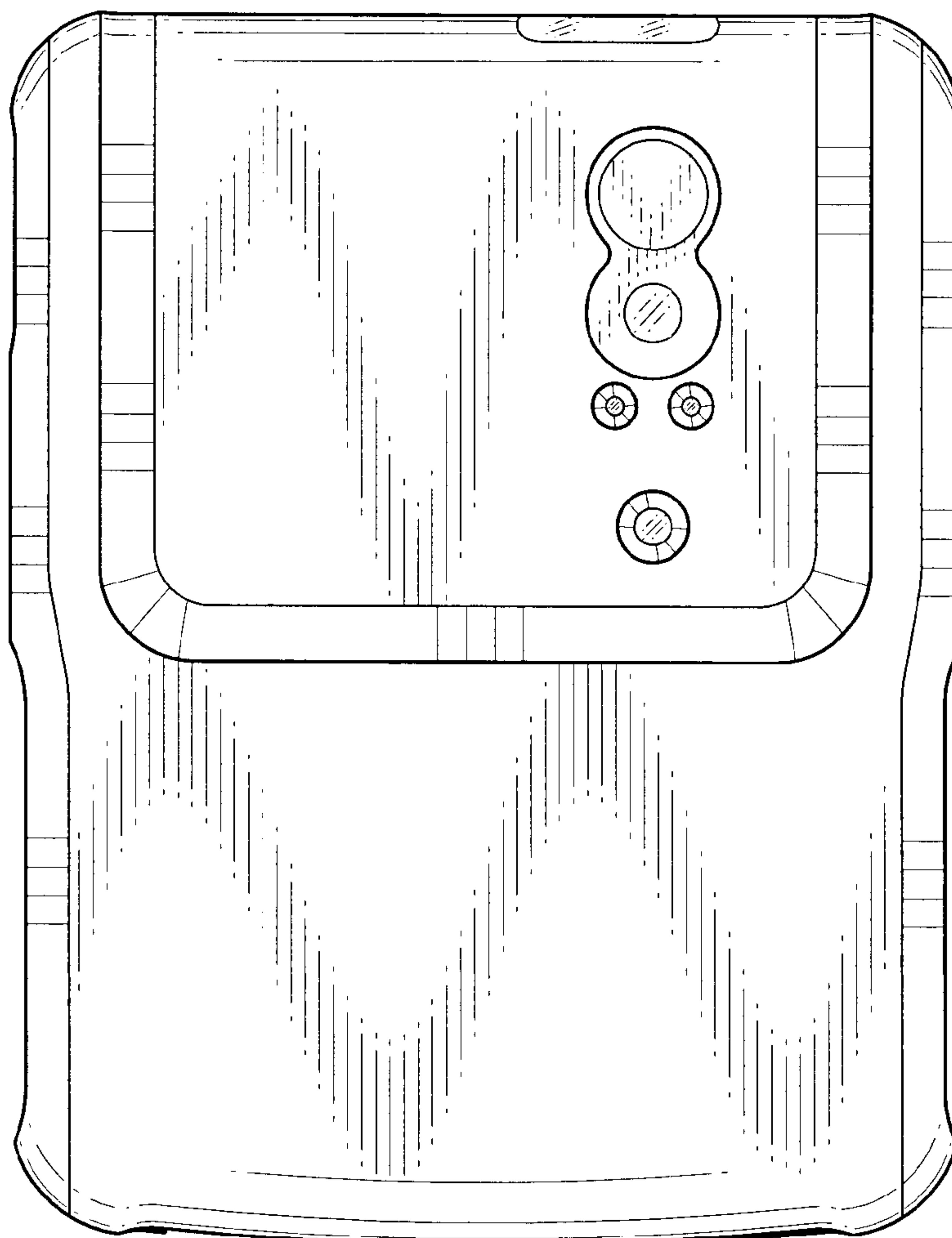


FIG.5

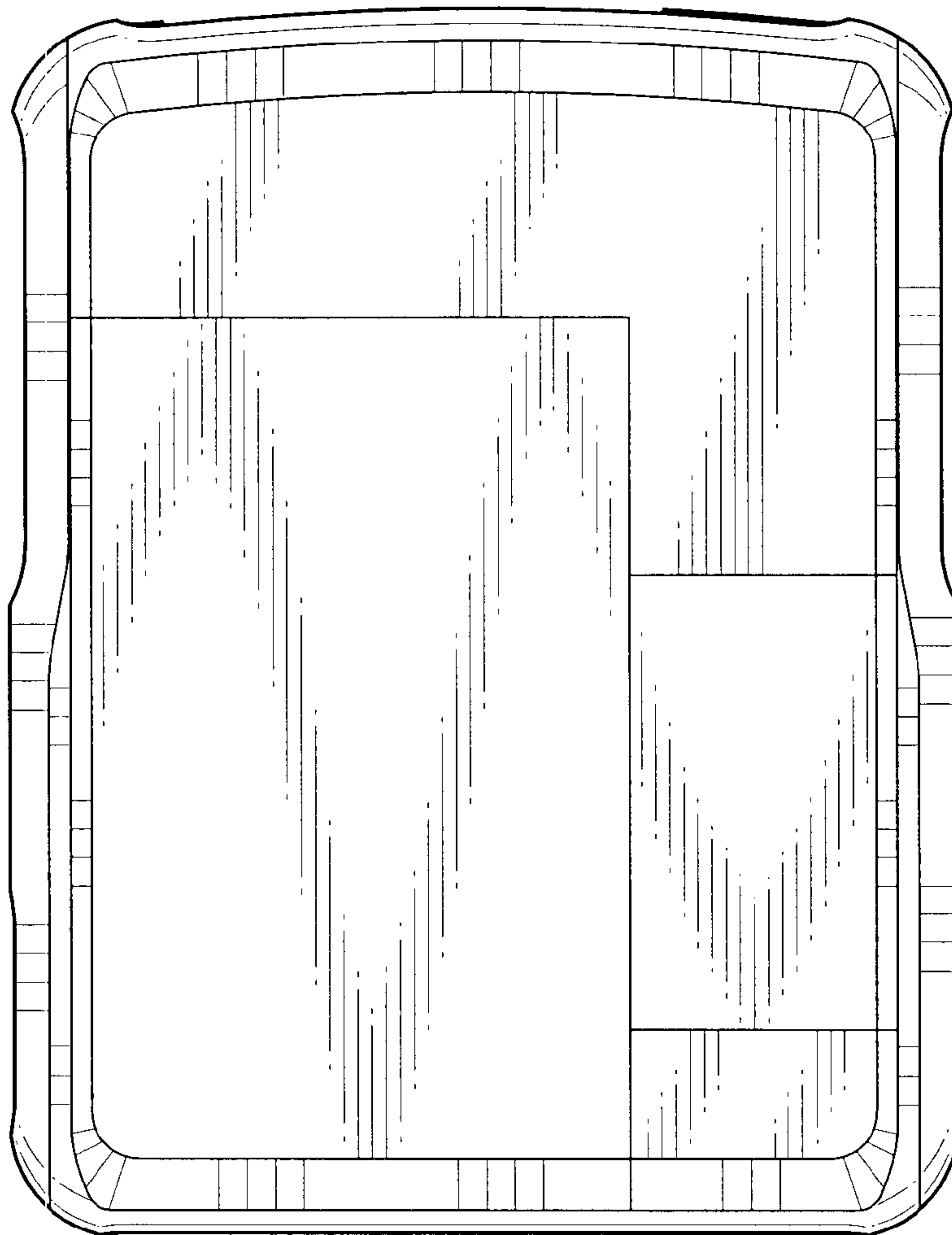


FIG.6

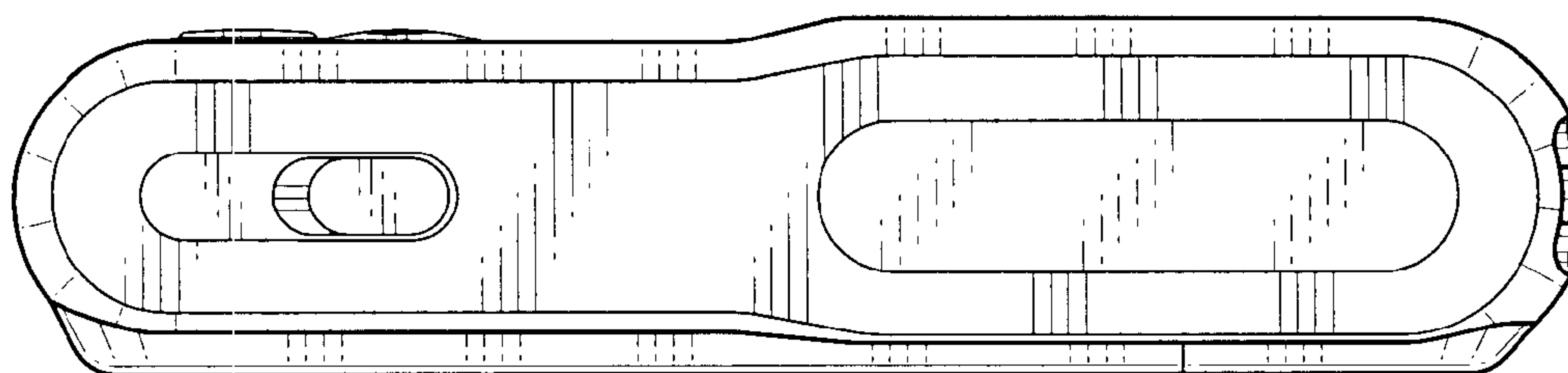


FIG. 7

