



US00D533203S

(12) **United States Design Patent**  
**Tsukamoto et al.**

(10) **Patent No.:** **US D533,203 S**  
(45) **Date of Patent:** **\*\* Dec. 5, 2006**

(54) **WIRE SAW**

(75) Inventors: **Toshiyuki Tsukamoto**, Fujieda (JP);  
**Toshinobu Shimizu**, Fujieda (JP)

(73) Assignee: **A.L.M.T. Corp.**, Tokyo (JP)

(\*\*) Term: **14 Years**

(21) Appl. No.: **29/230,935**

(22) Filed: **May 31, 2005**

(30) **Foreign Application Priority Data**

Nov. 30, 2004 (JP) ..... 2004-036527

(51) **LOC (8) Cl.** ..... **15-09**

(52) **U.S. Cl.** ..... **D15/139**

(58) **Field of Classification Search** ..... D15/139;  
D8/98, 385; 125/18, 21, 22, 16.01; 83/651.1;  
D23/266, 386

See application file for complete search history.

(56) **References Cited**

**U.S. PATENT DOCUMENTS**

4,856,490	A *	8/1989	Kawase et al.	125/21
4,907,564	A *	3/1990	Sowa et al.	125/21
5,080,086	A *	1/1992	Tomlinson et al.	125/21
5,216,999	A *	6/1993	Han	125/21
5,377,659	A *	1/1995	Tank et al.	125/21

D359,968	S *	7/1995	Ekblad et al.	D15/139
6,105,568	A *	8/2000	Yu	125/18
6,131,558	A *	10/2000	Weber	125/21
6,526,960	B1 *	3/2003	Asada et al.	125/21
2001/0035173	A1 *	11/2001	Asada et al.	125/16.01

**FOREIGN PATENT DOCUMENTS**

JP	05-345219	12/1993
JP	6-6884	2/1994
JP	06-126610	5/1994

\* cited by examiner

*Primary Examiner*—Philip S. Hyder

(74) *Attorney, Agent, or Firm*—Birch, Stewart, Kolasch & Birch, LLP

(57) **CLAIM**

The ornamental design for a wire saw, as shown.

**DESCRIPTION**

FIG. 1 is a perspective view of a wire saw showing our new design;

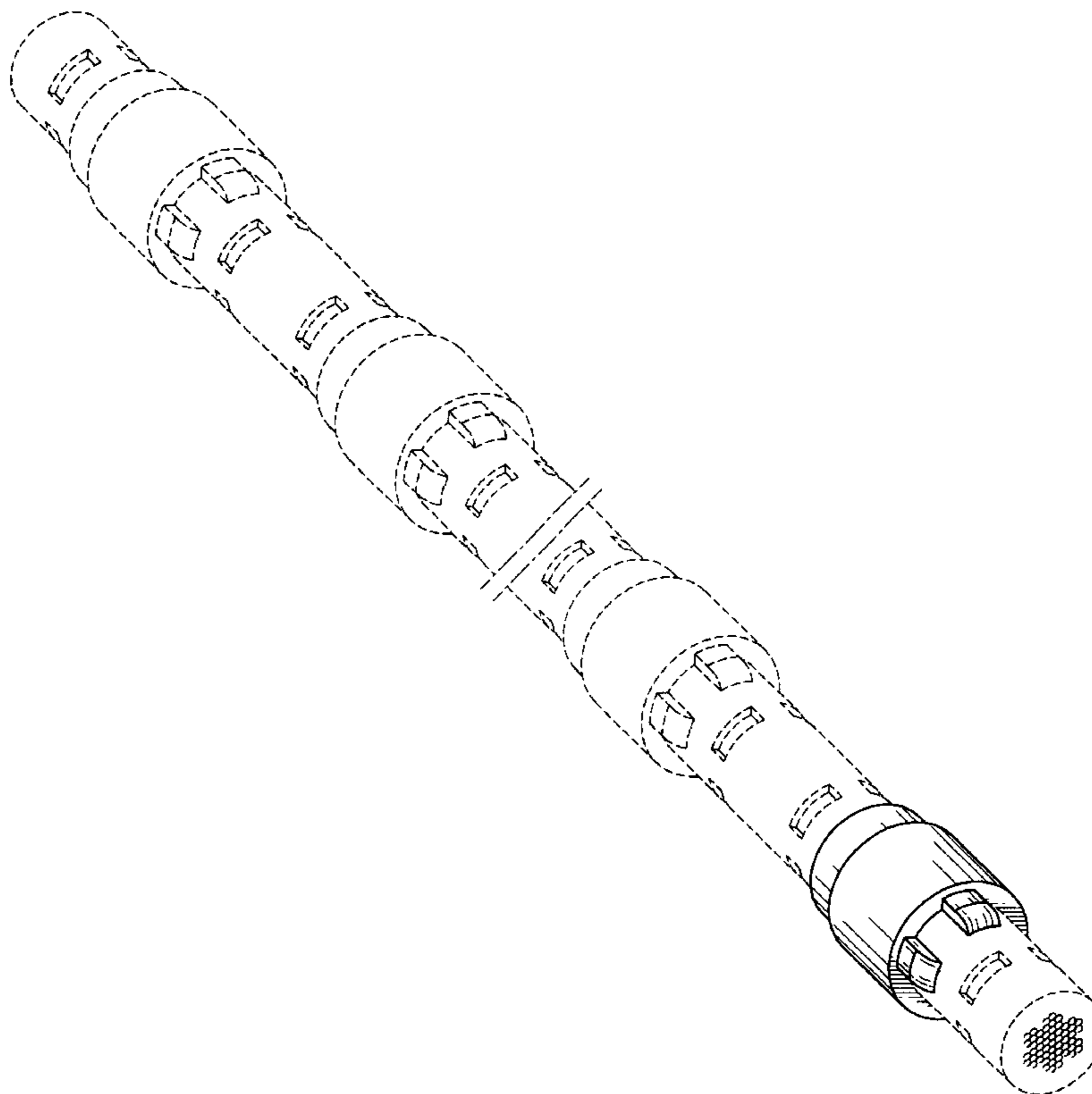
FIG. 2 is a front view thereof;

FIG. 3 is a right side view thereof; and,

FIG. 4 is an enlarged right side view thereof.

The broken line portions of the disclosure are for illustrative purposes only and form no part of the claimed design.

**1 Claim, 2 Drawing Sheets**



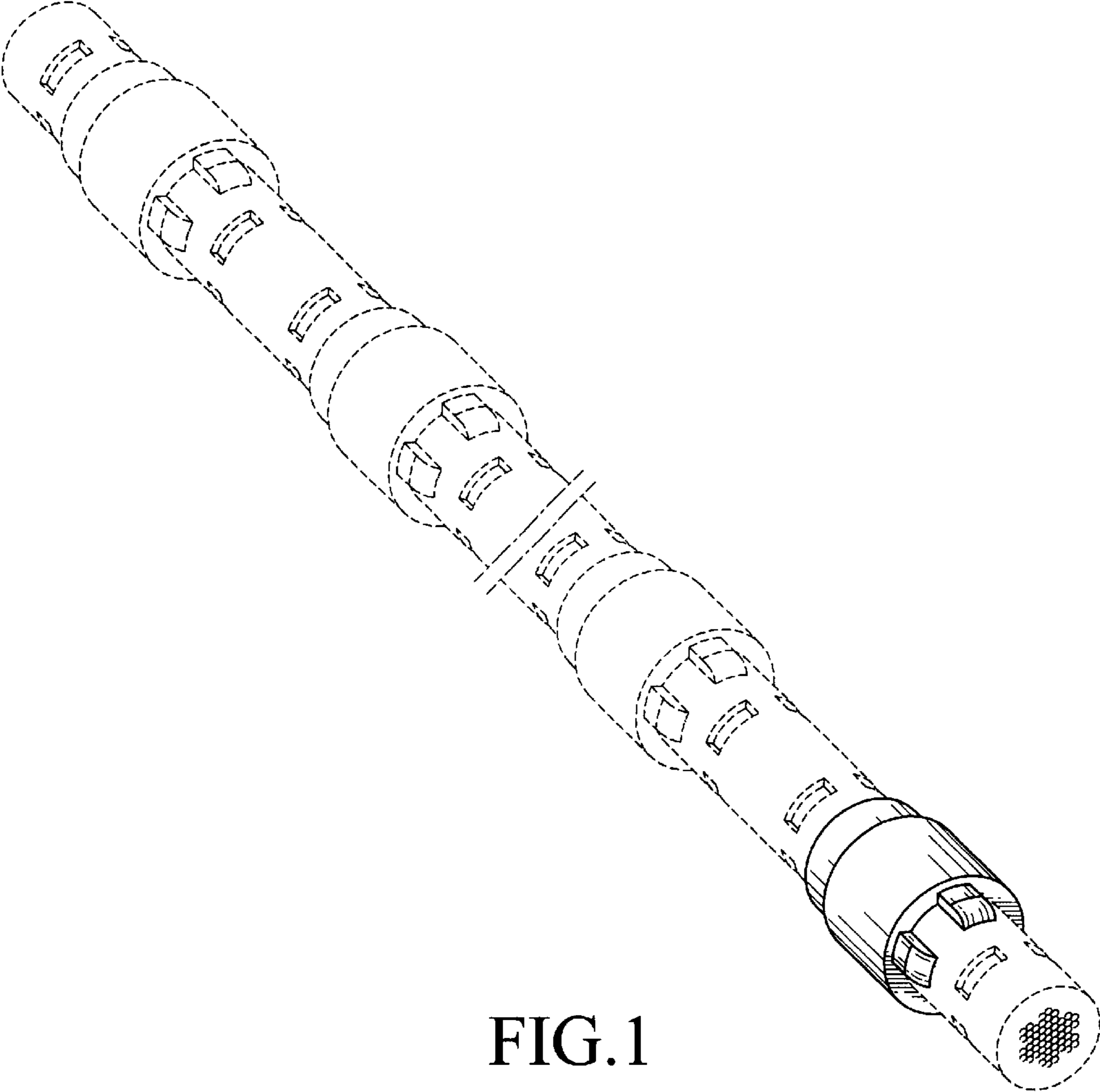


FIG. 1

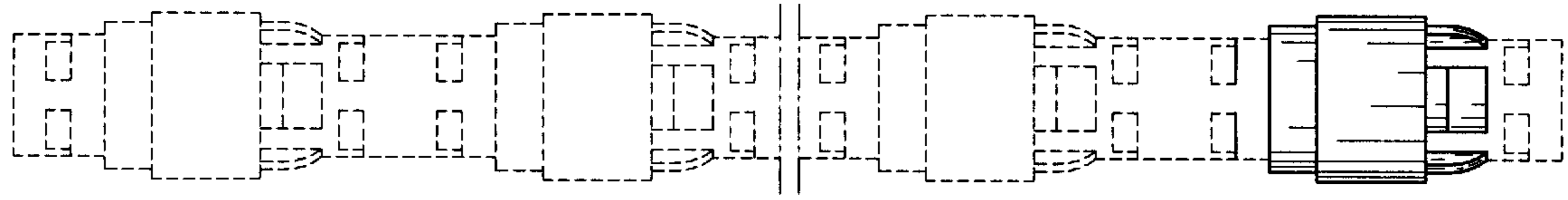


FIG. 2

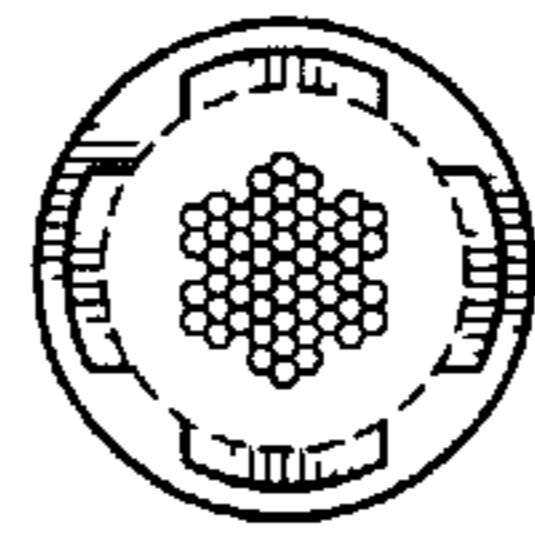


FIG. 3

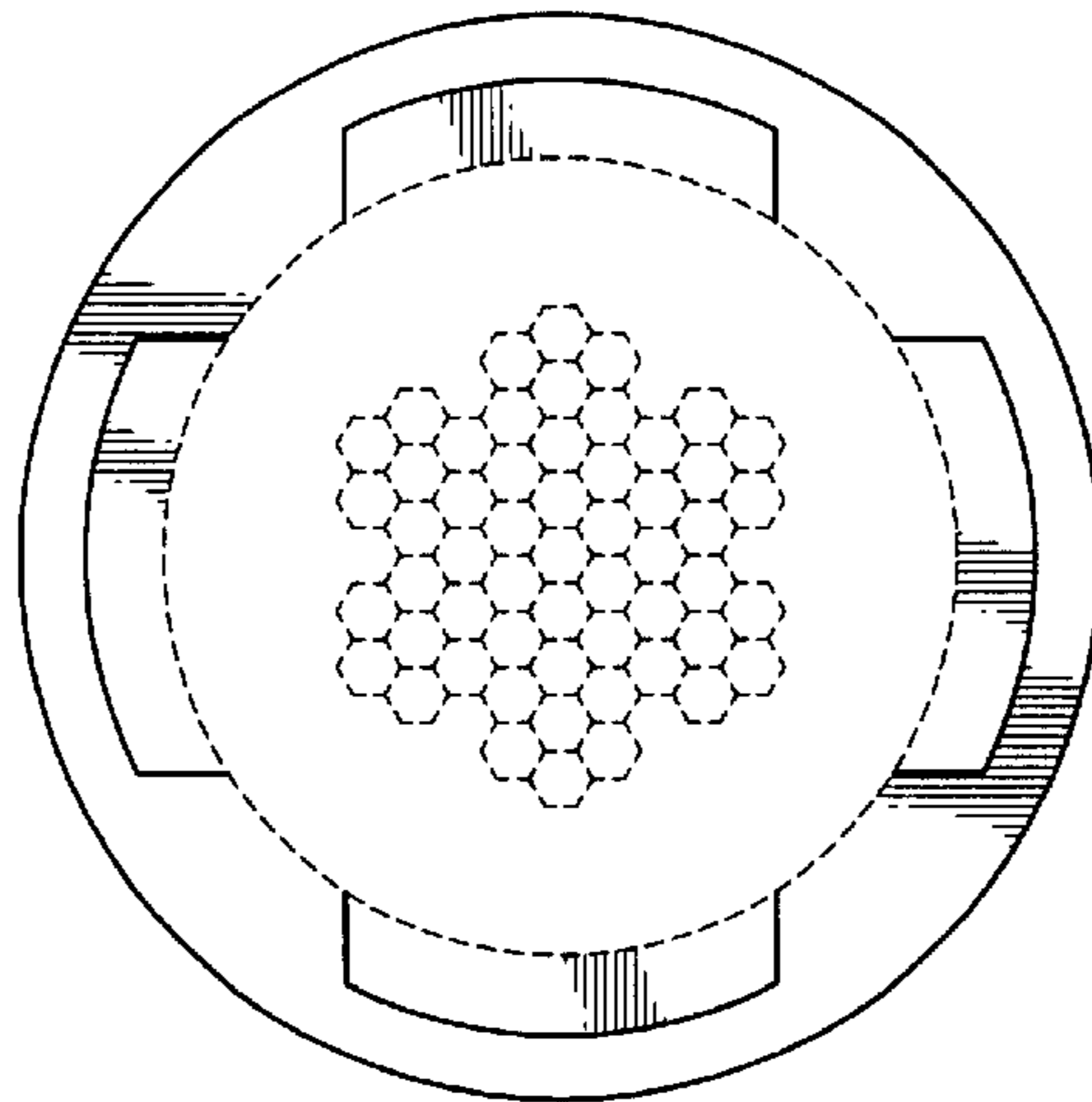


FIG. 4