



US00D533181S

(12) **United States Design Patent**
Florindo

(10) **Patent No.:** **US D533,181 S**

(45) **Date of Patent:** **** Dec. 5, 2006**

(54) **DECORATIVE FLAT SCREEN FRAME**

(76) **Inventor:** **Dora C. Florindo**, 3156 NW. 67th Ct.,
Fort Lauderdale, FL (US) 33309

(**) **Term:** **14 Years**

(21) **Appl. No.:** **29/216,814**

(22) **Filed:** **Nov. 9, 2004**

(51) **LOC (8) Cl.** **14-02**

(52) **U.S. Cl.** **D14/450**

(58) **Field of Classification Search** D14/371,
D14/450, 441-446; D6/300, 302-307; 361/680-686,
361/690-696; 273/148 B; 40/594, 740; 248/442.2
See application file for complete search history.

(56) **References Cited**

U.S. PATENT DOCUMENTS

D38,780 S * 9/1907 Beach D6/300
4,949,483 A * 8/1990 Dobson et al. 40/740
5,638,096 A * 6/1997 Schwartz 248/442.2

D381,642 S * 7/1997 Kiger et al. D14/450
D455,274 S * 4/2002 O'Hare et al. D6/300
6,550,172 B1 4/2003 Korpai
6,615,526 B1 9/2003 Pitcher et al.
D487,465 S 3/2004 Korpai

* cited by examiner

Primary Examiner—Freda S. Nunn

(74) *Attorney, Agent, or Firm*—Melvin K. Silverman; Yi Li

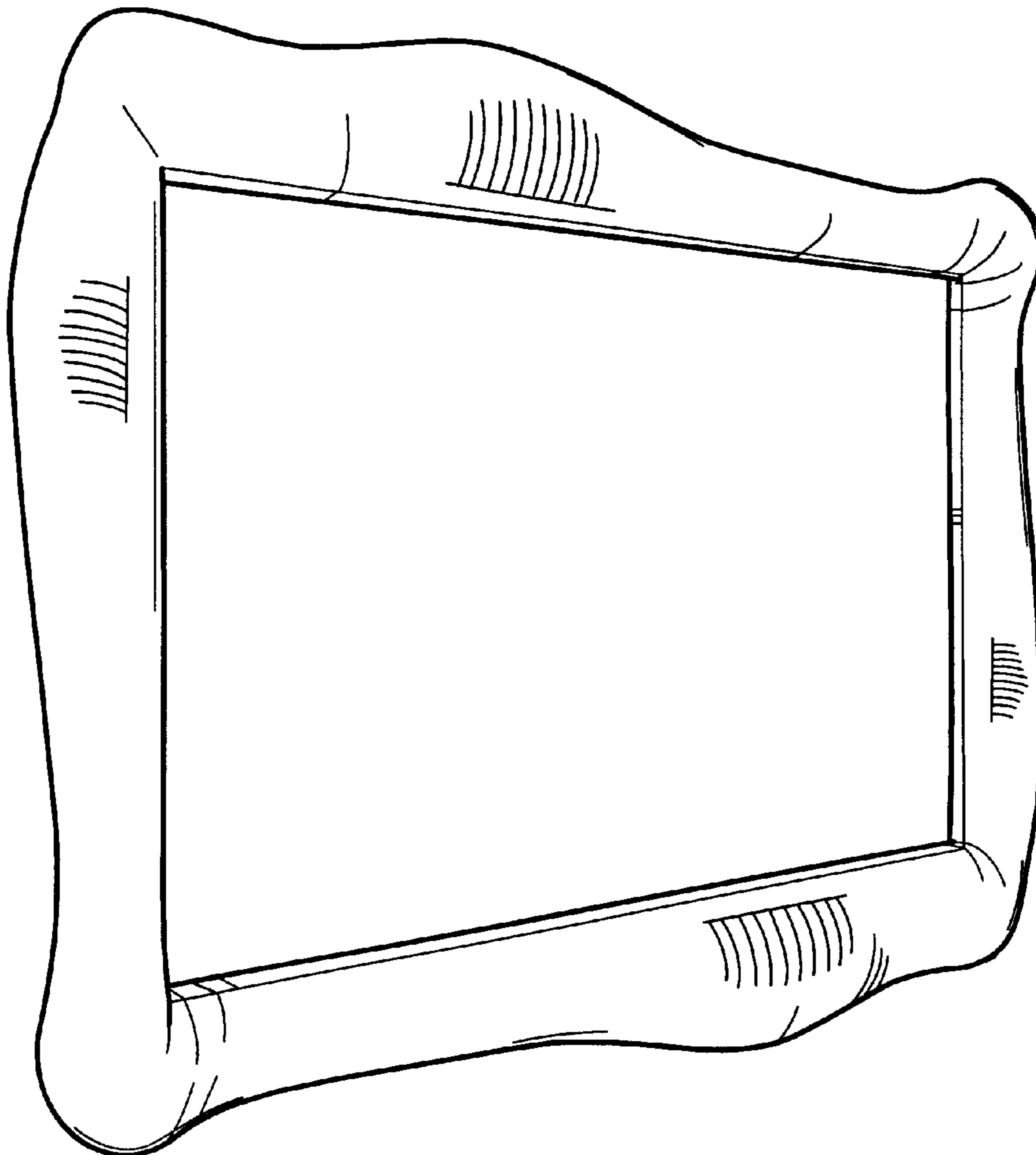
(57) **CLAIM**

The ornamental design for a decorative flat screen frame, as shown and described.

DESCRIPTION

FIG. 1 is a perspective view of the decorative flat screen frame showing my new design;
FIG. 2 is a front view thereof shown at an angle;
FIG. 3 is an enlarged side view thereof; and,
FIG. 4 is an enlarged top view thereof.

1 Claim, 4 Drawing Sheets



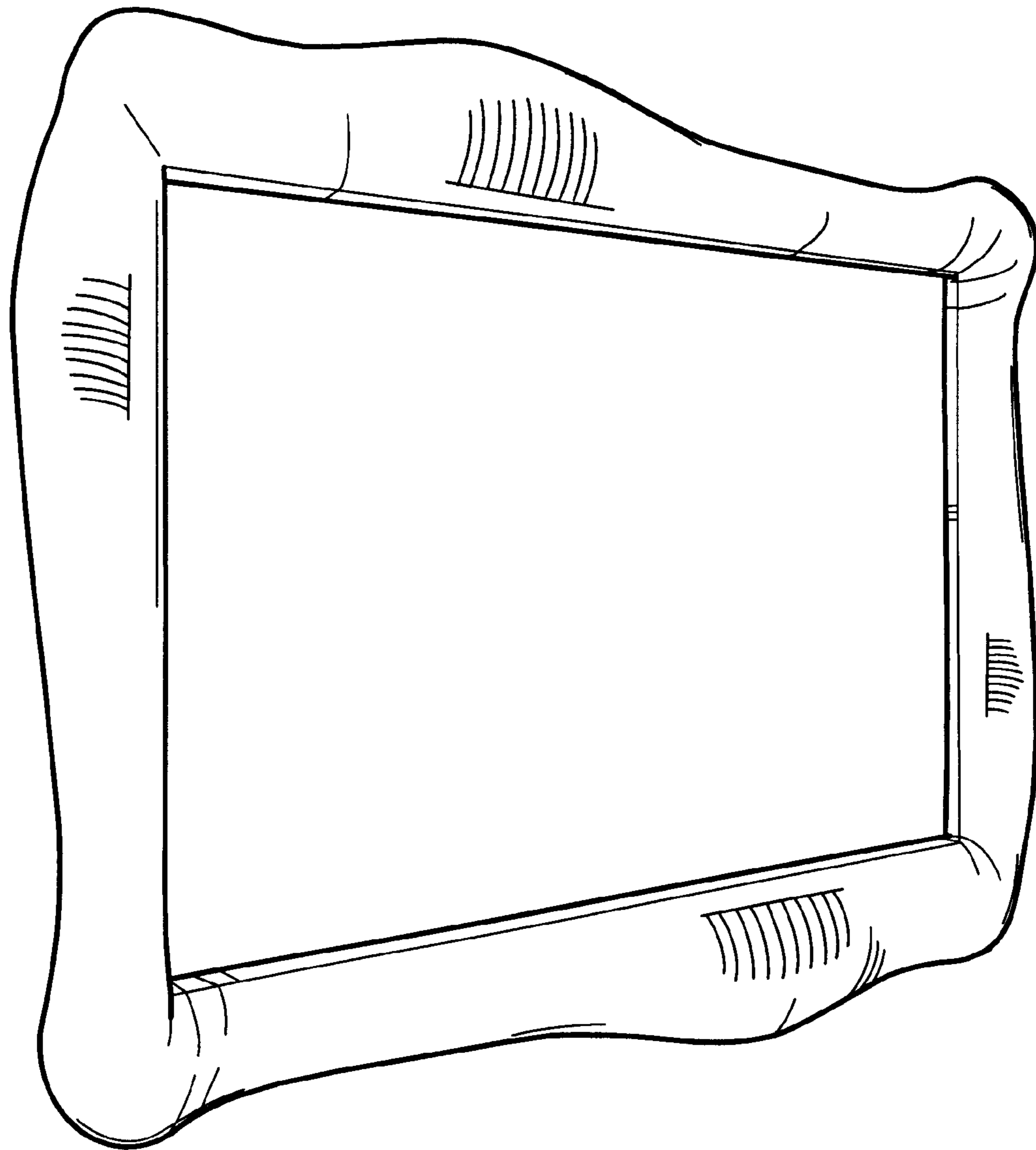


FIG. 1

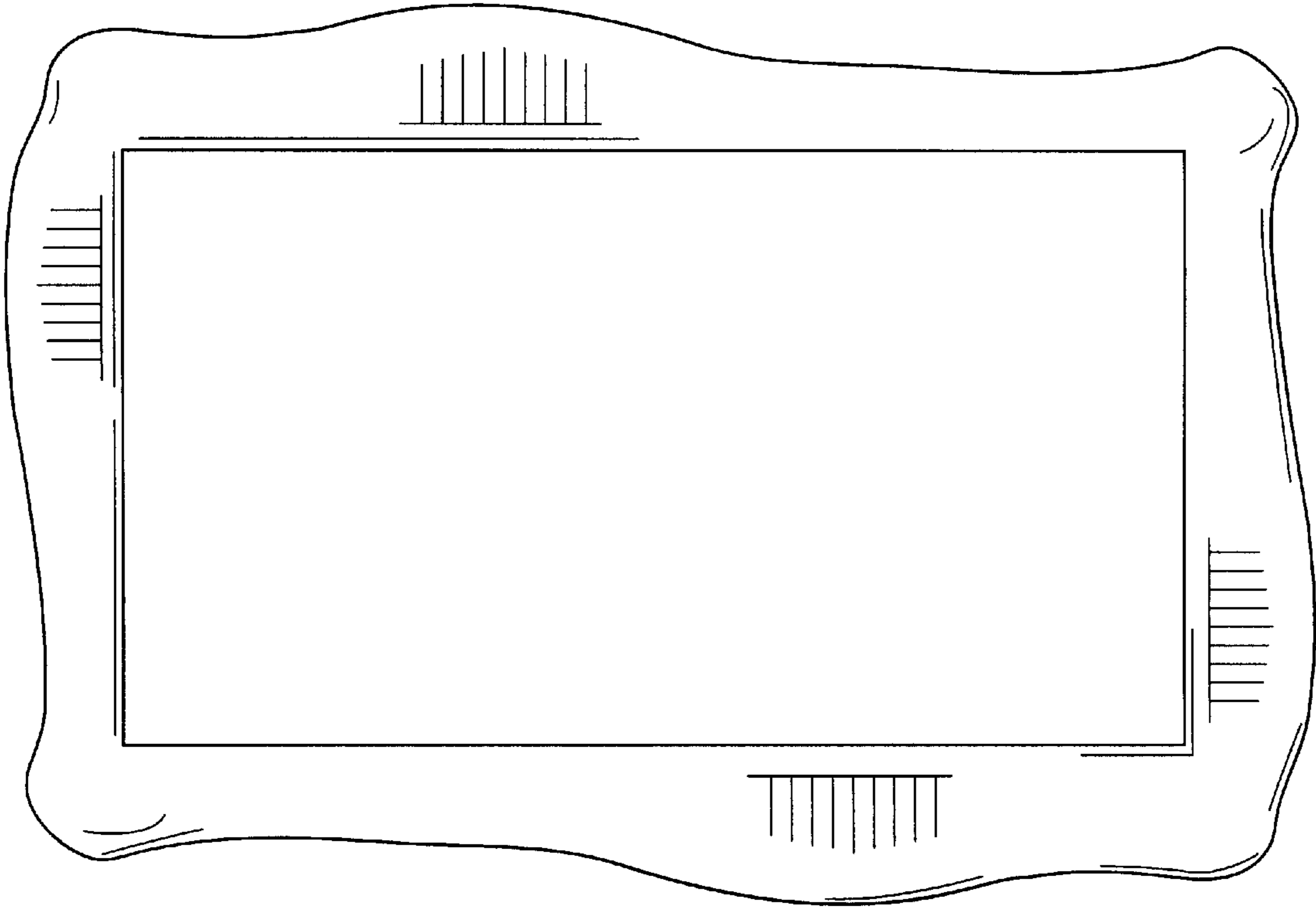


FIG. 2




FIG. 3




FIG. 4