



US00D533175S

(12) **United States Design Patent** (10) **Patent No.:** **US D533,175 S**  
**Richter** (45) **Date of Patent:** **\*\* Dec. 5, 2006**

(54) **INSTRUMENT HOLDER**

(76) Inventor: **Harald Richter**, Höhenstrasse 32,  
75331 Engelbrand (DE)

(\*\*) Term: **14 Years**

(21) Appl. No.: **29/234,799**

(22) Filed: **Jul. 23, 2005**

(51) **LOC (8) Cl.** ..... **14-03**

(52) **U.S. Cl.** ..... **D14/253; D14/447**

(58) **Field of Classification Search** ..... D14/146,  
D14/224, 251, 252, 253, 434, 447; D6/553;  
D8/350; D12/400, 415; D13/108, 177; D16/242;  
248/160, 205.8, 206.2, 274.1, 371, 917; 379/454,  
379/455; 455/575.1, 575.2, 575.6, 575.9,  
455/90.3

See application file for complete search history.

(56) **References Cited**

**U.S. PATENT DOCUMENTS**

D321,885 S	*	11/1991	Sheldrake	.....	D14/253
D346,275 S	*	4/1994	Hayasaka et al.	.....	D3/218
D365,106 S	*	12/1995	Haltof	.....	D14/253
D369,797 S	*	5/1996	Hillier et al.	.....	D14/149
D370,658 S	*	6/1996	Siddoway et al.	.....	D13/108
5,659,612 A	*	8/1997	Wang	.....	379/446
D389,641 S	*	1/1998	McCutcheon et al.	.....	D3/218
D392,097 S	*	3/1998	Pottala et al.	.....	D3/218
D392,646 S	*	3/1998	Takayasu et al.	.....	D14/253
5,740,995 A	*	4/1998	Richter	.....	248/220.21
D397,246 S	*	8/1998	Hoofnagle et al.	.....	D3/201
D400,209 S	*	10/1998	Williams et al.	.....	D14/253
5,822,427 A	*	10/1998	Braitberg et al.	.....	379/454
D404,397 S	*	1/1999	Lucaci et al.	.....	D14/253
D415,890 S	*	11/1999	Eriksson et al.	.....	D3/220
5,988,577 A	*	11/1999	Phillips et al.	.....	248/231.81
D419,290 S	*	1/2000	Treyer et al.	.....	D3/218
6,141,417 A	*	10/2000	Lopez et al.	.....	379/446
D454,340 S	*	3/2002	Grimm	.....	D14/240
D457,309 S	*	5/2002	Tanaka	.....	D3/218
D462,514 S	*	9/2002	Rivera et al.	.....	D3/228
D462,677 S	*	9/2002	Eroma	.....	D14/253

D466,287 S	*	12/2002	Tanaka	.....	D3/218
6,520,466 B1	*	2/2003	Blanchard et al.	.....	248/309.1
D495,871 S	*	9/2004	Moffitt et al.	.....	D3/215
D508,605 S	*	8/2005	Hwang et al.	.....	D3/218
2002/0009195 A1	*	1/2002	Schon	.....	379/454
2003/0205651 A1	*	11/2003	Richter	.....	248/231.81

**FOREIGN PATENT DOCUMENTS**

WO	DM/049332	*	9/1999
WO	DM/052756	*	8/2000

**OTHER PUBLICATIONS**

“Ericsson Original HCH-38 Car Holder for K700”, 1 p including photo, [online], <URL:http://www.mobiles.co.uk/cgi/search.cgi>, site visited Mar. 31, 2006.\*

“Ericsson Original HCH-24 Car Holder to T20”, 1 p including photo, [online], <URL:http://www.mobiles.co.uk/cgi/search.cgi>, site visited Mar. 31, 2006.\*

“Ericsson Original HCH-30 Universal Ericsson Car Holder”, 1 p including photo, [online], <URL:http://www.mobiles.co.uk/cgi/search.cgi>, site visited Mar. 31, 2006.\*

\* cited by examiner

*Primary Examiner*—Jeffrey D. Asch

*Assistant Examiner*—Carla Jobe Wright

(74) *Attorney, Agent, or Firm*—Klaus J. Bach

(57) **CLAIM**

The ornamental design for an instrument holder, as shown and described.

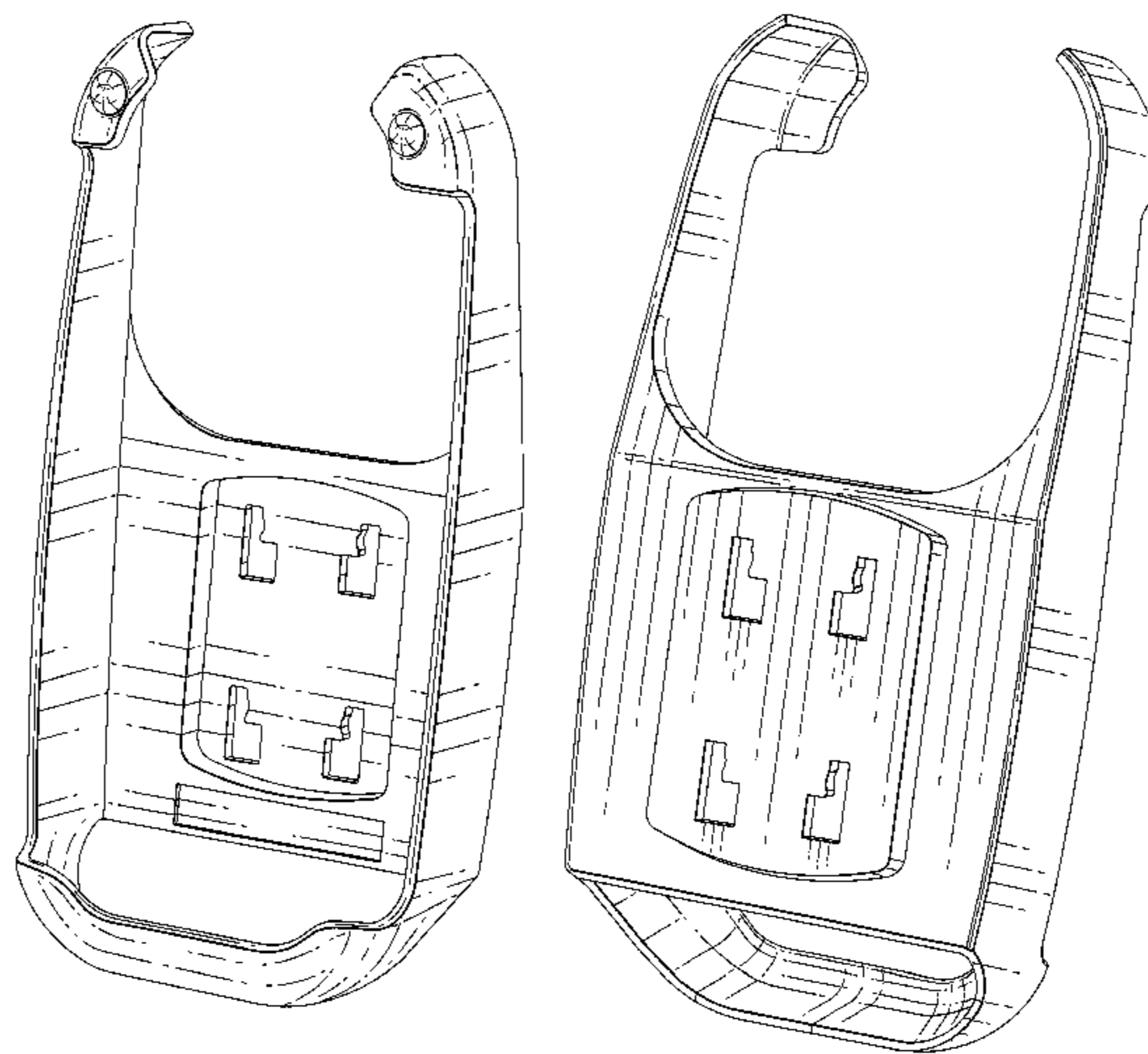
**DESCRIPTION**

FIG. 1 is a perspective view of an instrument holder; FIG. 2 is a top view of the instrument holder shown in FIG. 1; and,

FIG. 3 is a perspective bottom view of the instrument holder shown in FIG. 1.

The holder includes engagement slots for engagement with a support base and is intended to support for example PDAs and minicomputers for example on desks or in cars in a position convenient to the user of such instruments.

**1 Claim, 3 Drawing Sheets**



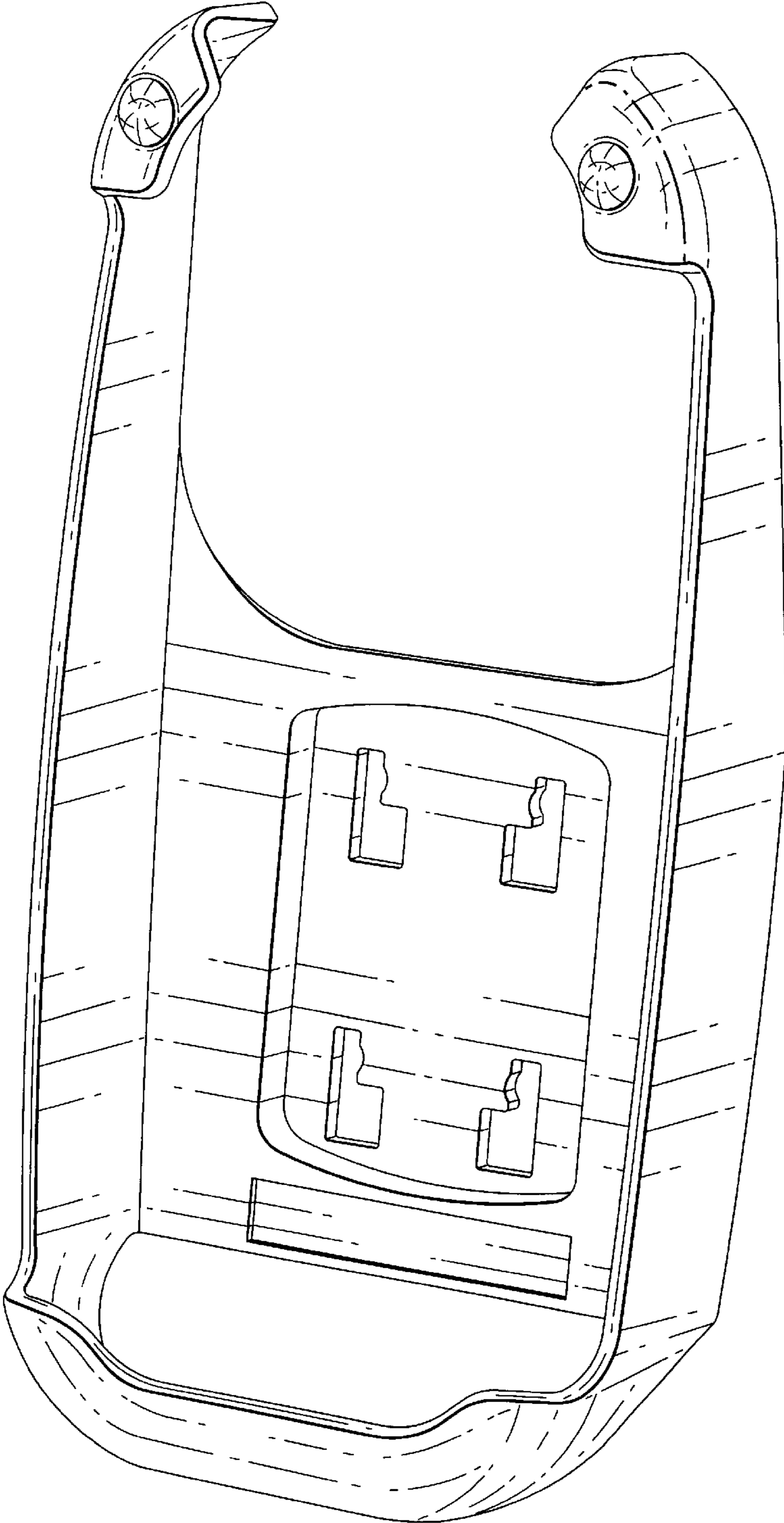


FIG. 1

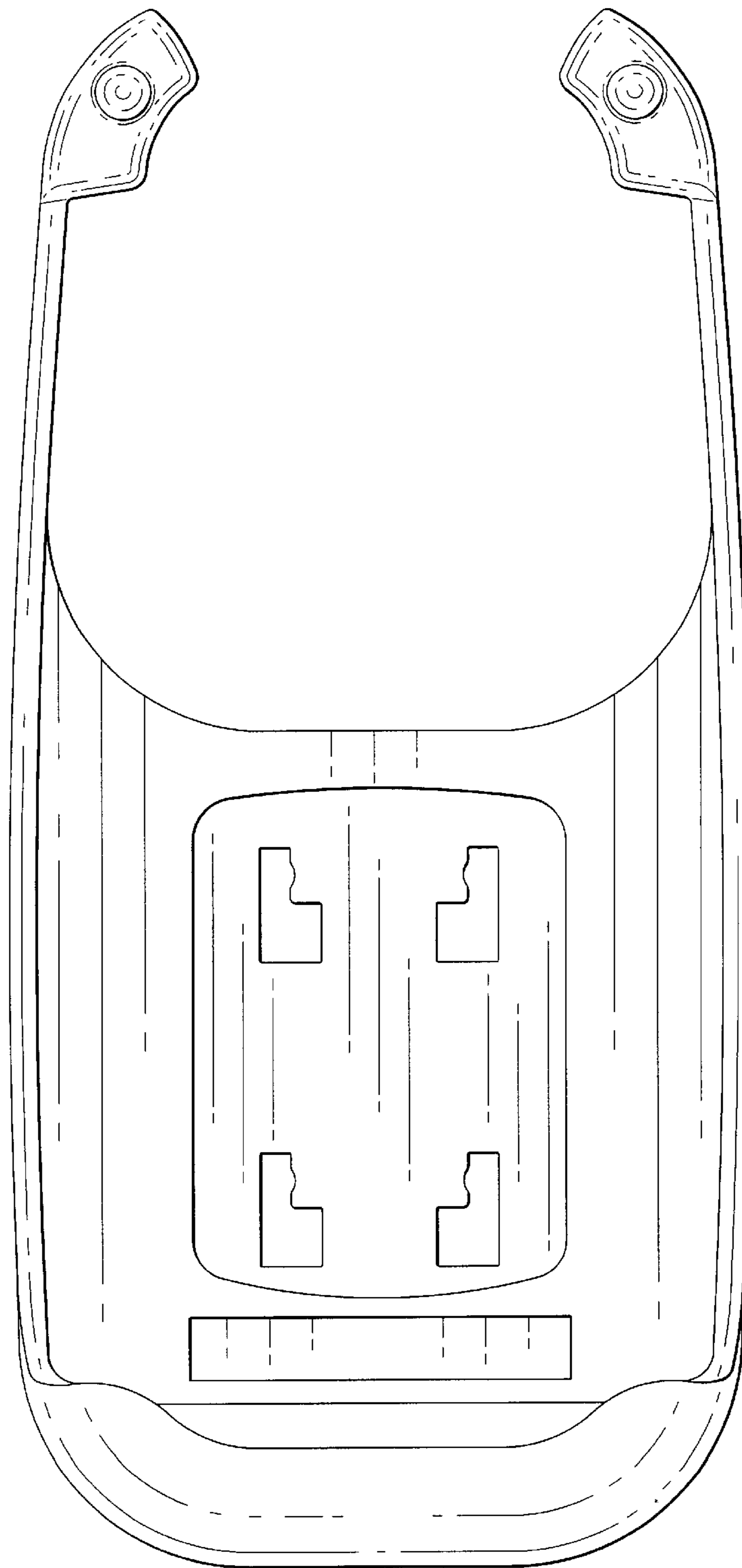


FIG.2

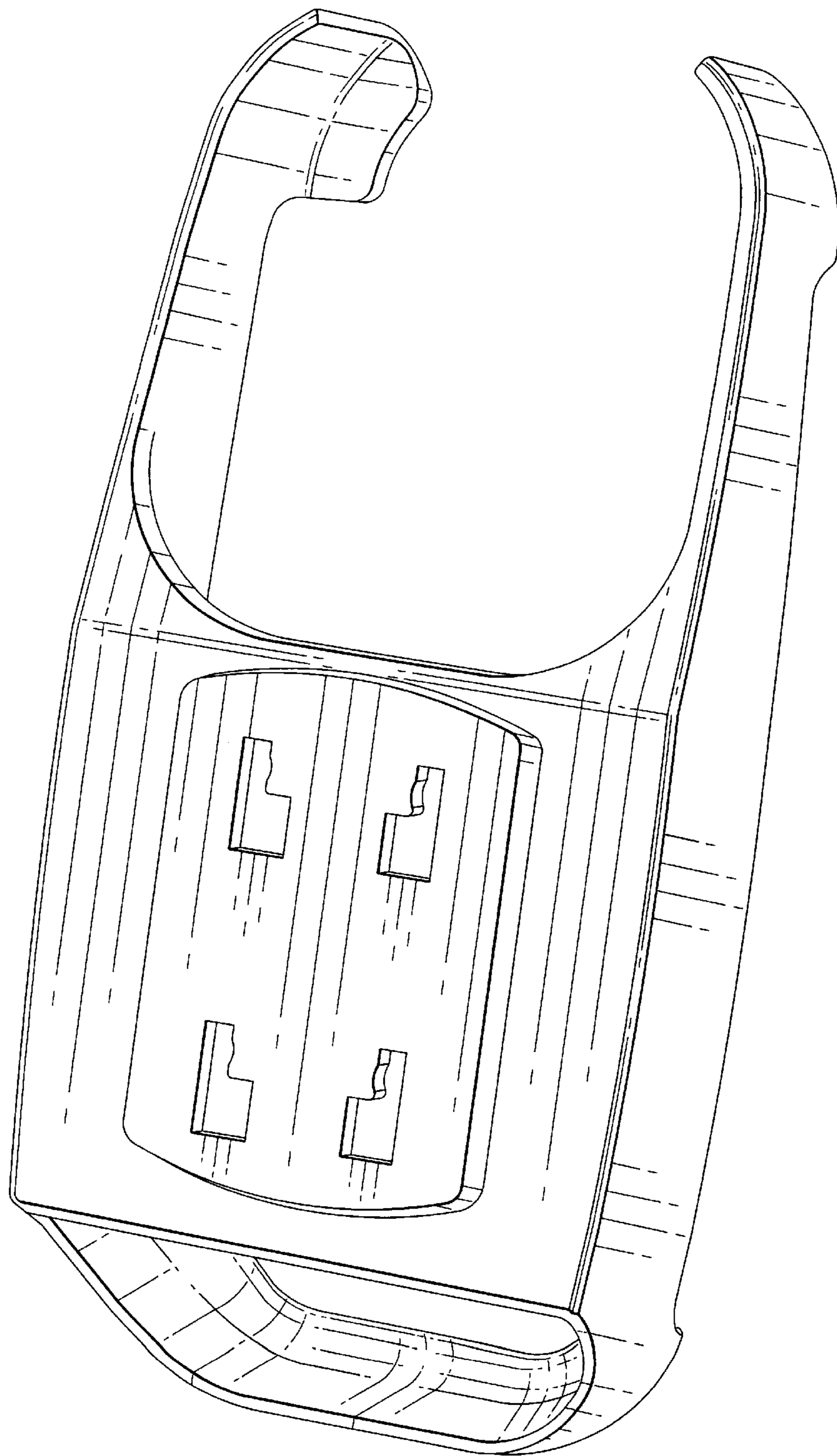


FIG. 3