



US00D533167S

(12) **United States Design Patent**
Sergi

(10) **Patent No.:** **US D533,167 S**
(45) **Date of Patent:** **** Dec. 5, 2006**

(54) **ANTENNA RADIAL PLATE**

(76) **Inventor:** **Paul D. Sergi**, 2570 Major Rd.,
Peninsula, OH (US) 44264

(**) **Term:** **14 Years**

(21) **Appl. No.:** **29/224,632**

(22) **Filed:** **Mar. 3, 2005**

Related U.S. Application Data

(63) Continuation of application No. 10/429,409, filed on May 6,
2003, now Pat. No. 6,927,740.

(51) **LOC (8) Cl.** **14-03**

(52) **U.S. Cl.** **D14/238; D8/354**

(58) **Field of Classification Search** D14/230-238,
D14/299, 358, 354; D6/495; D16/242; 343/700 R,
343/878-892; 455/561

See application file for complete search history.

(56) **References Cited**

U.S. PATENT DOCUMENTS

2,142,117 A 1/1939 Jennings 343/700 R

2,529,213 A	11/1950	Goldsmith	343/830
D228,442 S	* 9/1973	Edwards	D8/396
D234,337 S	* 2/1975	Block	D8/382
4,114,158 A	* 9/1978	Verini	343/715
4,623,895 A	11/1986	Bowering	343/829
D291,058 S	* 7/1987	Sorensen	D8/356
5,262,795 A	11/1993	DeMarre et al.	343/829
D500,666 S	* 1/2005	Murphy et al.	D8/354
D520,344 S	* 5/2006	Vejmarker	D8/354

* cited by examiner

Primary Examiner—Louis S. Zarfaz

Assistant Examiner—John Windmuller

(74) *Attorney, Agent, or Firm*—Renner, Kenner, Greive,
Bobak, Taylor & Weber

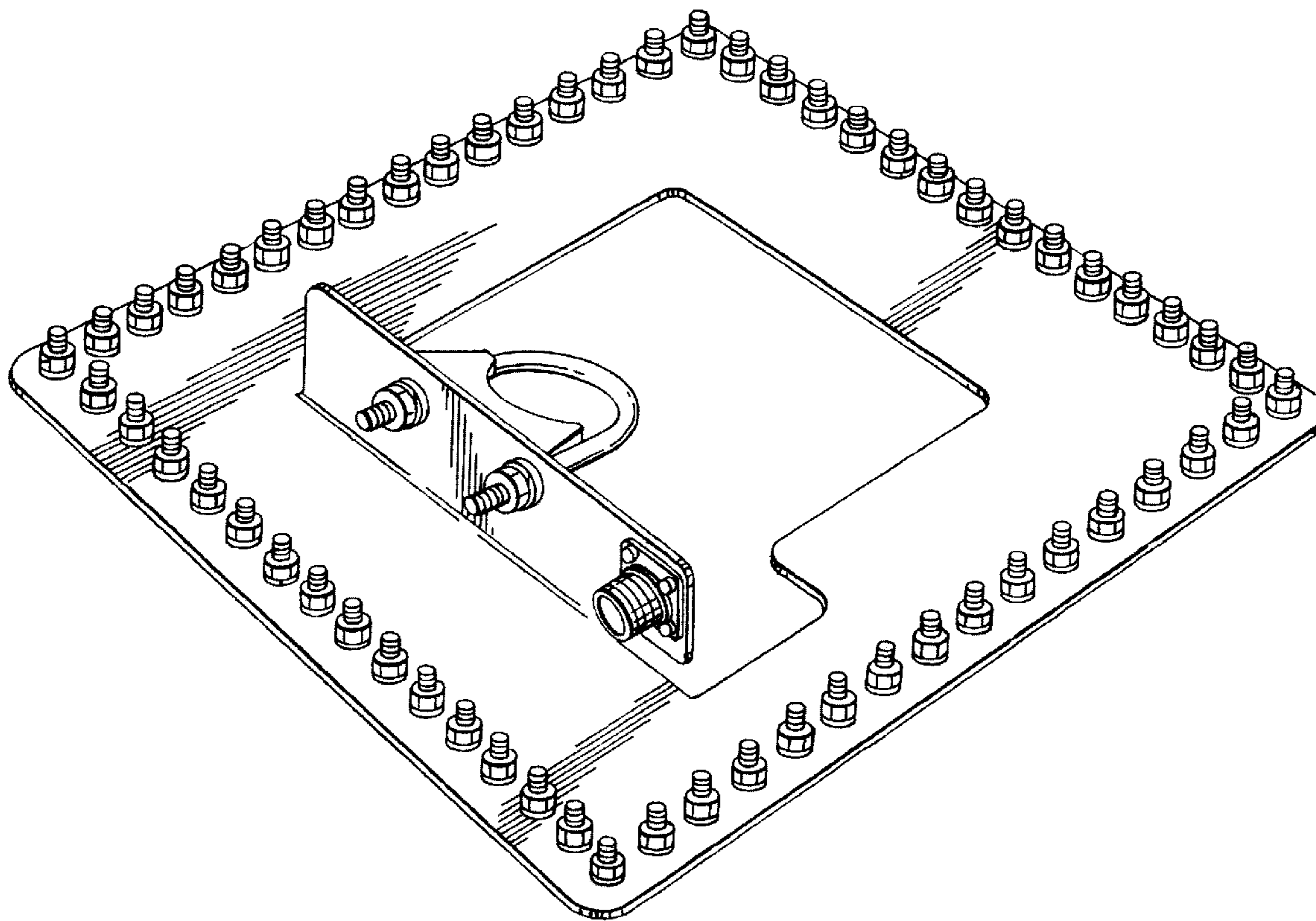
(57) **CLAIM**

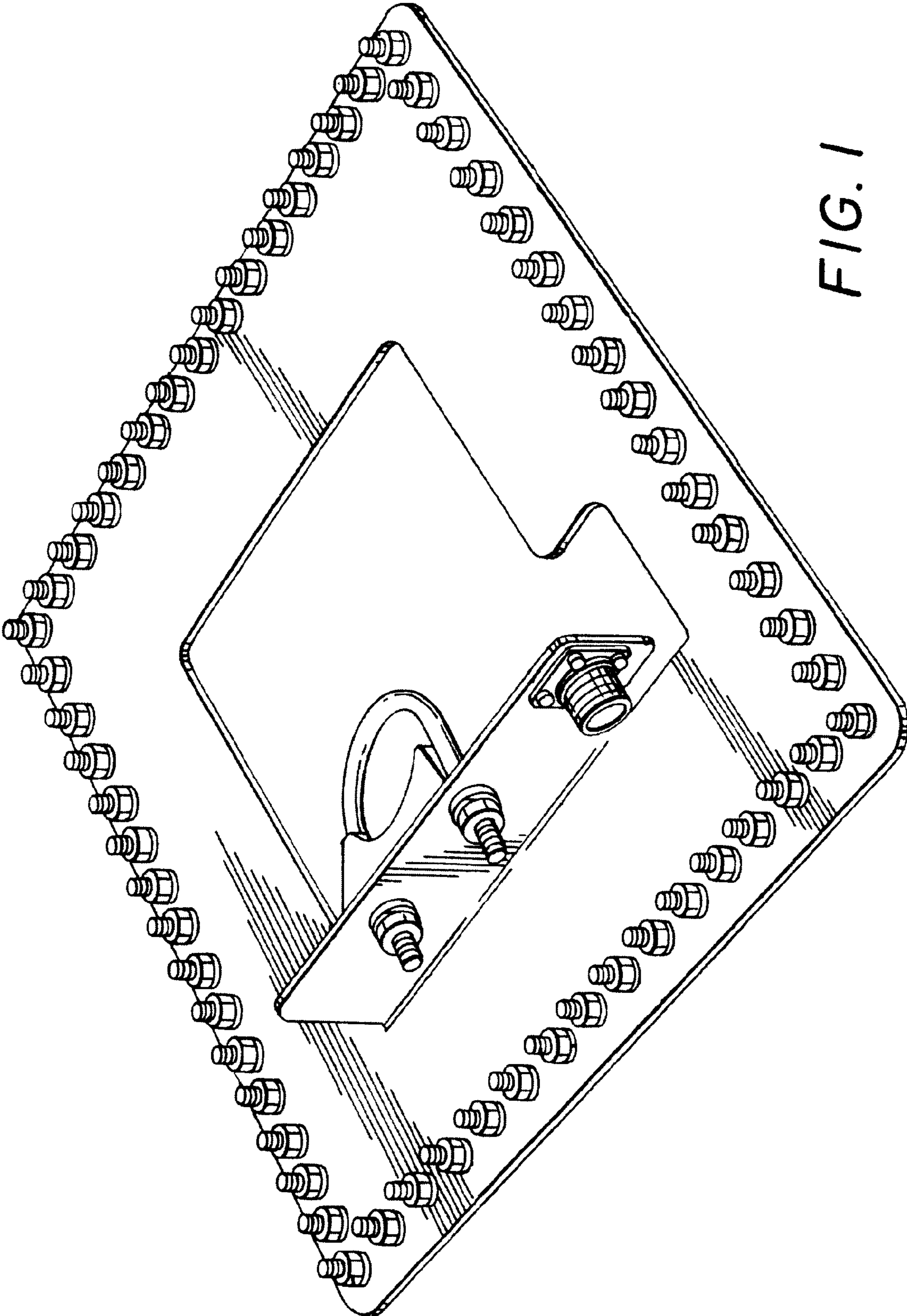
The ornamental design for an antenna radial plate, as shown
and described.

DESCRIPTION

FIG. 1 is a top, right side, front perspective view of an
antenna radial plate showing my new design; and,
FIG. 2 is a top, left side, rear perspective view thereof.

1 Claim, 2 Drawing Sheets





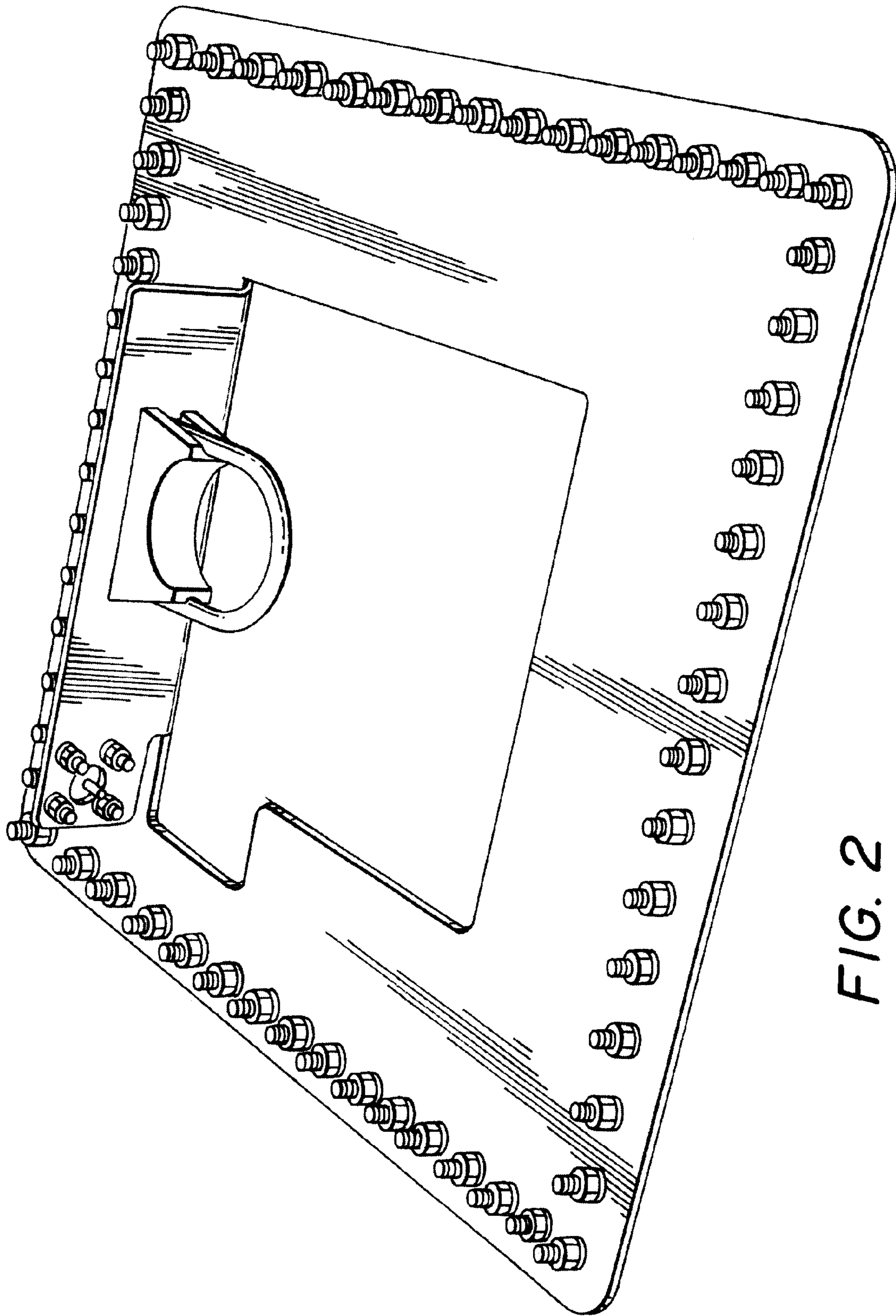


FIG. 2