



US00D533149S

(12) **United States Design Patent** (10) **Patent No.:** **US D533,149 S**  
**Inoue** (45) **Date of Patent:** **\*\* Dec. 5, 2006**

(54) **TELEVISION RECEIVER**  
(75) Inventor: **Takashi Inoue**, Ikoma (JP)  
(73) Assignee: **Matsushita Electric Industrial Co., Ltd.**, Osaka (JP)  
(\*\*) Term: **14 Years**

D458,236 S 6/2002 Bong et al.  
D458,237 S 6/2002 Niitsu  
D460,425 S \* 7/2002 Joe ..... D14/126  
D472,532 S \* 4/2003 Niitsu ..... D14/126  
D476,632 S 7/2003 Inoue et al.  
D486,825 S \* 2/2004 Shiota et al. .... D14/374  
D500,991 S \* 1/2005 Niitsu ..... D14/126

(21) Appl. No.: **29/203,292**  
(22) Filed: **Apr. 13, 2004**  
(30) **Foreign Application Priority Data**

Dec. 25, 2003 (JP) ..... 2003-38127

(51) **LOC (8) Cl.** ..... **14-03**  
(52) **U.S. Cl.** ..... **D14/126**  
(58) **Field of Classification Search** ..... D14/125-134,  
D14/371, 374, 375, 376, 492, 361-363, 365,  
D14/496, 242, 299, 135, 136, 239; 345/156,  
345/168, 87, 104, 133; 312/7.2, 208.1, 223.2,  
312/7.1; 348/836, 838, 180, 184, 325, 739,  
348/10, 460, 706; 341/12; 248/917-924;  
361/690-696; 455/6.1, 6.2  
See application file for complete search history.

**FOREIGN PATENT DOCUMENTS**

JP D743875 9/1988  
JP D970972 12/1996  
JP D1007923 4/1998  
JP D1010556 5/1998  
JP D1010557 5/1998  
JP D1066090 4/2000  
JP D1076470 6/2000  
JP D1078664 7/2000  
JP D1170170 4/2003

**OTHER PUBLICATIONS**

Frontgate.com catalog dated 2001 p. 9.\*  
\* cited by examiner

*Primary Examiner*—Raphael Barkai  
*Assistant Examiner*—Randall H. Gholson  
(74) *Attorney, Agent, or Firm*—Brinks Hofer Gilson & Lione

(56) **References Cited**

**U.S. PATENT DOCUMENTS**

D354,743 S 1/1995 Vieira  
D382,259 S 8/1997 Nagai et al.  
D392,628 S 3/1998 Hayashi  
D394,248 S 5/1998 Duan  
D395,453 S 6/1998 Kawasaki et al.  
D395,454 S 6/1998 Hayashi  
D396,222 S 7/1998 Morgan et al.  
D398,911 S 9/1998 Lin  
D400,524 S \* 11/1998 Takami et al. .... D14/126  
D403,309 S 12/1998 Takemasa et al.  
D417,659 S 12/1999 Takemasa  
D424,068 S 5/2000 Takemasa  
D434,738 S 12/2000 Takemasa  
D454,845 S 3/2002 Niitsu  
D457,864 S \* 5/2002 Bong et al. .... D14/126

(57) **CLAIM**

I claim the ornamental design for a television receiver, as shown and described.

**DESCRIPTION**

FIG. 1 is a top perspective view of a television receiver of the present invention;  
FIG. 2 is a top view thereof;  
FIG. 3 is a front view thereof;  
FIG. 4 is a first side view thereof;  
FIG. 5 is a second side view thereof;  
FIG. 6 is a bottom view thereof; and,  
FIG. 7 is a rear view thereof.

**1 Claim, 4 Drawing Sheets**

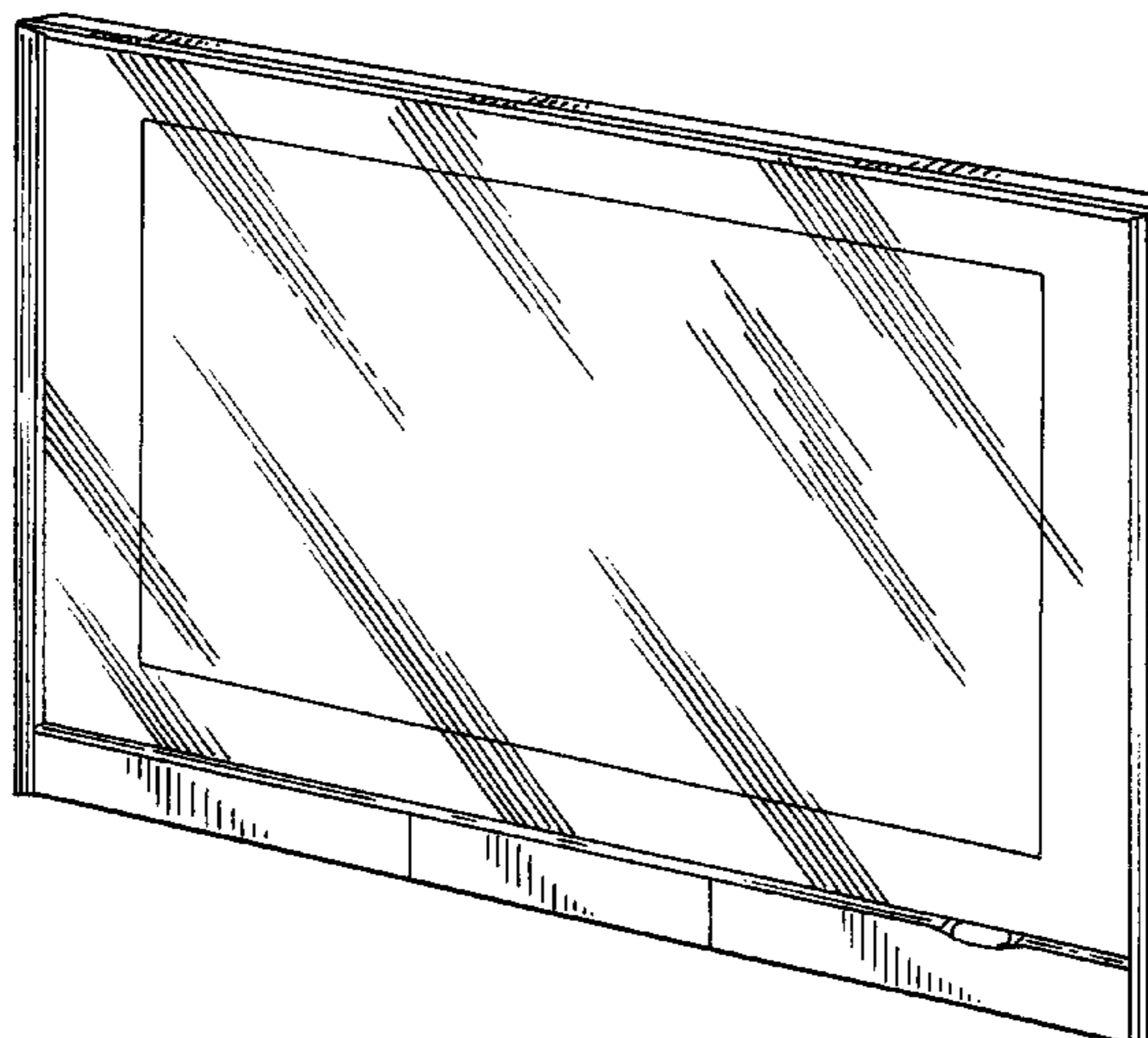


FIG. 1

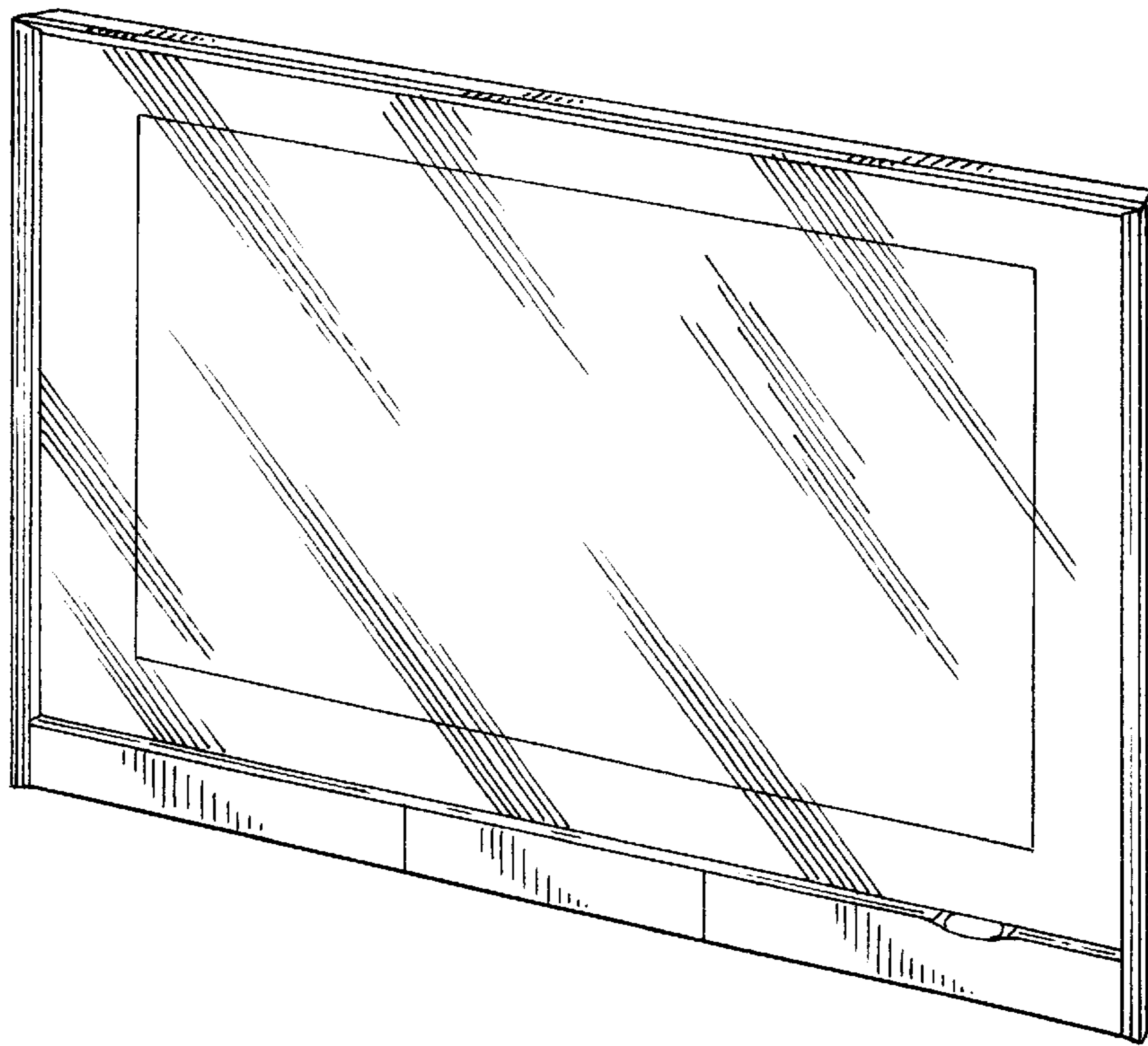


FIG. 2

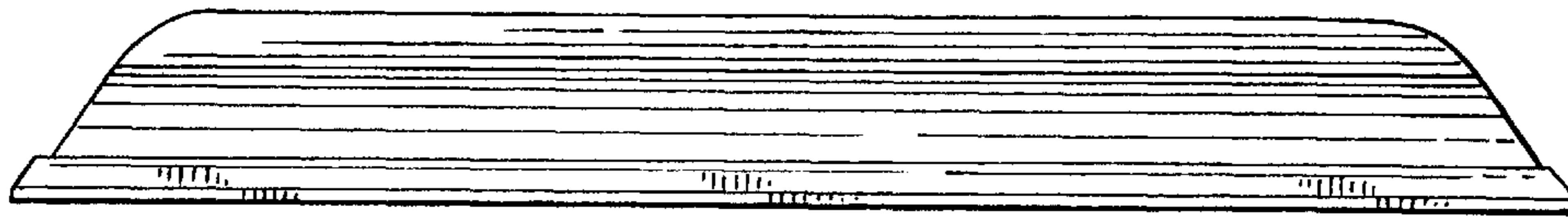


FIG. 3

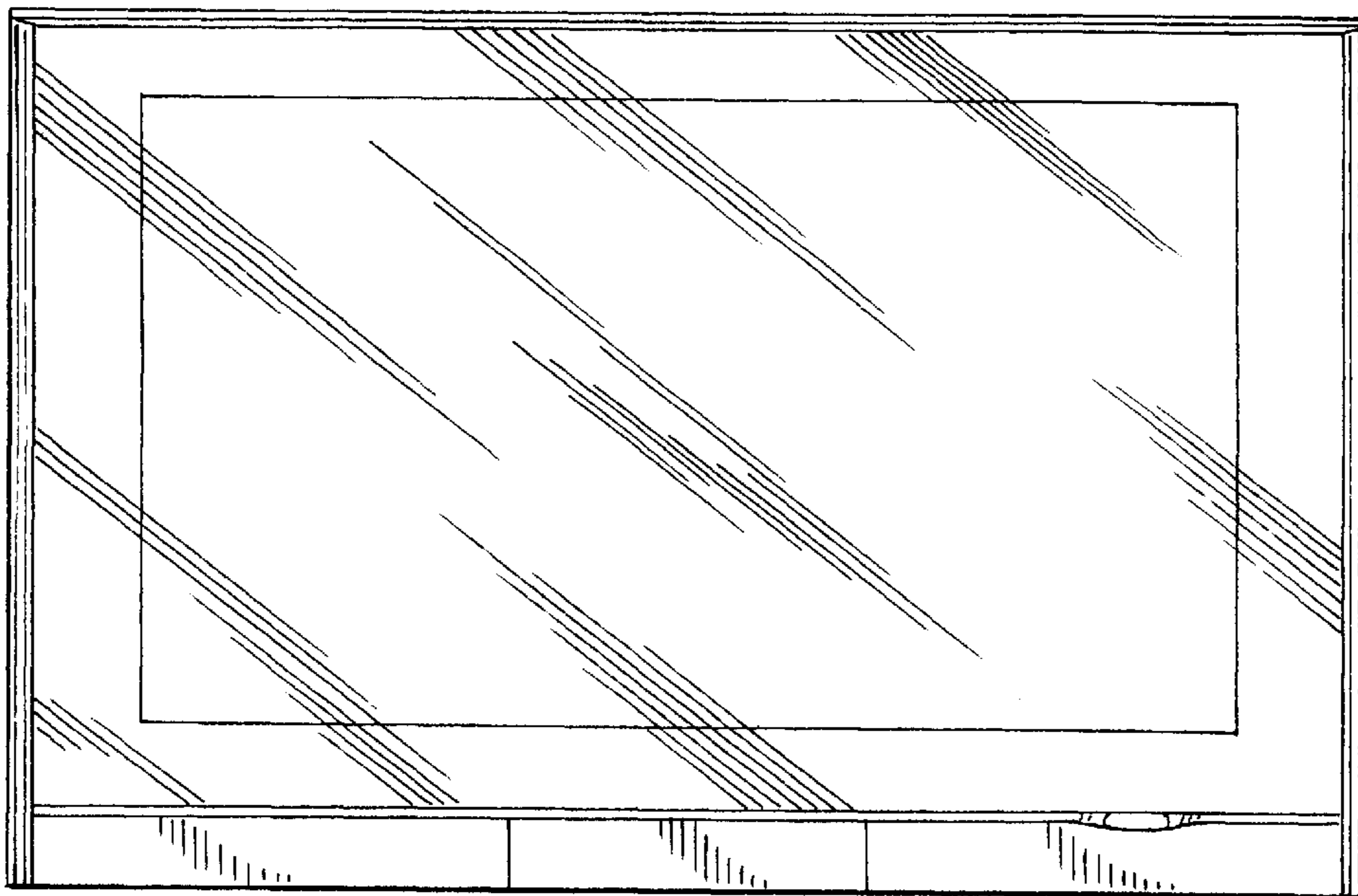


FIG. 4



FIG. 5




FIG. 6



FIG. 7

