



US00D533147S

(12) **United States Design Patent**
Chiu et al.

(10) **Patent No.:** **US D533,147 S**

(45) **Date of Patent:** **** Dec. 5, 2006**

(54) **RECEIVING AND SENDING BOX OF TV WIRELESS**

(75) Inventors: **Chaucer Chiu**, Taipei (TW); **Alan Cheng**, Taipei (TW); **Caroline Zhang**, Taipei (TW)

(73) Assignee: **Inventec Corporation** (TW)

(**) Term: **14 Years**

(21) Appl. No.: **29/222,921**

(22) Filed: **Feb. 5, 2005**

(51) **LOC (8) Cl.** **14-03**

(52) **U.S. Cl.** **D14/125**

(58) **Field of Classification Search** D14/125,
D14/126, 299, 356, 361-363, 365, 496, 135,
D14/136, 239; 348/10, 460; 361/690-696;
312/208.1, 223.2

See application file for complete search history.

(56) **References Cited**

U.S. PATENT DOCUMENTS

- D265,989 S * 8/1982 Harris et al. D13/184
- D380,199 S * 6/1997 Beruscha et al. D14/125
- D386,456 S * 11/1997 Yukawa D12/588

- D402,641 S * 12/1998 Heijnen D13/184
- D407,393 S * 3/1999 Kazama D14/125
- D416,562 S * 11/1999 Larson et al. D14/242
- D437,849 S * 2/2001 Chen D14/355
- D471,541 S * 3/2003 Tomino et al. D14/240

* cited by examiner

Primary Examiner—Raphael Barkai

Assistant Examiner—Randall H. Gholson

(74) *Attorney, Agent, or Firm*—Peter F. Corless; Steven M. Jensen; Edwards Angell Palmer & Dodge LLP

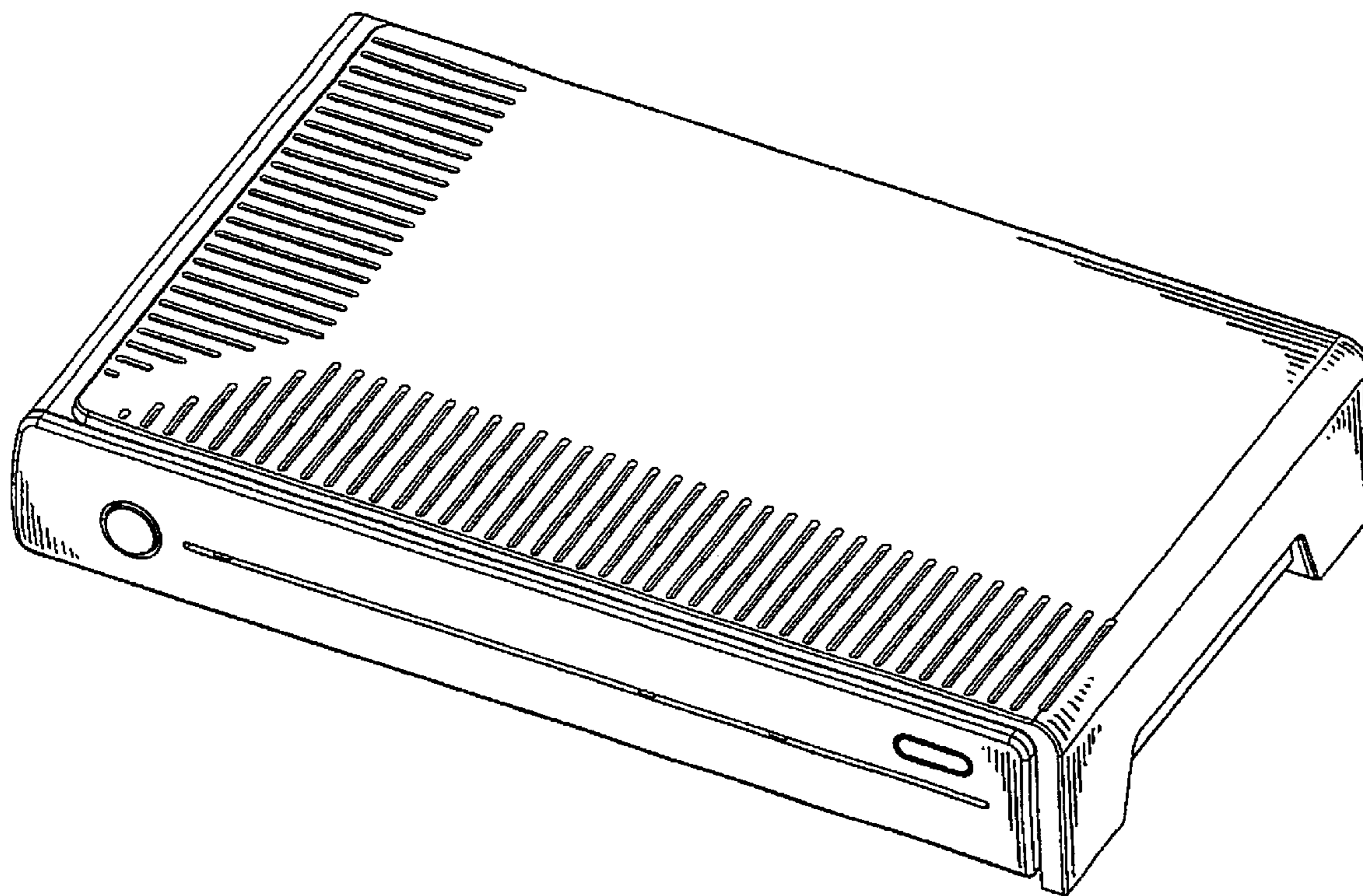
(57) **CLAIM**

The ornamental design for a receiving and sending box of TV wireless, as shown and described.

DESCRIPTION

FIG. 1 is a perspective view of receiving and sending box of TV wireless showing our new design; FIG. 2 is a front elevation view thereof; FIG. 3 is a rear elevation view thereof; FIG. 4 is a left side view thereof; FIG. 5 is a right side view thereof; FIG. 6 is a top plan view thereof; and, FIG. 7 is a bottom plan view thereof.

1 Claim, 4 Drawing Sheets



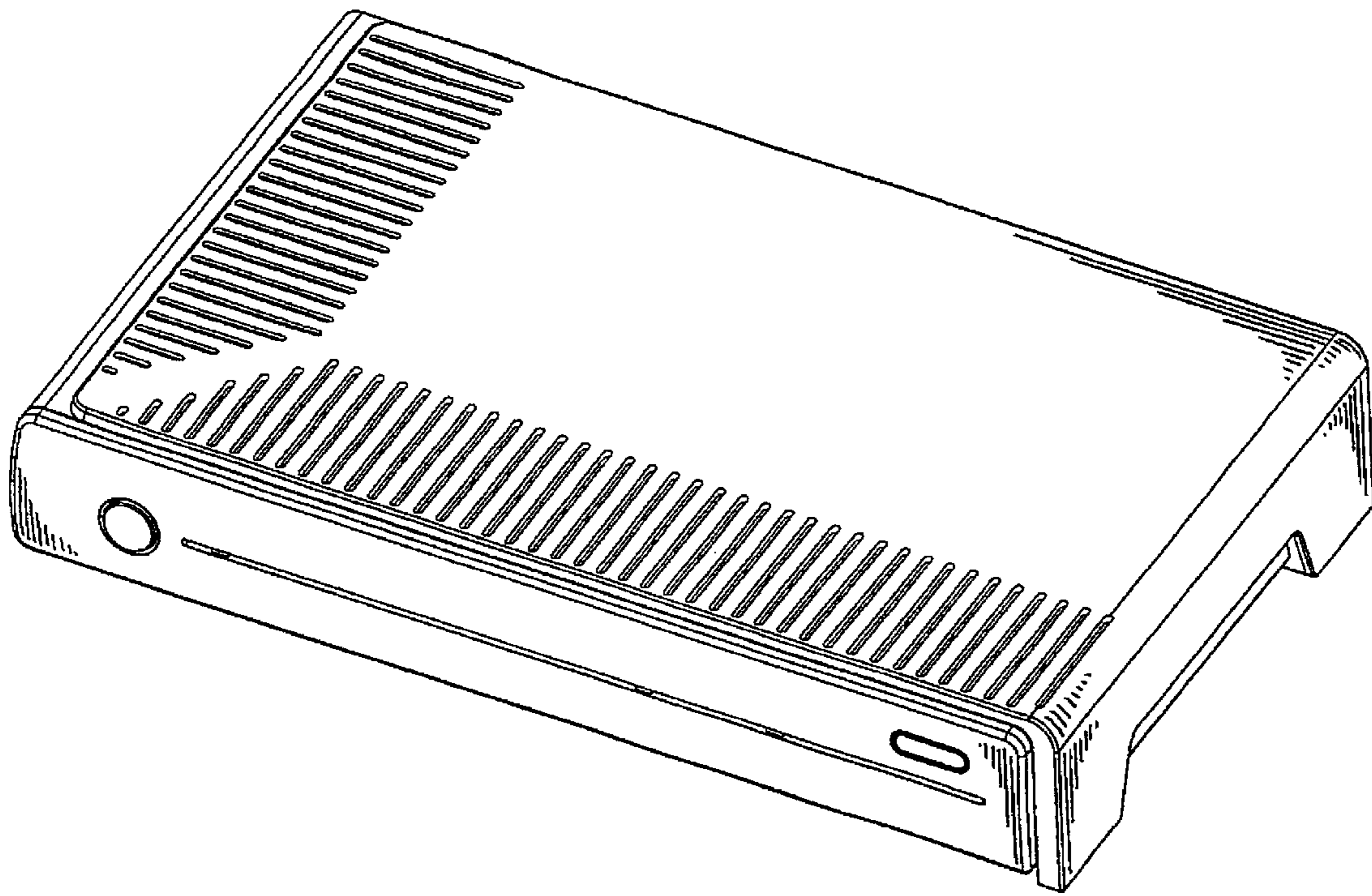


FIG. 1




FIG. 2

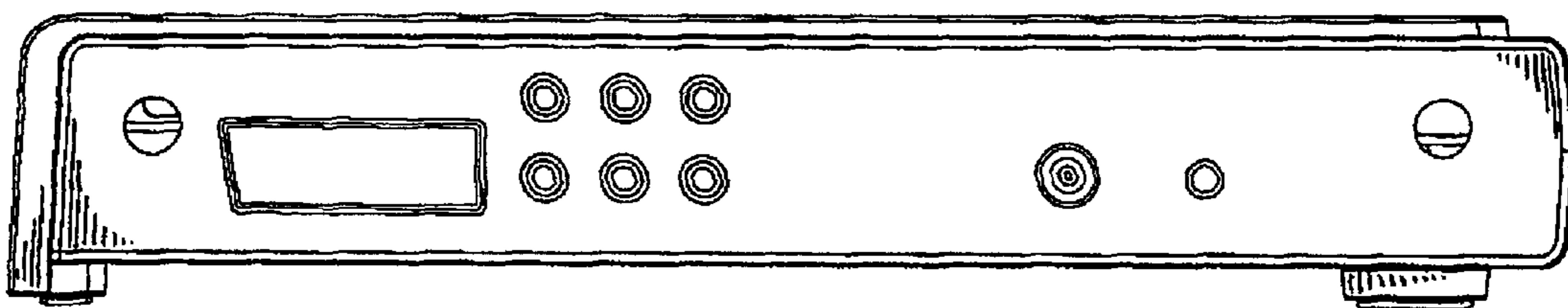


FIG. 3




FIG. 4




FIG. 5

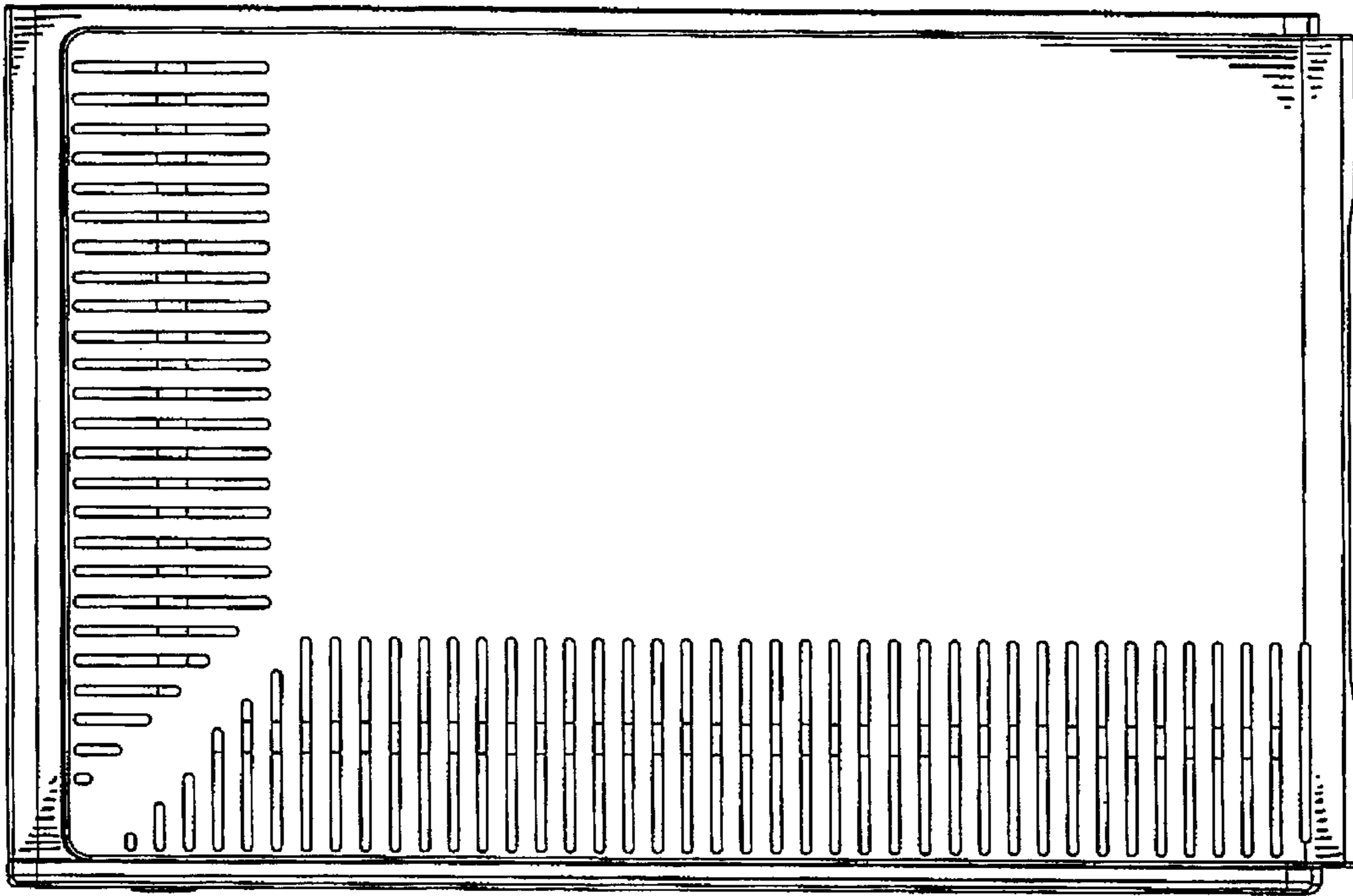


FIG. 6

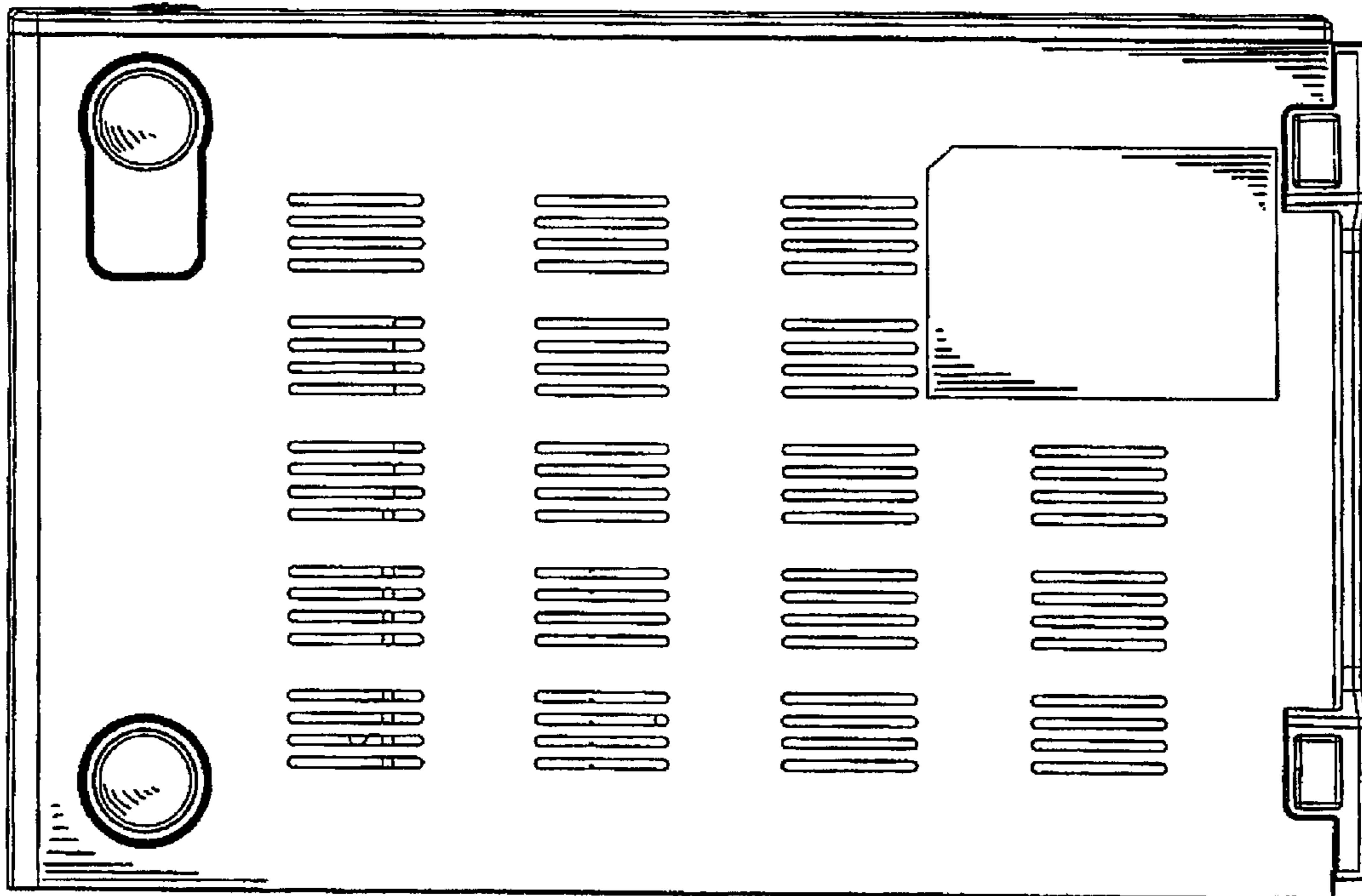


FIG. 7