



US00D533132S

(12) **United States Design Patent** (10) **Patent No.:** **US D533,132 S**
Fontaine et al. (45) **Date of Patent:** **** Dec. 5, 2006**

(54) **TIRE TREAD**

(75) Inventors: **Sebastien Willy Fontaine**, Burden (LU); **Sebastien Morin**, Bissen (LU); **Kenneth Jenner Powell**, Vaux-sur-Sure (BE); **Vincent Dominique Rion**, Rameldange (LU); **Michel Marguerite Walther Ghislan Constant**, Bastogne (BE); **Edouard Leon Hoffmann**, Kehmen (LU); **Marc Hubert**, Chatillon (BE)

(73) Assignee: **The Goodyear Tire & Rubber Company**, Akron, OH (US)

(**) Term: **14 Years**

(21) Appl. No.: **29/243,856**

(22) Filed: **Dec. 1, 2005**

(51) **LOC (8) Cl.** **12-15**

(52) **U.S. Cl.** **D12/588**

(58) **Field of Classification Search** D12/534, D12/537, 551, 552, 553, 554, 555, 556, 586, D12/587, 588, 589, 590, 591, 900; 152/209.1, 152/209.11, 209.13, 209.28
See application file for complete search history.

(56) **References Cited**

U.S. PATENT DOCUMENTS

D379,444 S 5/1997 Graas et al. D12/147
D402,243 S 12/1998 Heinen D12/147
D459,293 S * 6/2002 Baker et al. D12/556

6,505,661 B1 * 1/2003 Nakagawa et al. 152/209.15
D491,884 S * 6/2004 Abe D12/556
D492,245 S * 6/2004 Iga et al. D12/553
D492,642 S 7/2004 Heinen et al. D12/551
D504,387 S 4/2005 Welbes et al. D12/549

OTHER PUBLICATIONS

Bridgestone Dueler H/P Tire, 2004 Tread Design Guide, Jan. 2004, p. 12. 4/3.*

* cited by examiner

Primary Examiner—Robert M. Spear

(74) *Attorney, Agent, or Firm*—Richard B. O’Planick

(57) **CLAIM**

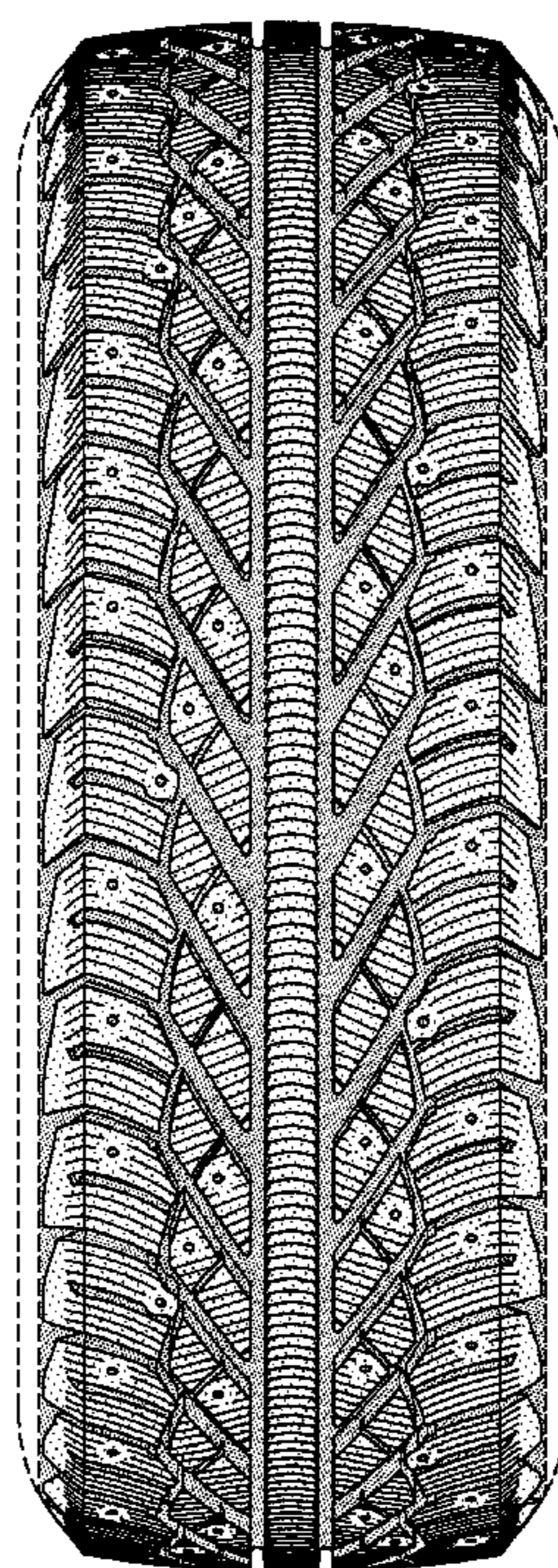
The ornamental Design for a tire tread, as shown and described.

DESCRIPTION

FIG. 1 is a perspective view of a tire tread showing our new design, it being understood that the pattern repeats uniformly throughout the circumference of the tread; FIG. 2 is a front elevational view thereof; FIG. 3 is a right side elevational view thereof; the opposite side elevational view being identical thereto; and, FIG. 4 is an enlarged fragmentary front elevational view thereof.

In the drawings, the broken lines defining the sidewall, inner bead and the peripheral boundary between the tire tread and the sidewall are for illustrative purposes only and form no part of the claimed design.

1 Claim, 4 Drawing Sheets



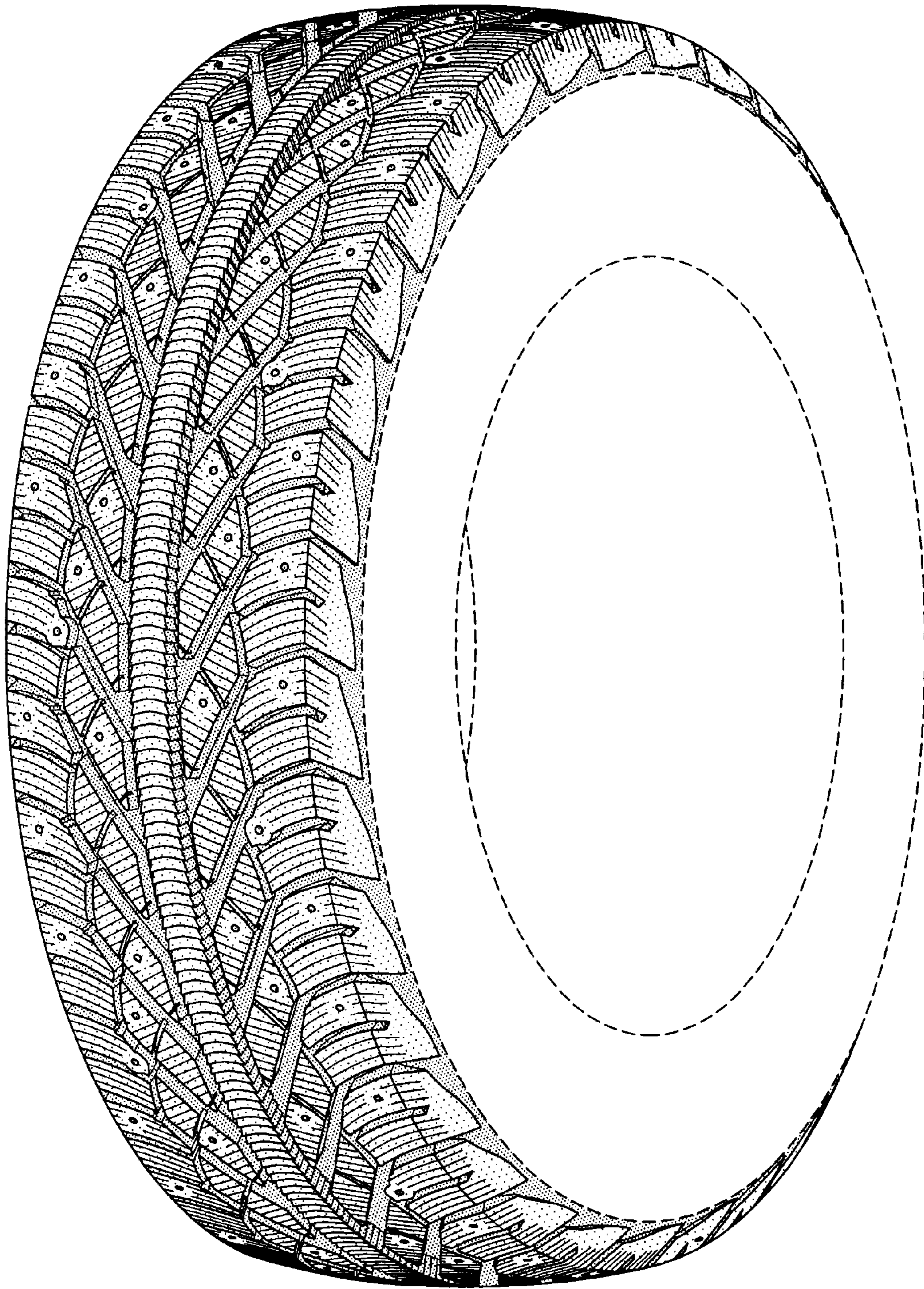


FIG-1

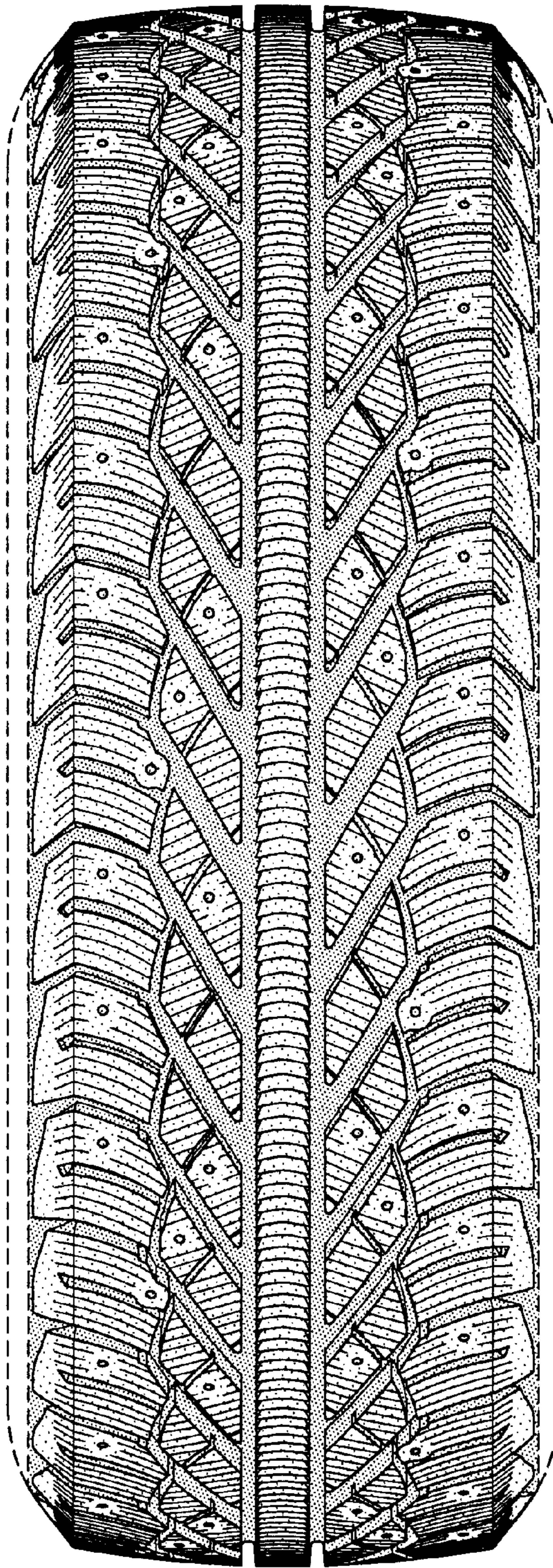


FIG-2

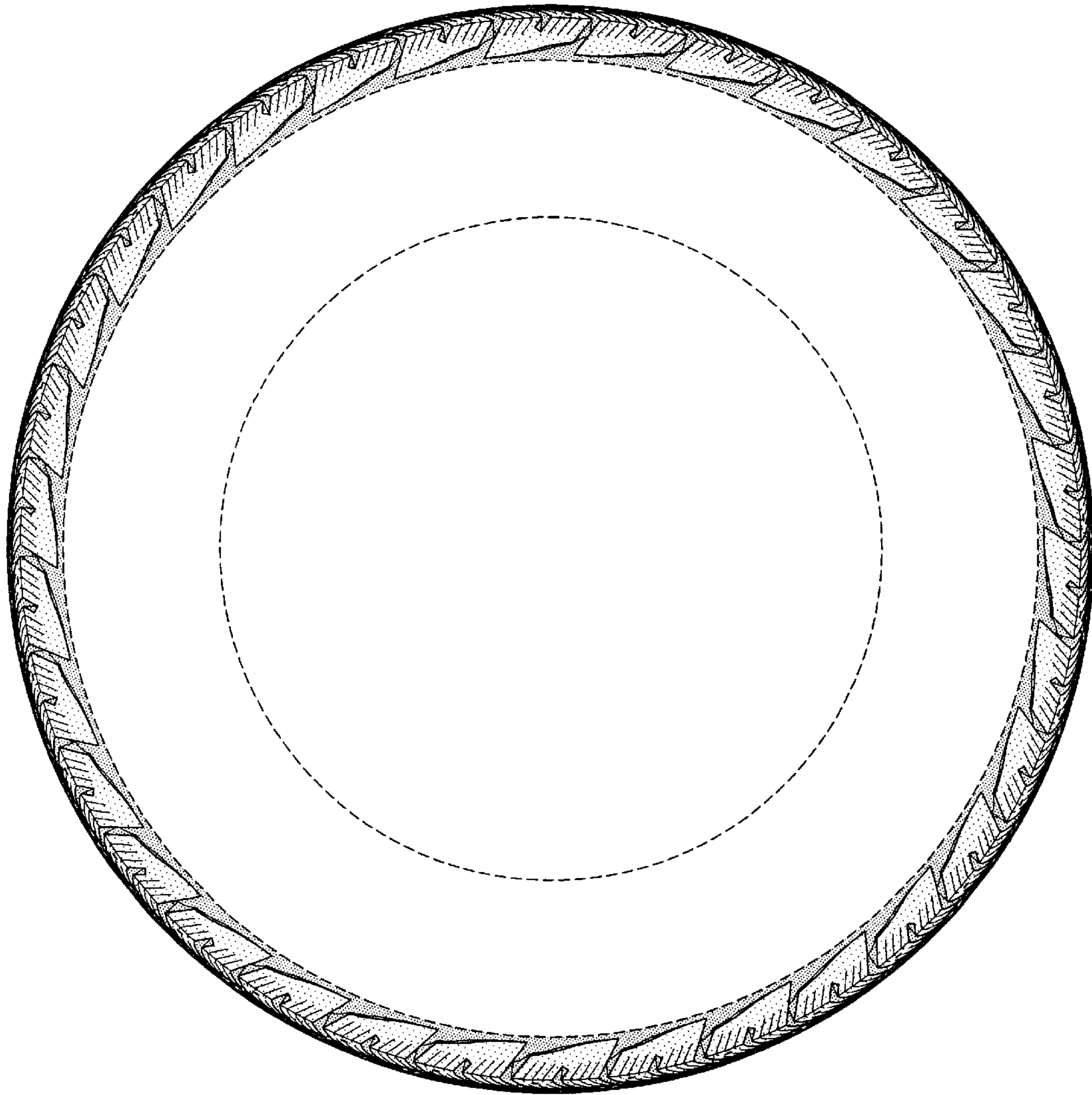


FIG-3

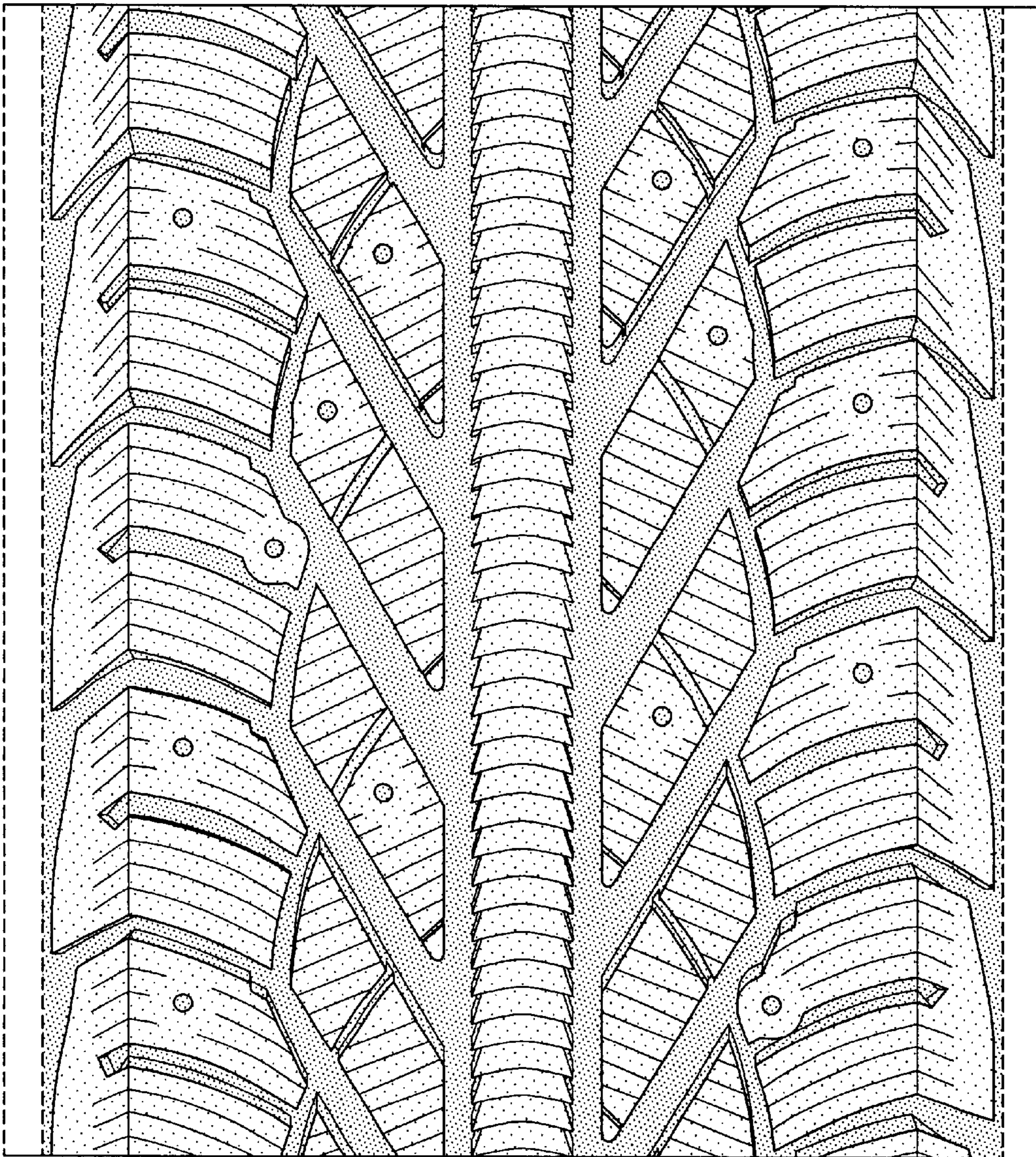


FIG-4