



US00D533115S

(12) **United States Design Patent**  
**Delamour**

(10) **Patent No.:** **US D533,115 S**

(45) **Date of Patent:** **\*\* Dec. 5, 2006**

(54) **TRUCK**

(75) **Inventor:** **Dominique Delamour**, Les Mesnuls (FR)

(73) **Assignee:** **R & D Industries**, Galluis (FR)

(\*\*) **Term:** **14 Years**

(21) **Appl. No.:** **29/224,618**

(22) **Filed:** **Mar. 7, 2005**

(30) **Foreign Application Priority Data**

Sep. 7, 2004 (EM) ..... 000225495-0001

(51) **LOC (8) Cl.** ..... **12-08**

(52) **U.S. Cl.** ..... **D12/93; D12/99**

(58) **Field of Classification Search** ..... D12/93,  
D12/97-99, 84; 296/181, 183; 180/89.1,  
180/89.16, 89.19

See application file for complete search history.

(56) **References Cited**

**U.S. PATENT DOCUMENTS**

D305,623 S \* 1/1990 Gallitzendoerfer et al. .. D12/84

D311,362 S \* 10/1990 Kuwata ..... D12/96  
D376,562 S \* 12/1996 Sealy et al. .... D12/84  
D430,067 S \* 8/2000 Hosomi ..... D12/93  
D442,888 S \* 5/2001 Papke et al. .... D12/84  
D464,449 S \* 10/2002 Yang ..... D26/28  
D466,837 S \* 12/2002 Buring et al. .... D12/93  
D491,844 S \* 6/2004 Poulin ..... D12/93  
D503,126 S \* 3/2005 Papke et al. .... D12/84

\* cited by examiner

*Primary Examiner*—Melody N. Brown

(74) *Attorney, Agent, or Firm*—Young & Thompson

(57) **CLAIM**

The ornamental design for a truck, as shown.

**DESCRIPTION**

FIG. 1 is a front elevational view for a truck, showing my new design;

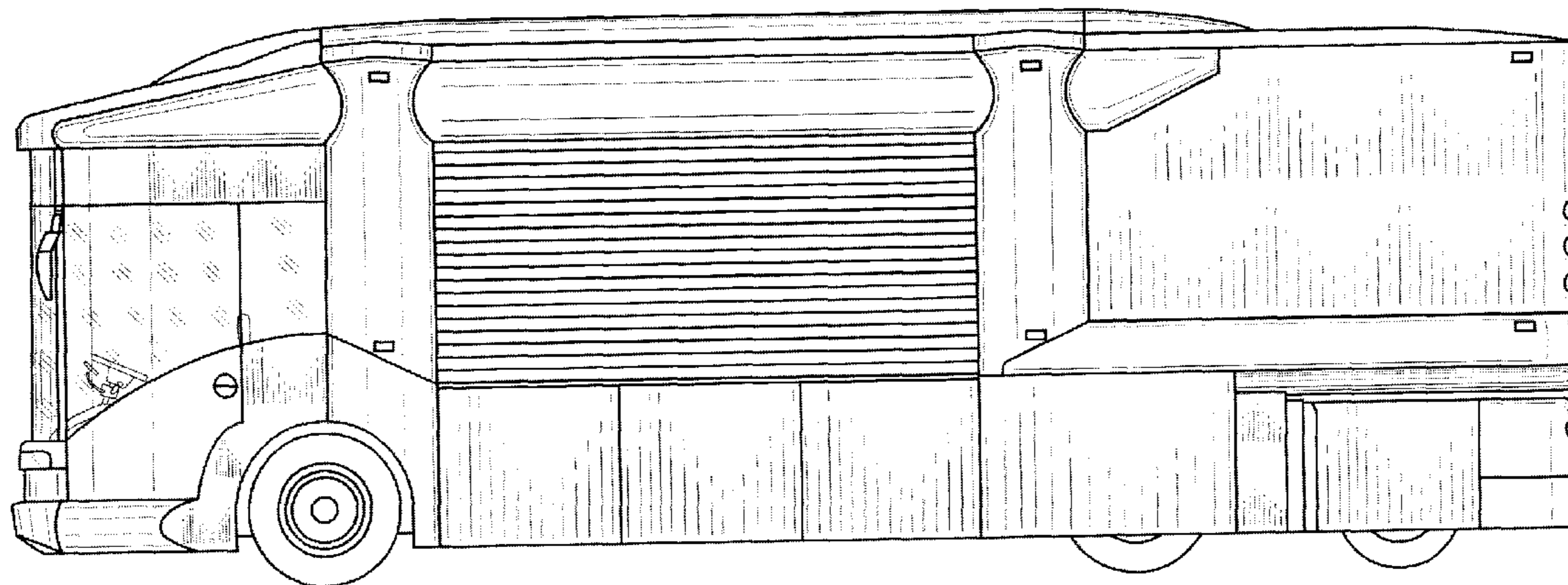
FIG. 2 is a rear elevational view thereof;

FIG. 3 is a top plan view thereof;

FIG. 4 is a view thereof from the right of FIG. 2; and,

FIG. 5 is a view thereof from the left of FIG. 2.

**1 Claim, 5 Drawing Sheets**






FIG. 1

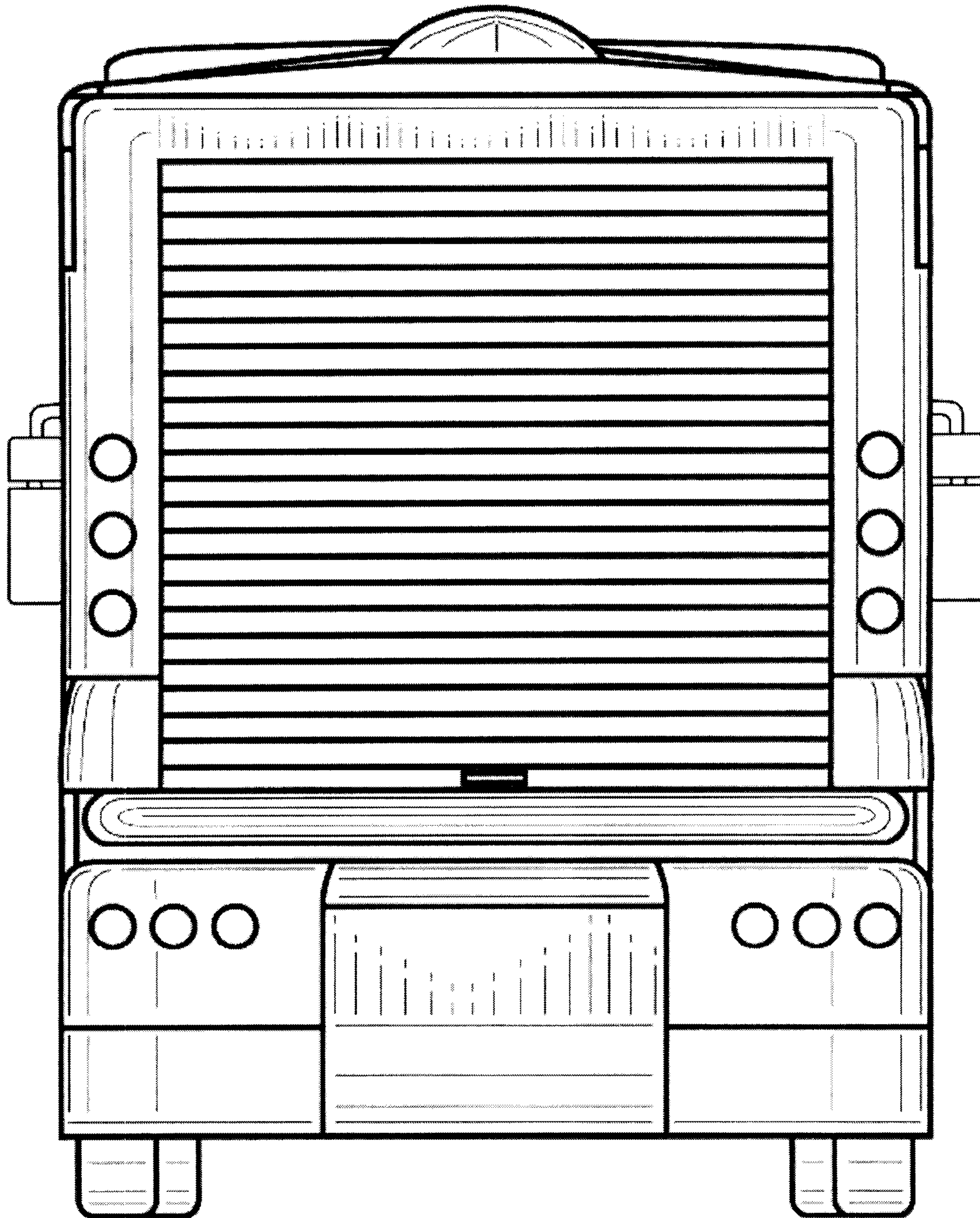


FIG. 2

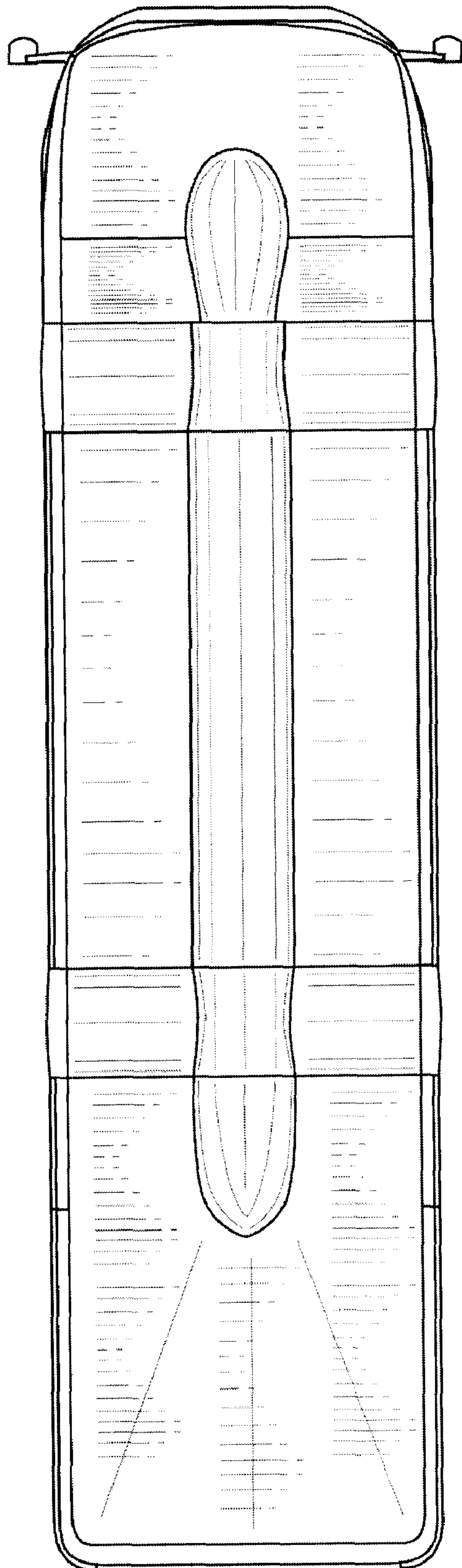


FIG. 3

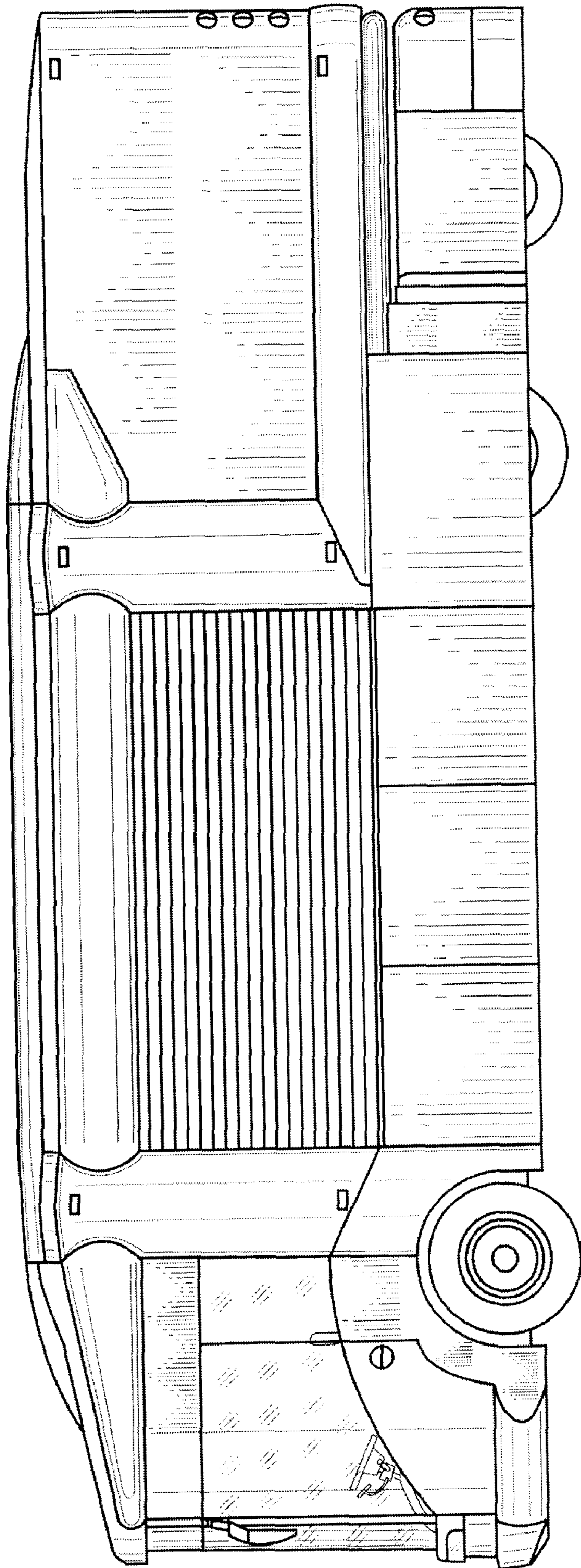


FIG. 4

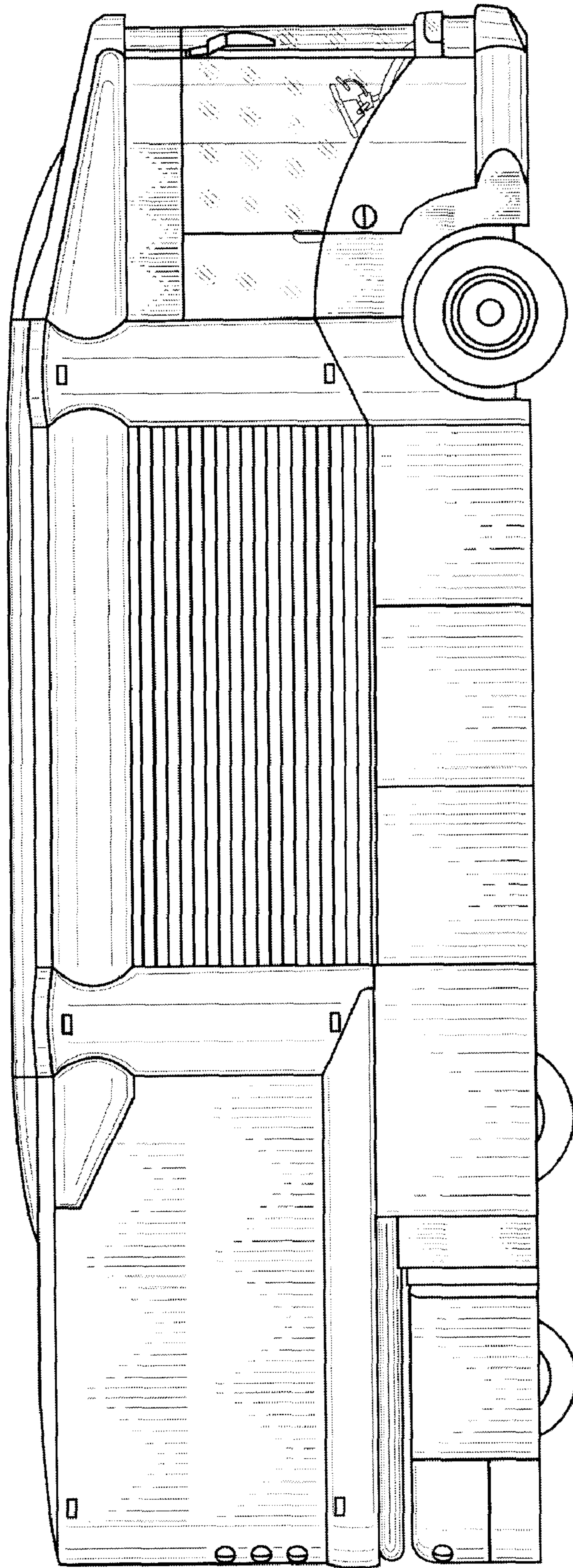


FIG. 5