



US00D533111S

(12) **United States Design Patent**
Taddia

(10) **Patent No.:** **US D533,111 S**

(45) **Date of Patent:** **** Dec. 5, 2006**

(54) **FLAG SUPPORT STAND**

(76) **Inventor:** **Frank Taddia**, 244 Palomar St., #B 11,
Chula Vista, CA (US) 91911

(**) **Term:** **14 Years**

(21) **Appl. No.:** **29/197,641**

(22) **Filed:** **Jan. 20, 2004**

(51) **LOC (8) Cl.** **11-05**

(52) **U.S. Cl.** **D11/181**

(58) **Field of Classification Search** D11/165-168,
D11/181-183; 116/173-175; 248/519, 538
See application file for complete search history.

(56) **References Cited**

U.S. PATENT DOCUMENTS

1,631,566	A	*	6/1927	Walton	116/173
2,906,234	A	*	9/1959	Scott	116/173
D271,190	S	*	11/1983	Dostourian	D11/181
4,554,885	A		11/1985	Burny, Jr.		
5,267,524	A		12/1993	Maxwell		
5,291,849	A	*	3/1994	Zeitler	116/174
5,402,746	A		4/1995	Deschamps		
5,522,342	A	*	6/1996	Chen-Chao	116/174

D385,508	S	*	10/1997	Regier	D11/181
5,943,980	A	*	8/1999	Huang	116/174
6,293,221	B1		9/2001	Kinahan		
D464,912	S	*	10/2002	Powell	D11/166
6,530,338	B1		3/2003	Okumura et al.		
2002/0073914	A1		6/2002	Kinahan		
2002/0178998	A1	*	12/2002	Okumura	116/174

* cited by examiner

Primary Examiner—Louis S. Zarfaz

Assistant Examiner—Anhdao Doan

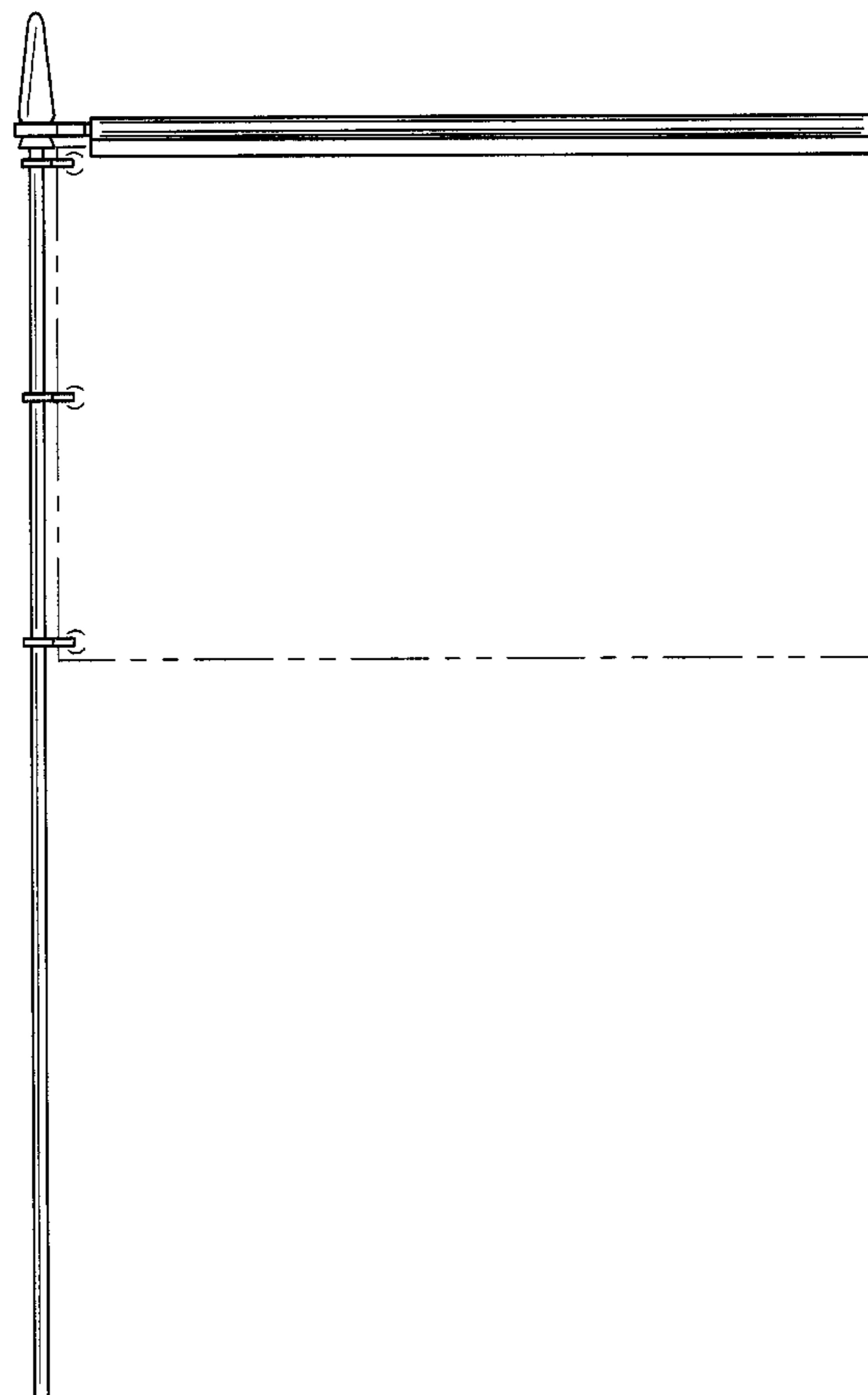
(57) **CLAIM**

The ornamental design for a flag support stand, as shown and described.

DESCRIPTION

FIG. 1 is a side elevational view of a flag support stand showing my new design; FIG. 2 is a rear elevational view thereof; FIG. 3 is a front elevational view thereof; FIG. 4 is a top plan view thereof; and, FIG. 5 is a bottom plan view thereof. The broken line showing in FIG. 1 is for illustrative purposes only and forms no part of the claimed design.

1 Claim, 3 Drawing Sheets






FIG. 1



FIG. 2

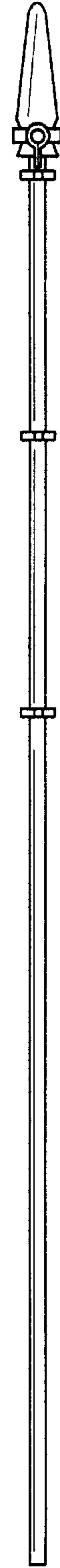


FIG. 3

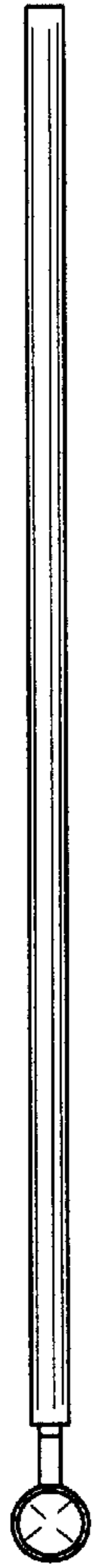


FIG. 4



FIG. 5