



US00D533108S

(12) **United States Design Patent**
Nass

(10) **Patent No.:** **US D533,108 S**
(45) **Date of Patent:** **** Dec. 5, 2006**

(54) **DECORATIVE PLANTER BOX REPLICA**

(76) Inventor: **Thomas O. Nass**, 5 Birty Ct.,
Sacramento, CA (US) 95826

(**) Term: **14 Years**

(21) Appl. No.: **29/239,032**

(22) Filed: **Sep. 26, 2005**

(51) **LOC (8) Cl.** **11-02**

(52) **U.S. Cl.** **D11/155**

(58) **Field of Classification Search** D11/142-149,
D11/152-156; D6/553, 556; D7/503, 509,
D7/514, 560, 564, 565, 571-581, 603; D9/516,
D9/549, 557-561, 600, 601, 643, 644, 653,
D9/655-664, 669; D19/20, 25, 34.1, 75,
D19/77, 81, 84; D26/9, 11; D34/1; D99/17,
D99/19, 29, 33; 47/41.01, 41.1, 65.5, 66.1,
47/66.6, 66.7, 67, 69, 72; 215/376, 382, 387;
220/568, 574

See application file for complete search history.

(56) **References Cited**

U.S. PATENT DOCUMENTS

1,433,043	A	10/1922	Shrauger	
1,597,380	A	8/1926	Krgssik	
D91,821	S *	3/1934	Guild	D26/9
D115,561	S *	7/1939	Lee	D20/10
D137,050	S *	1/1944	Hill	D11/155
D164,745	S *	10/1951	Treiss, Jr.	D11/155
2,686,988	A	8/1954	Garber	
D266,913	S *	11/1982	Hazelton	D11/147
D268,847	S *	5/1983	Hollister et al.	D19/20
D318,292	S *	7/1991	Duncan	D19/20
5,078,093	A *	1/1992	Flaherty	119/256

D355,791	S *	2/1995	Briley	D6/553
D357,704	S *	4/1995	Wolff	D19/75
5,664,367	A	9/1997	Huang	
D394,910	S *	6/1998	Volker	D26/9
D441,546	S *	5/2001	Harwanko	D6/300
D442,761	S *	5/2001	Cavero et al.	D99/33
D449,074	S *	10/2001	Andujar	D19/75
6,978,575	B1 *	12/2005	Bradley	47/66.1
2001/0042342	A1 *	11/2001	LaMear	47/66.1

FOREIGN PATENT DOCUMENTS

FR 2693893 1/1994

* cited by examiner

Primary Examiner—Robert M. Spear
Assistant Examiner—Garth Rademaker
(74) *Attorney, Agent, or Firm*—Richard C. Litman

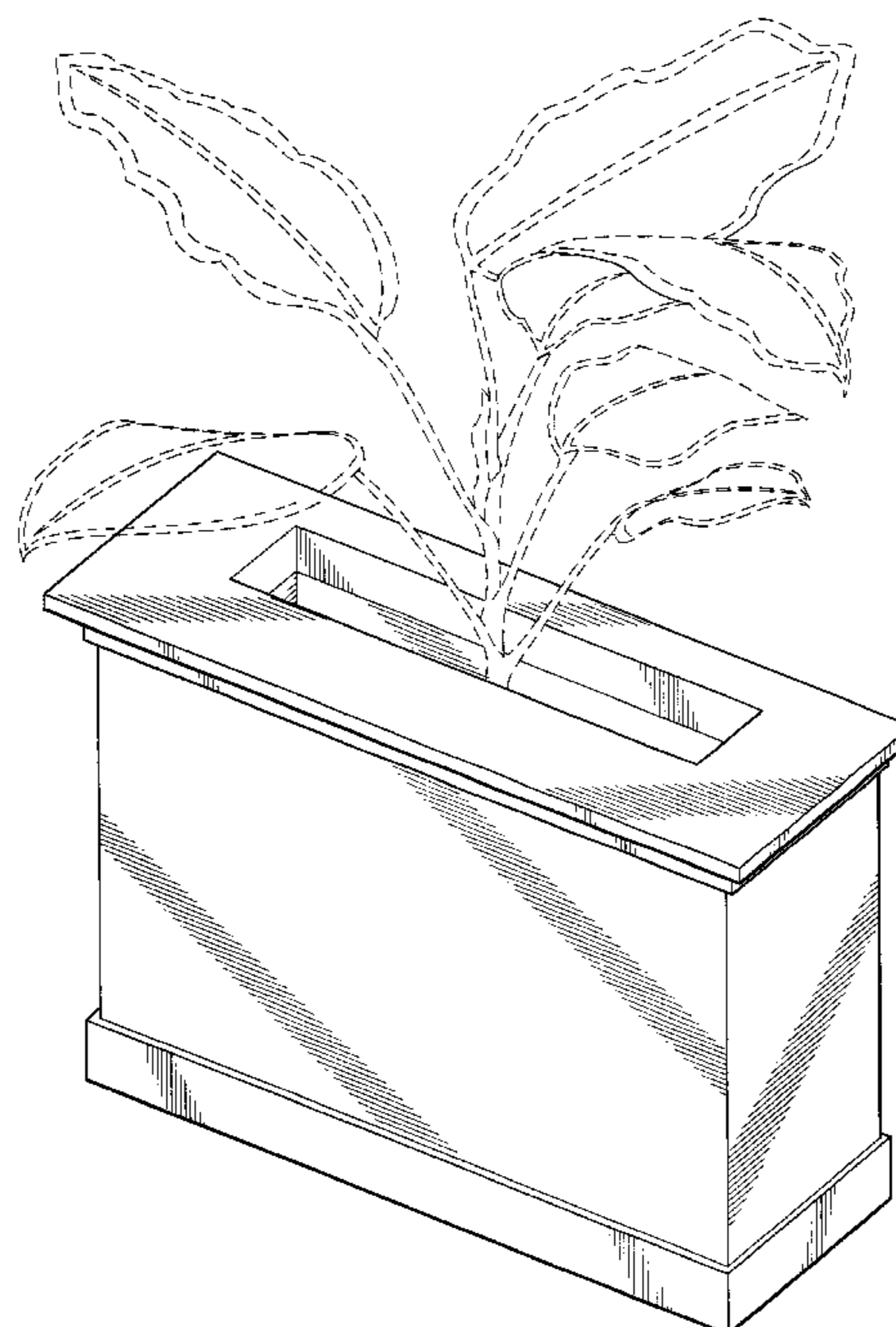
(57) **CLAIM**

The ornamental design for a decorative planter box replica,
as shown and described.

DESCRIPTION

FIG. 1 is a perspective view of a decorative planter box replica showing my new design;
FIG. 2 is a front elevational view thereof;
FIG. 3 is a rear elevational view thereof;
FIG. 4 is a right side elevational view with the left side being a mirror image thereof;
FIG. 5 is a top view thereof; and,
FIG. 6 is a bottom view thereof.
The broken line showing of the plant in FIGS. 1 and 2 is for illustrative purposes only and forms no part of the claimed design.

1 Claim, 5 Drawing Sheets






Fig. 1




Fig. 2

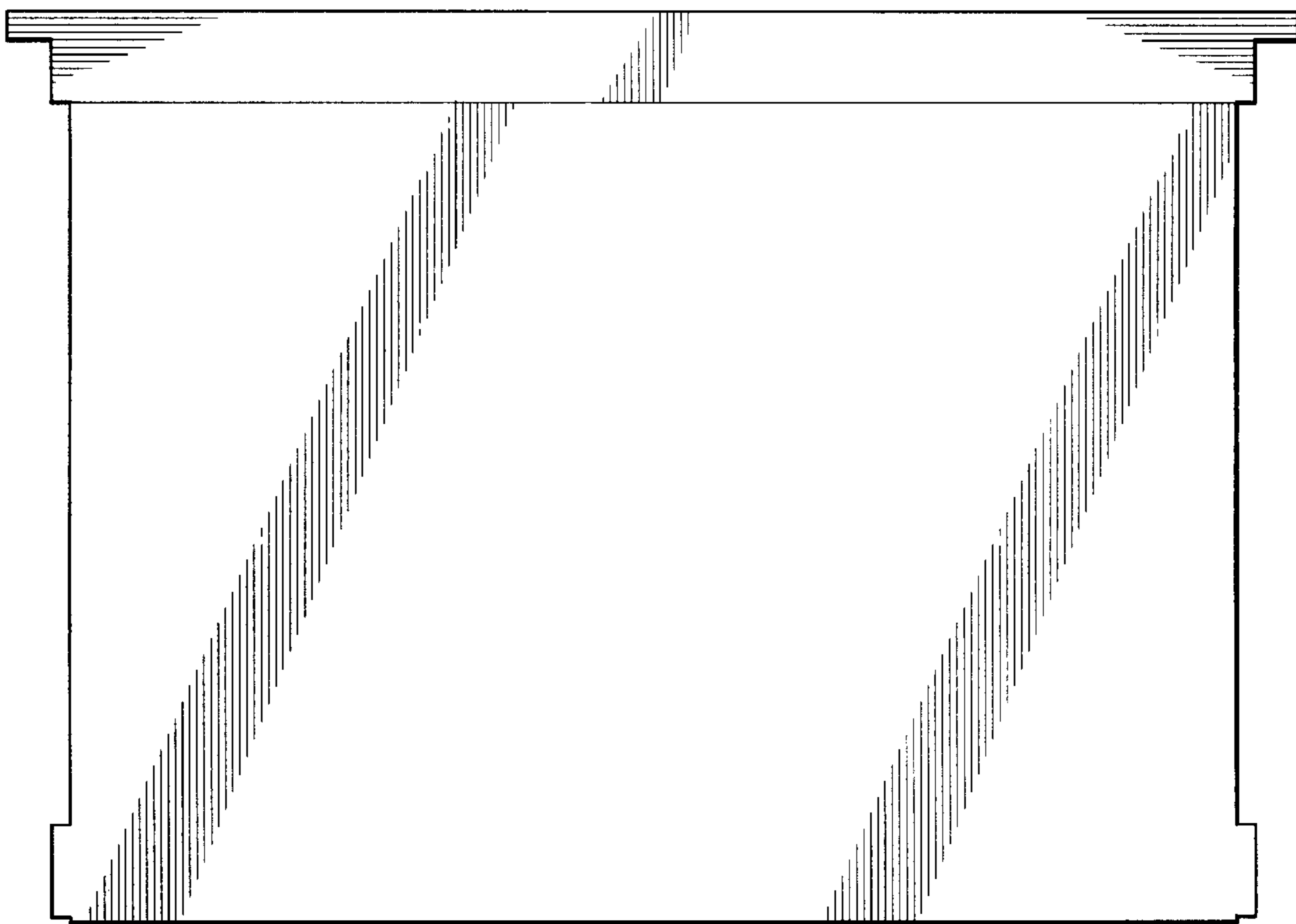


Fig. 3




Fig. 4




Fig. 5

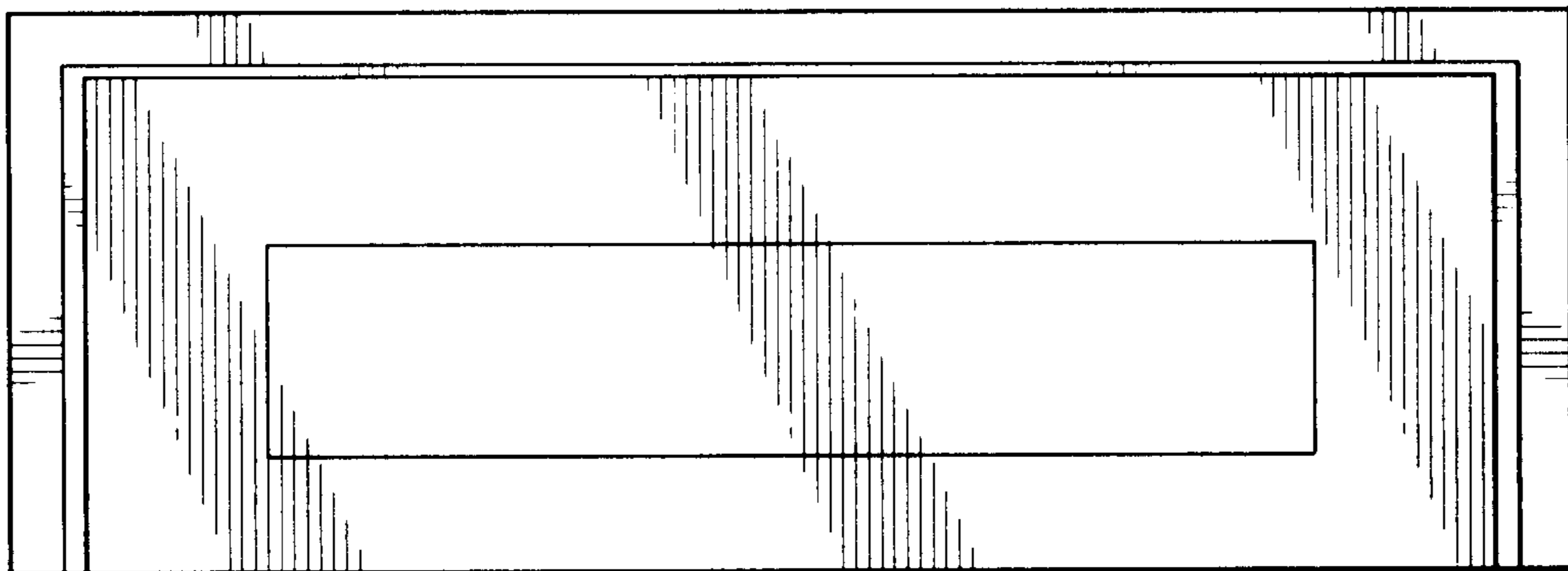


Fig. 6