



US00D533094S

(12) **United States Design Patent**  
**Sieber**

(10) **Patent No.:** **US D533,094 S**  
(45) **Date of Patent:** **\*\* Dec. 5, 2006**

(54) **MEASURING DEVICE**  
(75) Inventor: **Stephen C Sieber**, Burtonsville, MD (US)  
(73) Assignee: **Westmark International, Inc.**, Burtonsville, MD (US)  
(\*\*) Term: **14 Years**  
(21) Appl. No.: **29/230,833**  
(22) Filed: **May 27, 2005**  
(51) **LOC (8) Cl.** ..... **10-04**  
(52) **U.S. Cl.** ..... **D10/71**  
(58) **Field of Classification Search** ..... D10/71;  
2/312, 742, 325; 33/2 R, 15, 514.2, 561.3,  
33/759, 452-464, 474-481; 600/587  
See application file for complete search history.

(56) **References Cited**

**U.S. PATENT DOCUMENTS**

4,742 A	9/1846	Acton	
167,957 A	9/1875	Ullrich	
277,453 A	* 5/1883	Brolly	33/2 R
460,282 A	9/1891	Smith	
734,279 A	7/1903	O'Donnell et al.	
846,461 A	3/1907	Enges	
988,683 A	4/1911	Wurtzel	
1,042,063 A	* 10/1912	Wendorf	33/2 R
1,069,086 A	* 7/1913	Johnson	33/2 R
1,079,333 A	11/1913	Goldberger	
1,096,975 A	5/1914	Watters	

1,248,035 A	11/1917	Taylor	
1,262,376 A	4/1918	Moyer	
1,339,896 A	5/1920	Kemper	
1,414,481 A	5/1922	Moe	
1,521,054 A	12/1924	Sniegocki	
2,205,626 A	6/1940	Mason	
3,685,155 A	8/1972	Oblander	
4,651,427 A	3/1987	Perry	
4,730,646 A	3/1988	Traub	
D295,149 S	* 4/1988	Markin	..... D10/70
4,868,990 A	9/1989	Steinberg	
4,875,296 A	10/1989	Holzmeister et al.	
6,640,460 B1	11/2003	Nabarro et al.	

\* cited by examiner

*Primary Examiner*—Antoine D. Davis

(74) *Attorney, Agent, or Firm*—Berenato, White & Stavish

(57) **CLAIM**

The ornamental design for a measuring device, as shown and described.

**DESCRIPTION**

FIG. 1 is a top view of a measuring device according to an embodiment of the invention.

FIG. 2 is an enlargement of a portion of the view depicted in FIG. 1.

FIG. 3 is an end view of the measuring device of FIG. 1.

FIG. 4 is bottom view of the measuring device of FIG. 1; and,

FIG. 5 is an enlargement of a portion of the view depicted in FIG. 4.

**1 Claim, 4 Drawing Sheets**




Fig. 1

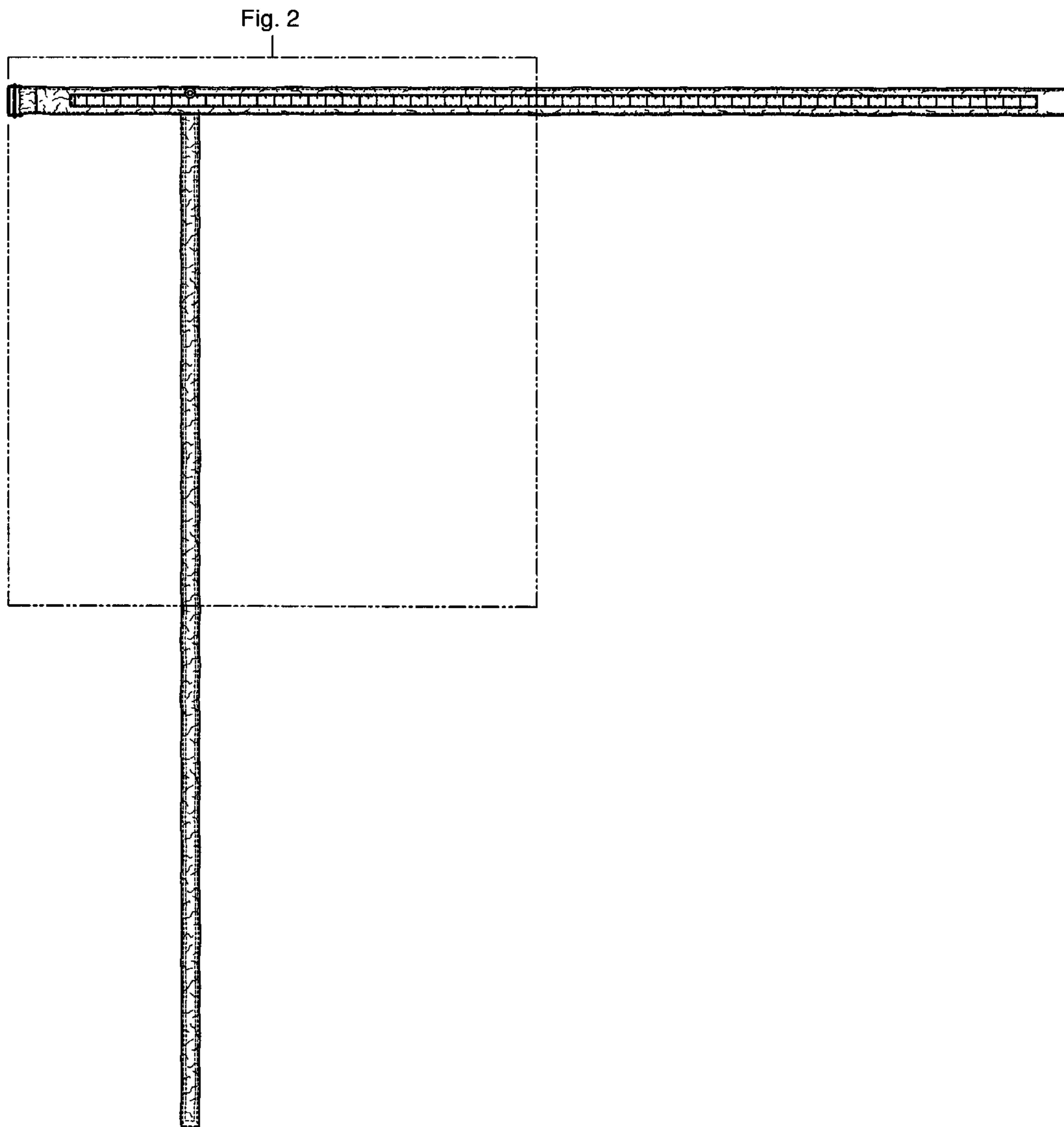


Fig. 2

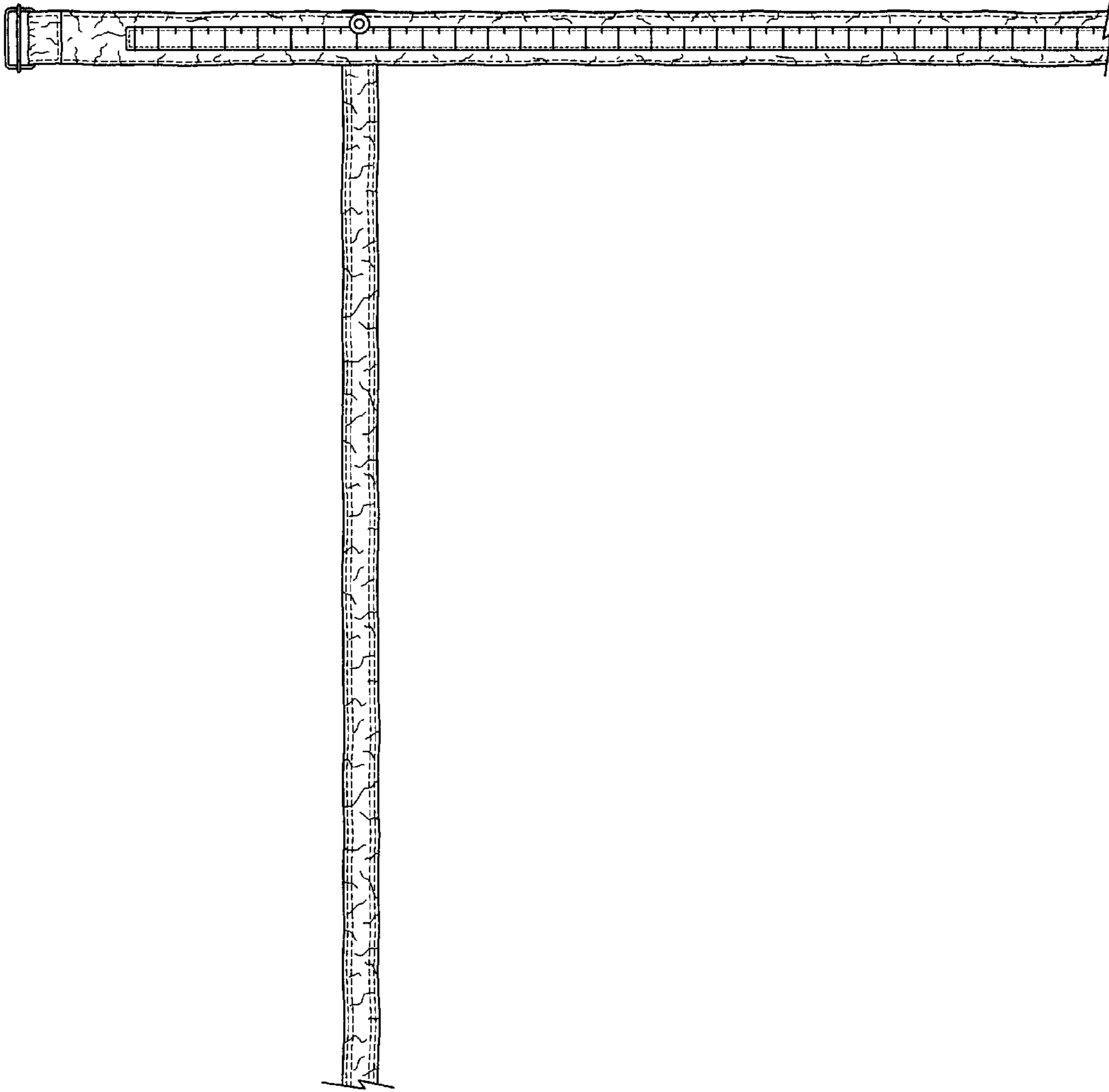


Fig. 3



Fig. 4

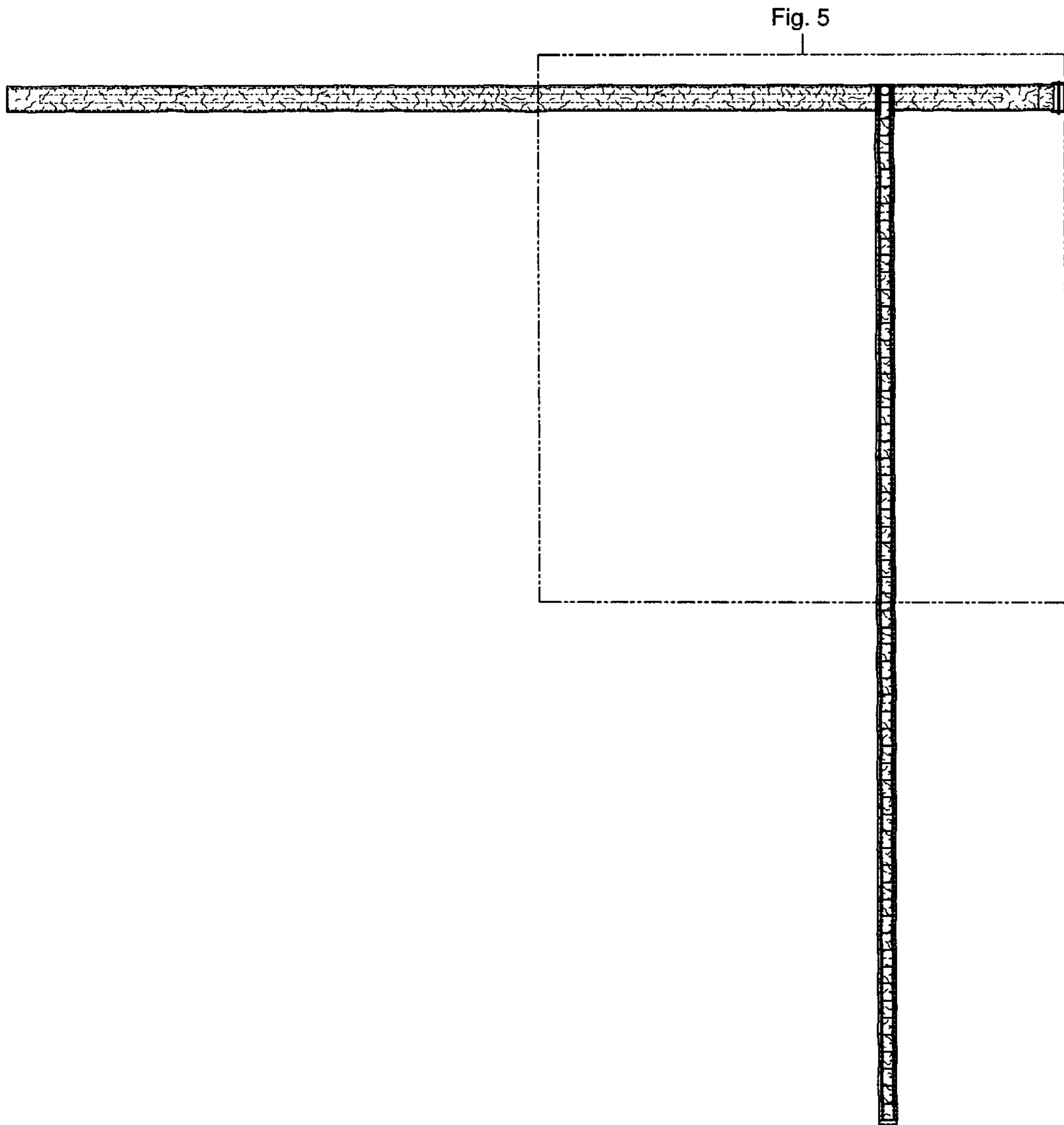


Fig. 5

