



US00D533086S

(12) **United States Design Patent**  
**Bédat**

(10) **Patent No.:** **US D533,086 S**  
(45) **Date of Patent:** **\*\* Dec. 5, 2006**

(54) **WRISTWATCH**

(75) Inventor: **Christian Bédat**, Geneva (CH)

(73) Assignee: **Luxury Timepieces International SA**,  
Cortailod (CH)

(\*\*) Term: **14 Years**

(21) Appl. No.: **29/251,277**

(22) Filed: **Jan. 6, 2006**

(30) **Foreign Application Priority Data**

Jul. 8, 2005 (CH) ..... 131939

(51) **LOC (8) Cl.** ..... **10-02**

(52) **U.S. Cl.** ..... **D10/32; D10/39**

(58) **Field of Classification Search** ..... D10/30-39,  
D10/123-126; 368/276-278, 281-283, 285,  
368/21, 28-30, 223, 228, 232, 80, 239-242,  
368/82-84; D11/3, 4, 5, 12, 13, 14

See application file for complete search history.

(56) **References Cited**

**U.S. PATENT DOCUMENTS**

D291,784 S \* 9/1987 Bulgari ..... D10/32  
D396,651 S \* 8/1998 Wunderman ..... D10/32  
D398,541 S \* 9/1998 Voegeli ..... D10/32  
D399,161 S \* 10/1998 Mougnot ..... D11/3  
D420,599 S \* 2/2000 Perrin et al. .... D10/32

D447,704 S \* 9/2001 Deguines ..... D10/39  
6,344,103 B1 \* 2/2002 Cheng et al. .... 156/230  
D468,657 S \* 1/2003 Calvani et al. .... D11/12  
D501,639 S \* 2/2005 Modolo ..... D10/32  
D519,396 S \* 4/2006 Migliorati ..... D11/4

**FOREIGN PATENT DOCUMENTS**

JP 0128473 \* 7/1984 ..... 368/316

\* cited by examiner

*Primary Examiner*—Lucy Lieberman

(74) *Attorney, Agent, or Firm*—Sughrue Mion, PLLC

(57) **CLAIM**

The ornamental design for a wristwatch, as shown and described.

**DESCRIPTION**

FIG. 1 is a perspective view of the front and right side of a wristwatch showing my new design;  
FIG. 2 is a front elevational view thereof;  
FIG. 3 is a perspective view of the wristwatch with the watch case shown in an alternate position;  
FIG. 4 is a front elevation of FIG. 3;  
FIG. 5 is a rear elevational view thereof;  
FIG. 6 is a right side elevation of FIG. 2;  
FIG. 7 is a left side elevation of FIG. 2;  
FIG. 8 is a top plan view of FIG. 2; and,  
FIG. 9 is a bottom plan view of FIG. 2.

**1 Claim, 2 Drawing Sheets**



FIG. 1



FIG. 3



FIG. 2




FIG. 4

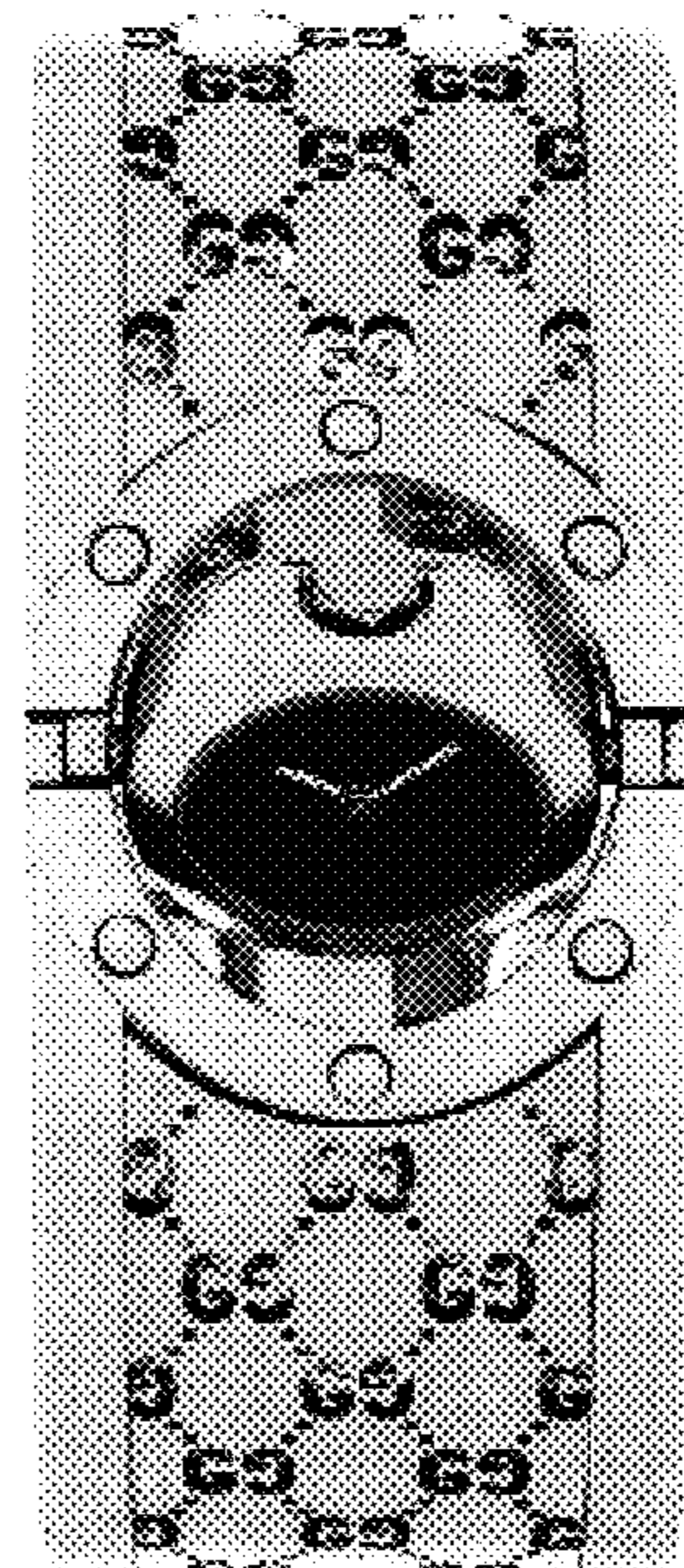


FIG. 5

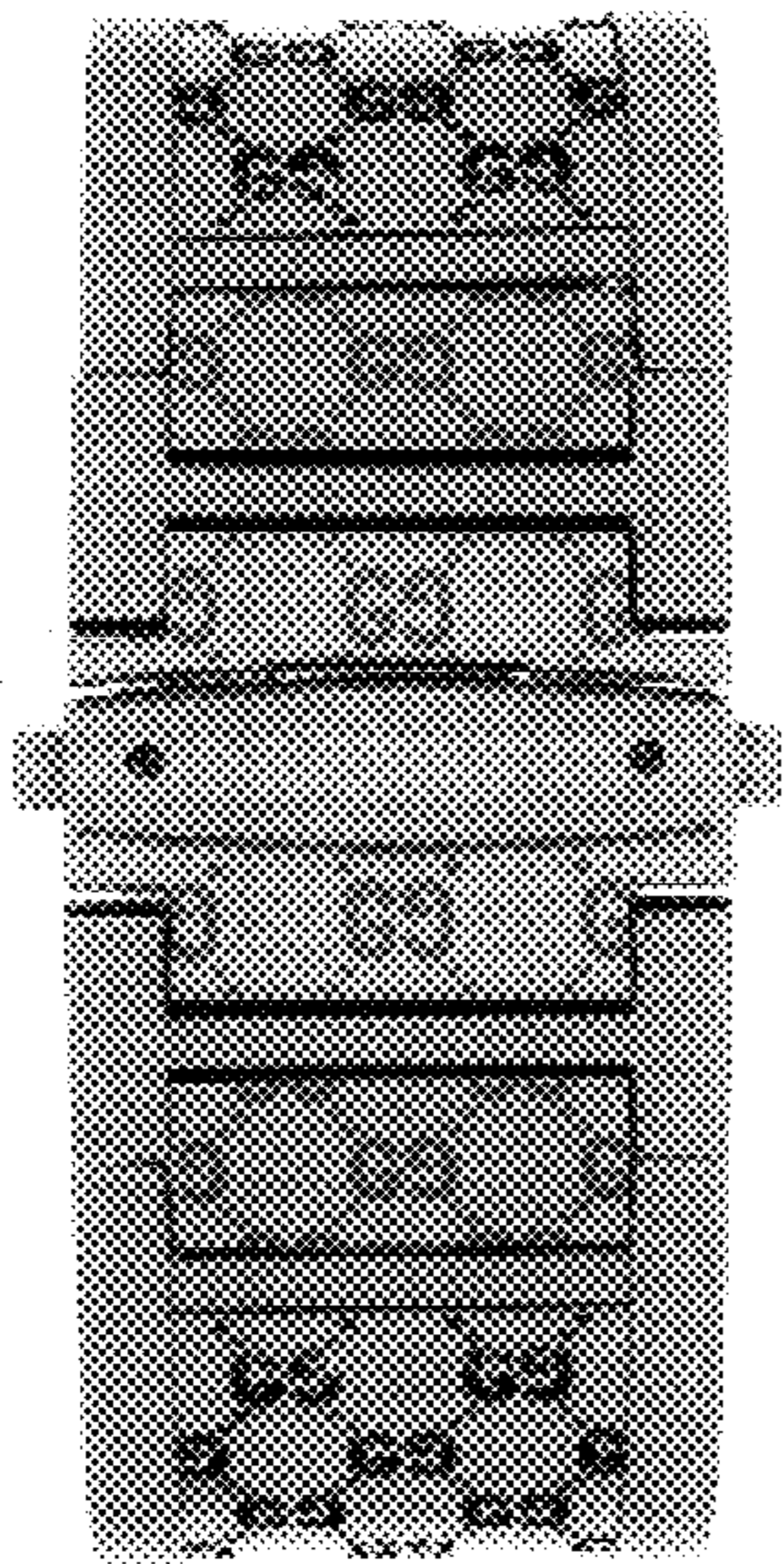


FIG. 6



FIG. 8




FIG. 7




FIG. 9

