



US00D533084S

(12) **United States Design Patent**
Arabo

(10) **Patent No.:** **US D533,084 S**

(45) **Date of Patent:** **** Dec. 5, 2006**

(54) **TWO TIME ZONE WATCH**

D451,821 S * 12/2001 Matsuda D10/30
2003/0151980 A1 * 8/2003 Farash 368/21

(75) Inventor: **Jacob Arabo**, New York, NY (US)

* cited by examiner

(73) Assignee: **Jacob & Company Watches, Inc.**,
New York, NY (US)

Primary Examiner—Lucy Lieberman

(74) *Attorney, Agent, or Firm*—Robert L. Tucker

(**) Term: **14 Years**

(57) **CLAIM**

(21) Appl. No.: **29/230,342**

The ornamental design for a two time zone watch, as shown and described.

(22) Filed: **May 19, 2005**

DESCRIPTION

(51) **LOC (8) Cl.** **10-02**

(52) **U.S. Cl.** **D10/32; D10/38**

(58) **Field of Classification Search** D10/30–39,
D10/123–126; 368/276–278, 281–283, 285,
368/21, 28–30, 223, 228, 232, 80, 239–242,
368/82–84

See application file for complete search history.

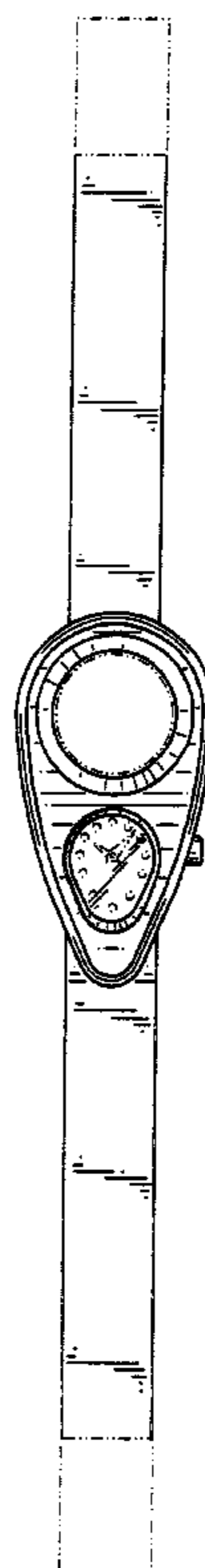
FIG. 1 is a perspective view from the upper left side;
FIG. 2 is a frontal view;
FIG. 3 is a left side view;
FIG. 4 is a right side view;
FIG. 5 is a rear view;
FIG. 6 is a top plan view;
FIG. 7 is a bottom plan view;
FIG. 8 is a perspective view from the upper left side of an alternate embodiment;
FIG. 9 is a frontal view of an alternate embodiment;
FIG. 10 is a left side view of an alternate embodiment;
FIG. 11 is a right side view of an alternate embodiment;
FIG. 12 is a rear elevation of the second embodiment.
FIG. 13 is a top plan view of an alternate embodiment; and,
FIG. 14 is a bottom plan view of an alternate embodiment.
The broken lines in the drawings are for illustrative purposes only and do not form part of the claimed design.

(56) **References Cited**

U.S. PATENT DOCUMENTS

D42,449	S	*	4/1912	Wittnauer	D10/38
1,600,889	A	*	9/1926	Kislinger	368/285
D110,166	S	*	6/1938	Arzt	D10/33
D184,270	S	*	1/1959	Winkler	D10/30
D311,693	S	*	10/1990	Woomer	D10/39
D317,873	S	*	7/1991	Woomer	D10/39
D317,874	S	*	7/1991	Woomer	D10/39
D356,960	S	*	4/1995	Courteault	D10/39
D391,175	S	*	2/1998	Wunderman	D10/32
D415,698	S	*	10/1999	Gruosi	D10/39

1 Claim, 4 Drawing Sheets



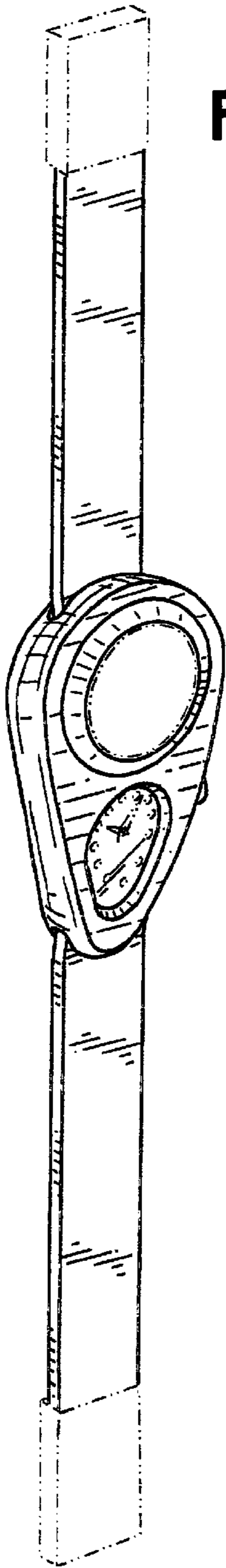


FIG. 1

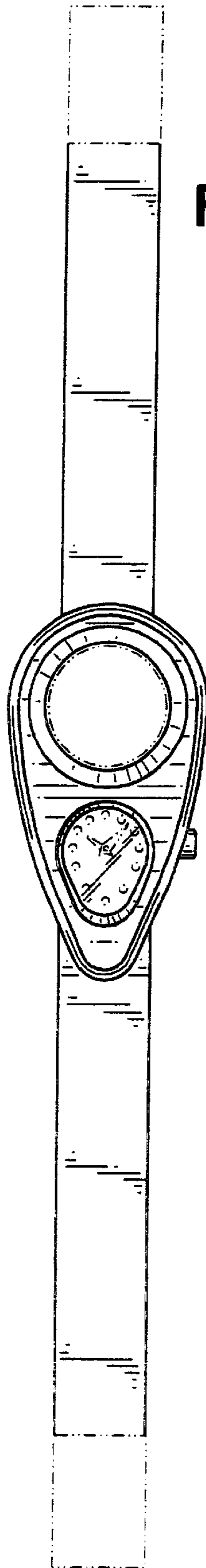


FIG. 2



FIG. 3

FIG. 4

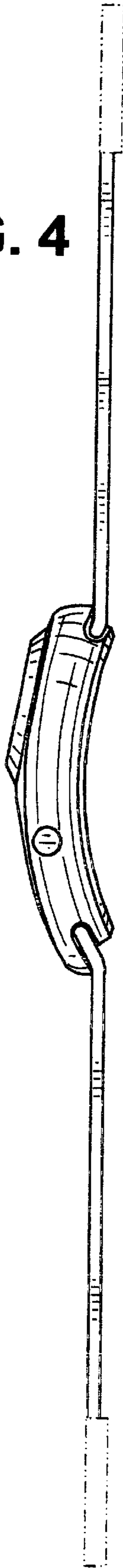


FIG. 5

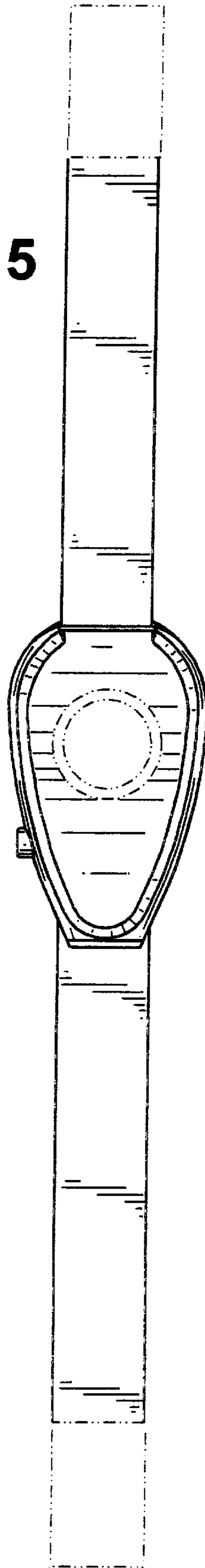


FIG. 6

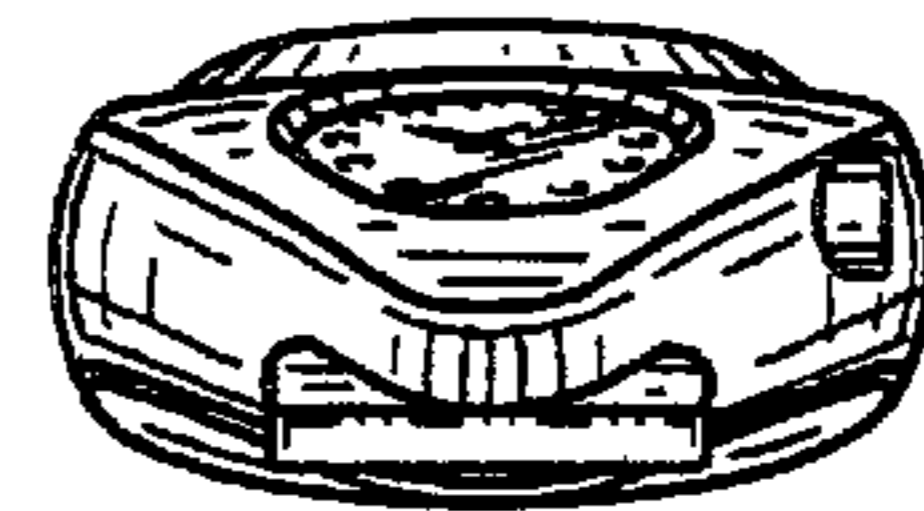


FIG. 7

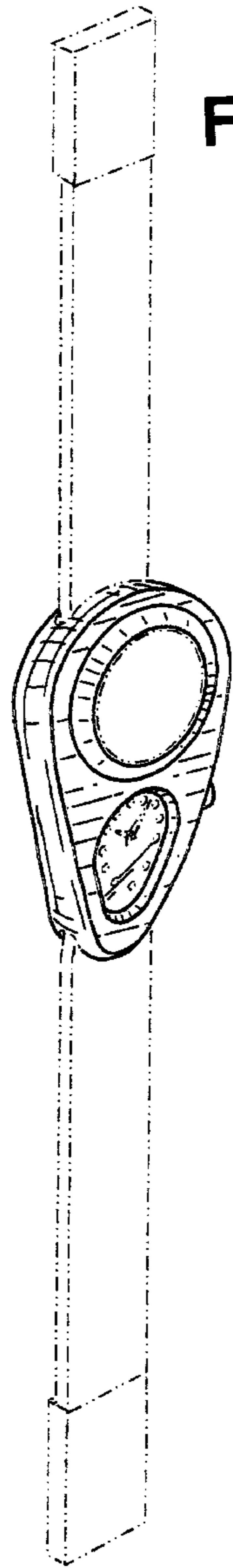


FIG. 8

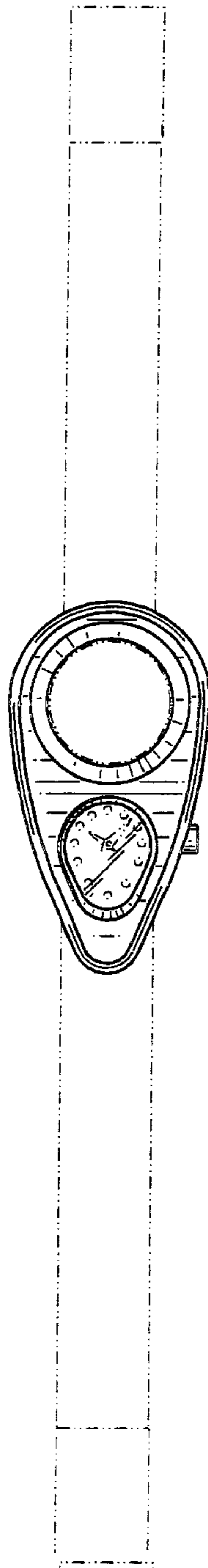


FIG. 9



FIG. 10

FIG. 11

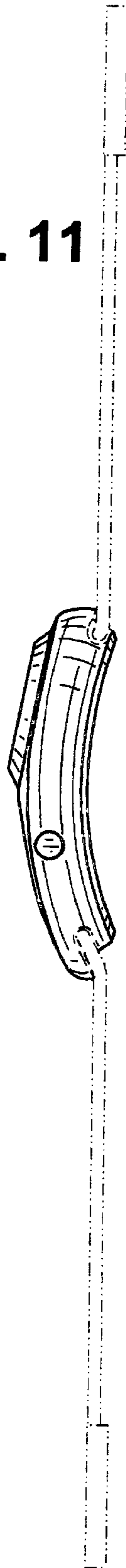


FIG. 12

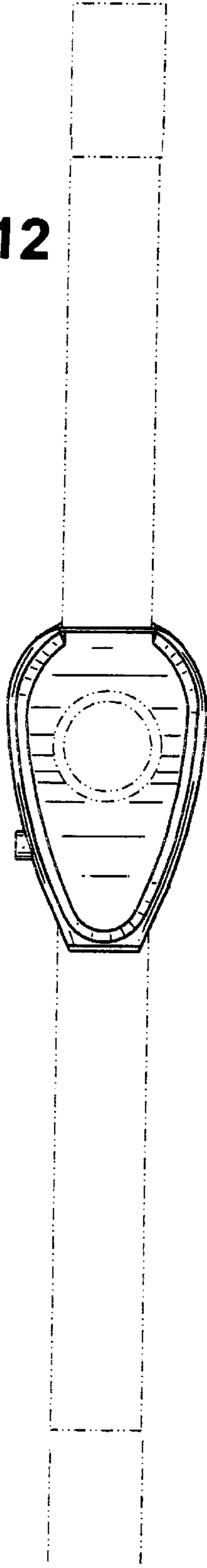


FIG. 13

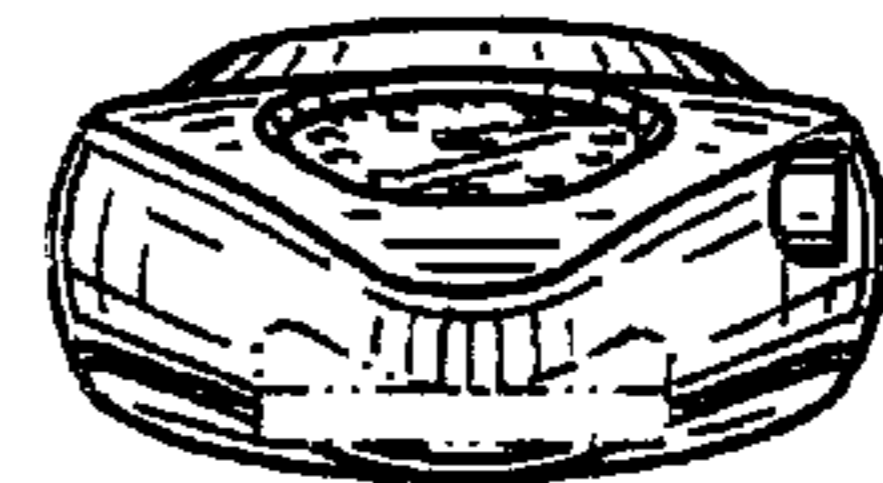


FIG. 14