



US00D533074S

(12) **United States Design Patent**  
**Mongeon et al.**

(10) **Patent No.:** **US D533,074 S**  
(45) **Date of Patent:** **\*\* Dec. 5, 2006**

(54) **CONTAINER AND A CAP**  
(75) Inventors: **Murphy Mongeon**, Cincinnati, OH  
(US); **William John Maskell**, London  
(GB); **Amy Bridgman**, London (GB)  
(73) Assignee: **The Procter & Gamble Company**,  
Cincinnati, OH (US)  
(\*\*) Term: **14 Years**

5,192,005 A \* 3/1993 Zimmerman ..... 222/148  
D381,895 S \* 8/1997 Cheng ..... D9/529  
D382,803 S 8/1997 Gavin  
D389,742 S \* 1/1998 Toleman ..... D9/523  
D419,433 S \* 1/2000 Conway ..... D9/687  
D424,925 S \* 5/2000 Lamb ..... D9/549  
D439,518 S 3/2001 Gavin  
D460,694 S 7/2002 Llusca  
D461,718 S 8/2002 Brozell  
D473,457 S \* 4/2003 Reinoso ..... D9/686  
D482,285 S 11/2003 Desouza  
D486,737 S 2/2004 Oates  
D506,930 S \* 7/2005 Cauwood et al. .... D9/522

(21) Appl. No.: **29/216,931**  
(22) Filed: **Nov. 10, 2004**

\* cited by examiner

(51) **LOC (8) Cl.** ..... **09-01**  
(52) **U.S. Cl.** ..... **D9/687; D9/529; D9/561;**  
**D9/575**  
(58) **Field of Classification Search** ..... **D9/682,**  
**D9/686-689, 693-694, 723-725, 727-729,**  
**D9/521-523, 529-530, 537-545, 548-549,**  
**D9/551-552, 556, 558, 561, 564-565, 569,**  
**D9/571-575; 215/382-384, 396, 398; 220/660,**  
**220/669, 675; 222/210, 212-213**  
See application file for complete search history.

*Primary Examiner*—Carol Rademaker  
(74) *Attorney, Agent, or Firm*—Linda M. Sivik; Tara M.  
Rosnell

(57) **CLAIM**

The ornamental design for a container and a cap, as shown  
and described.


**DESCRIPTION**


FIG. 1 is a perspective view of a container and a cap,  
embodying our new design;  
FIG. 2 is a front elevational view of the container and a cap  
of FIG. 1;  
FIG. 3 is a back elevational view of the container and a cap  
of FIG. 1;  
FIG. 4 is a left side elevational view of the container and a  
cap of FIG. 1;  
FIG. 5 is a right side elevational view of the container and  
a cap of FIG. 1;  
FIG. 6 is a top view of the container and the cap of FIG. 1;  
and,  
FIG. 7 is a bottom view of the container and the cap of FIG.  
1.

(56) **References Cited**  
U.S. PATENT DOCUMENTS


D190,785 S \* 6/1961 Kruck ..... D9/687  
D195,772 S \* 7/1963 Sanders ..... D3/205  
D198,288 S 5/1964 Johns  
D304,550 S 11/1989 Demarest  
D308,474 S \* 6/1990 Seager ..... D9/689  
4,969,581 A \* 11/1990 Seifert et al. .... 222/212  
D314,139 S \* 1/1991 Ambasz ..... D9/523  
D314,330 S \* 2/1991 Ambasz ..... D9/526  
D316,033 S \* 4/1991 Czech ..... D9/686  
D317,253 S \* 6/1991 Seager ..... D9/689  
D324,332 S \* 3/1992 Seifert et al. .... D9/520  
D327,010 S 6/1992 Spiegel

**1 Claim, 3 Drawing Sheets**







*Fig. 1*




*Fig. 3*



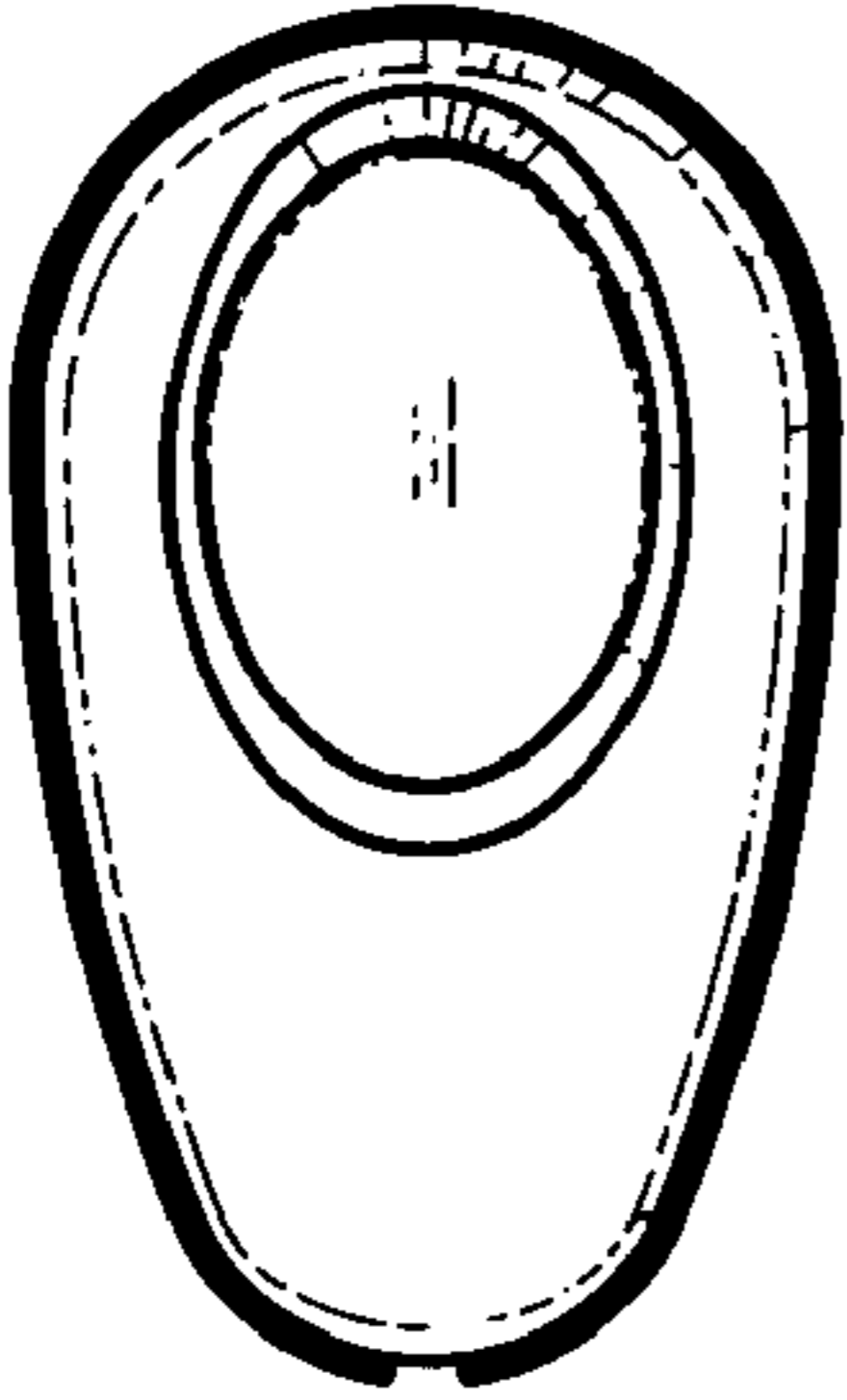
*Fig. 2*




*Fig. 4*



*Fig. 5*



*Fig. 6*



*Fig. 7*