

US00D533057S

(12) **United States Design Patent**  
**Rabe**

(10) **Patent No.:** **US D533,057 S**

(45) **Date of Patent:** **\*\* Dec. 5, 2006**

(54) **BOTTLE HANDLE**

(75) Inventor: **Alexander Rabe**, Wiesbaden (DE)

(73) Assignee: **Blick Art Creative GmbH**, Wiesbaden (DE)

(\*\*) Term: **14 Years**

(21) Appl. No.: **29/200,823**

(22) Filed: **Mar. 5, 2004**

(51) **LOC (8) Cl.** ..... **09-07**

(52) **U.S. Cl.** ..... **D9/435; D9/443**

(58) **Field of Classification Search** ..... D9/499,  
D9/455, 447, 443, 435, 434; D8/315, 303;  
D7/622, 619.1, 546, 511, 510, 395, 394, 393,  
D7/387; D3/318, 307, 202; 294/137; 220/769,  
220/759, 755, 752, 751, 742, 741, 737; 215/396;  
222/475, 474

See application file for complete search history.

(56) **References Cited**

**U.S. PATENT DOCUMENTS**

1,920,330	A	*	8/1933	Towns	.....	220/759
D194,890	S	*	3/1963	Marler	.....	D9/443
D196,458	S	*	10/1963	Underwood	.....	D9/443
3,330,449	A	*	7/1967	Bloomfield et al.	.....	222/475
3,400,865	A	*	9/1968	Hester	.....	222/475
3,591,060	A	*	7/1971	Nakamura et al.	.....	222/475
3,606,102	A	*	9/1971	Lowery et al.	.....	222/475
4,094,449	A	*	6/1978	Schlegel et al.	.....	222/475
D272,131	S	*	1/1984	Hayes	.....	D9/434
D320,561	S	*	10/1991	Glazer	.....	D9/443
5,104,010	A	*	4/1992	Codorniz et al.	.....	222/475

D330,662	S	*	11/1992	Nuno	.....	D7/622
5,385,277	A	*	1/1995	Drew et al.	.....	222/474
D396,385	S	*	7/1998	Lisciotti et al.	.....	D7/622
D397,940	S	*	9/1998	Safarian	.....	D7/622
6,543,825	B1	*	4/2003	Dragutin	.....	215/396
D478,509	S	*	8/2003	DeCotis	.....	D9/455
D493,675	S	*	8/2004	Panico	.....	D7/622

\* cited by examiner

*Primary Examiner*—Robert M. Spear

*Assistant Examiner*—Susan Bennett Hattan

(74) *Attorney, Agent, or Firm*—Morrison & Foerster LLP

(57) **CLAIM**

I claim the ornamental design for a bottle handle, as shown and described.

**DESCRIPTION**

FIG. 1 is a perspective view of a bottle handle of the design according to this invention.

FIG. 2 is a slightly oblique end perspective view of the bottle handle of the design according to this invention.

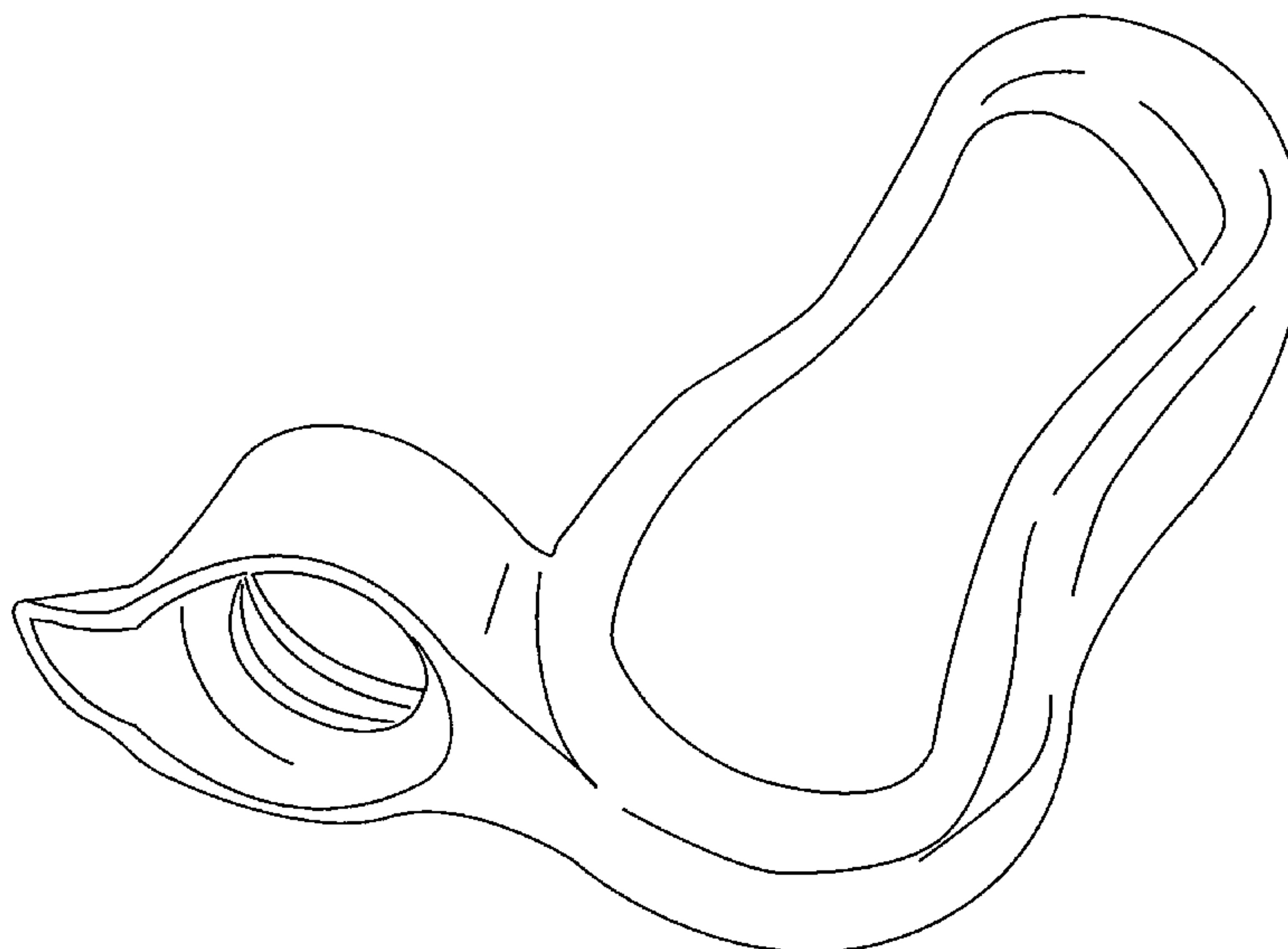
FIG. 3 is a side view of the bottle handle of the design according to this invention.

FIG. 4 is an end view of the bottle handle of the design according to this invention.

FIG. 5 is an end view of the bottle handle of the design according to this invention from the end of the bottle handle other than the end shown in FIG. 4 ; and,

FIG. 6 is an enlarged view of the portion of the bottle handle of the design according to this invention that engages the neck of the bottle.

**1 Claim, 6 Drawing Sheets**



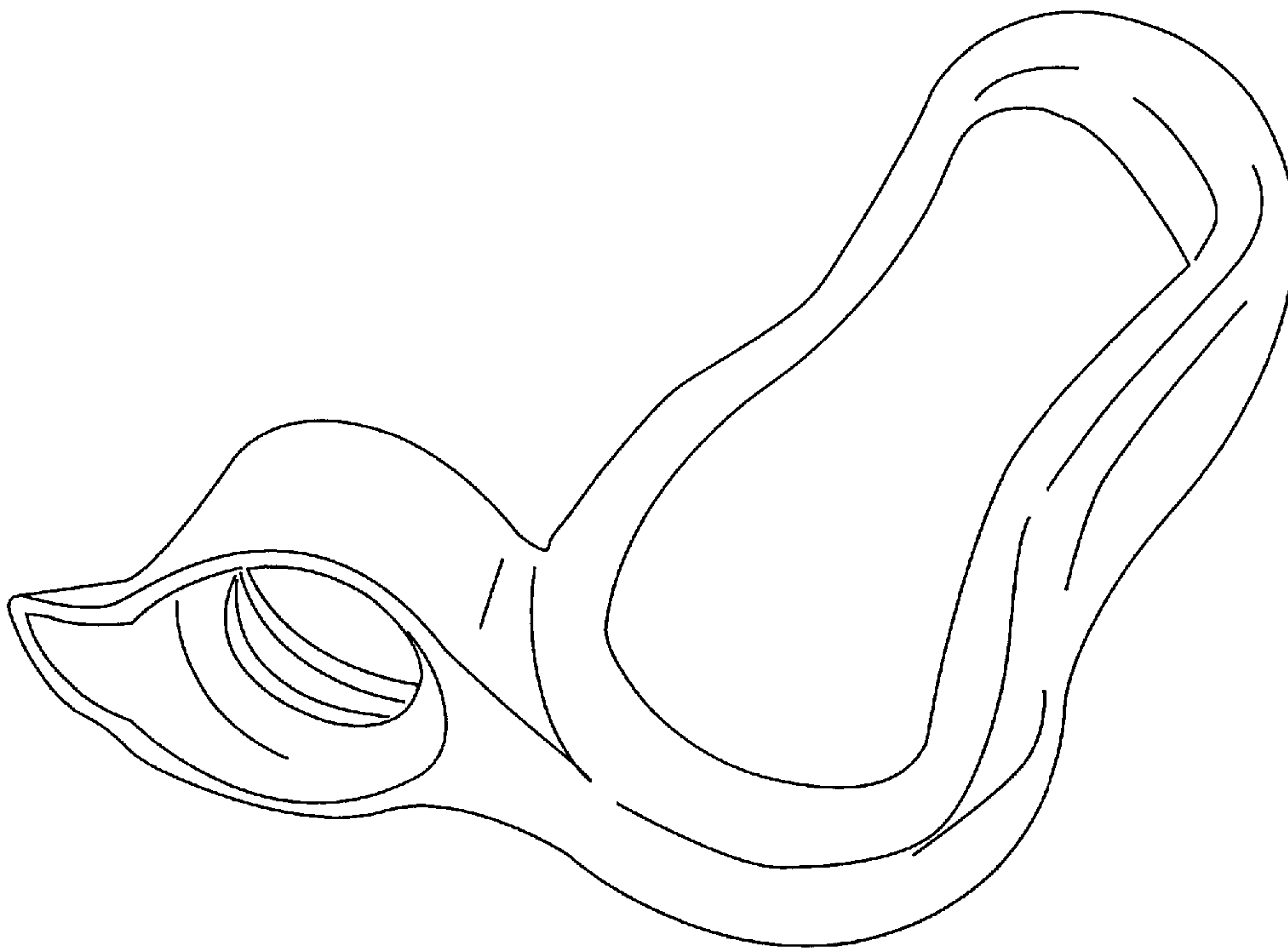


FIG. 1

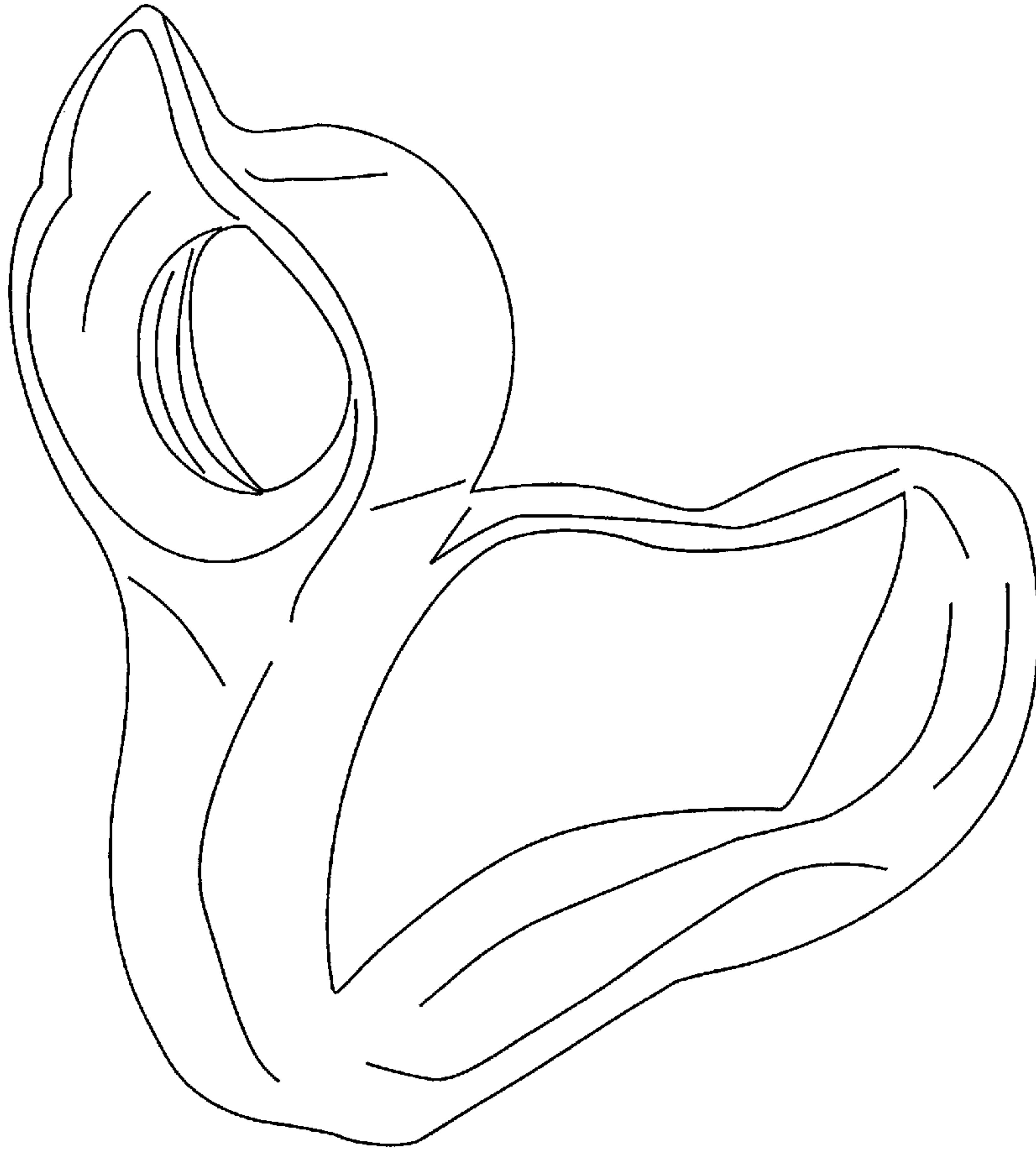


FIG. 2

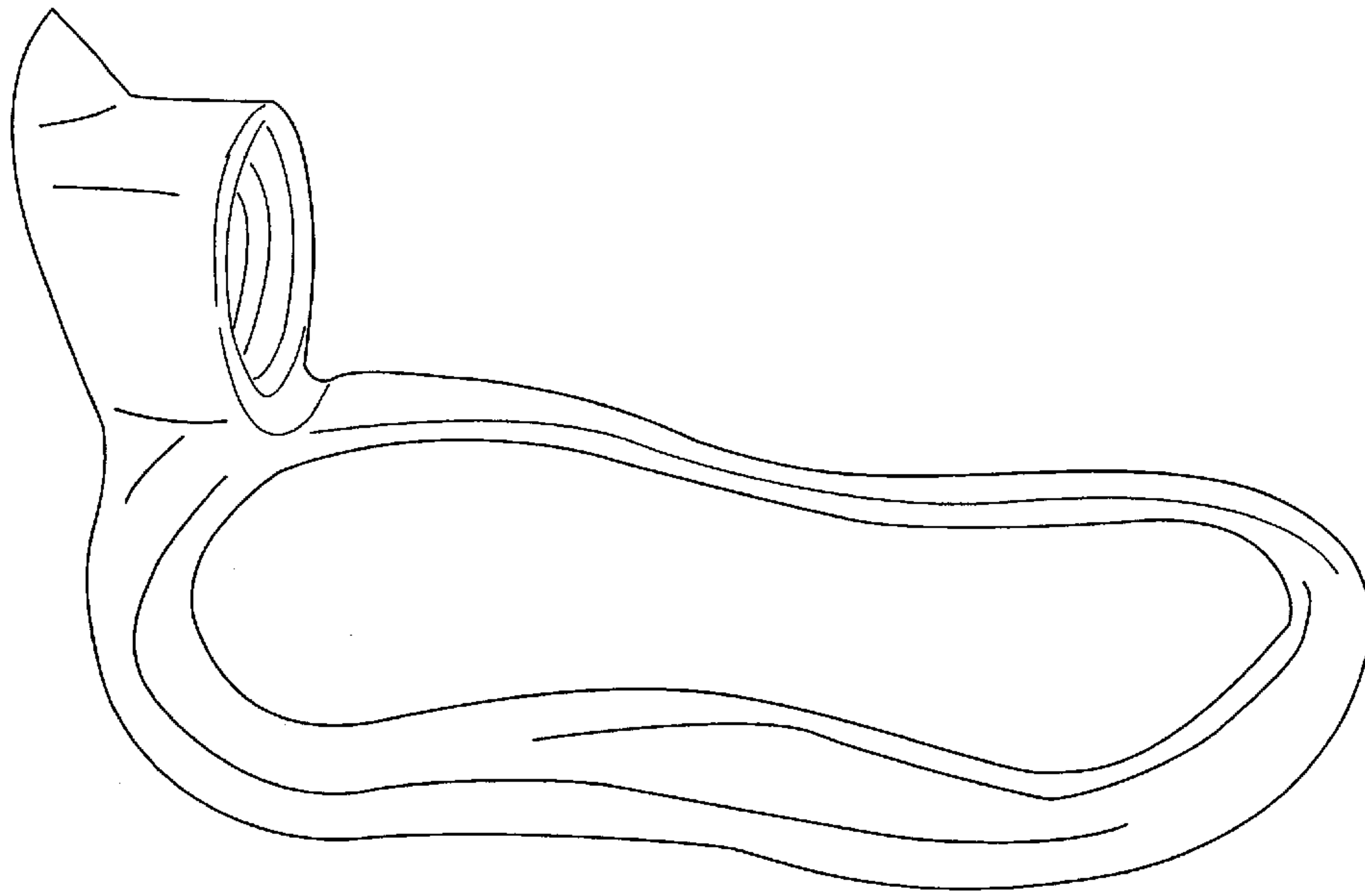


FIG. 3

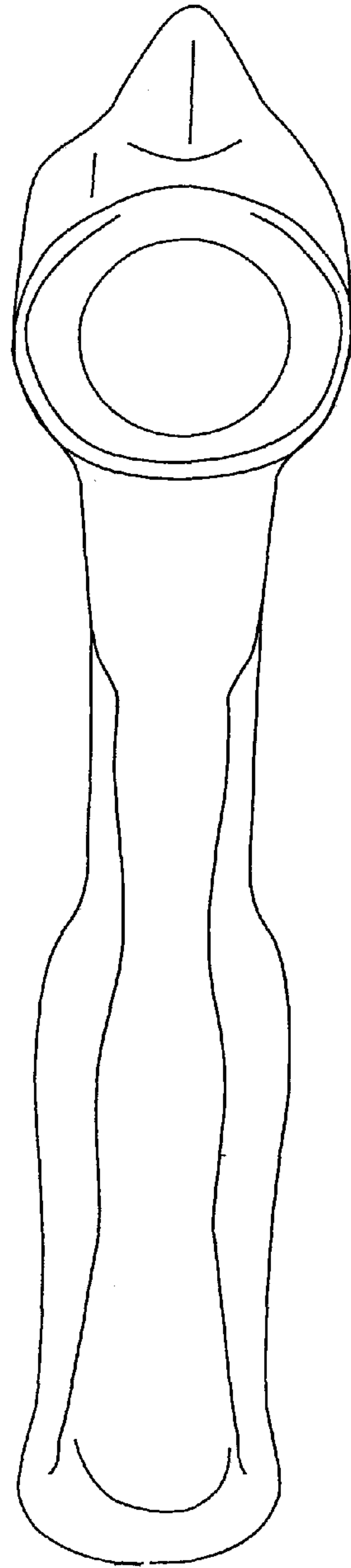


FIG. 4

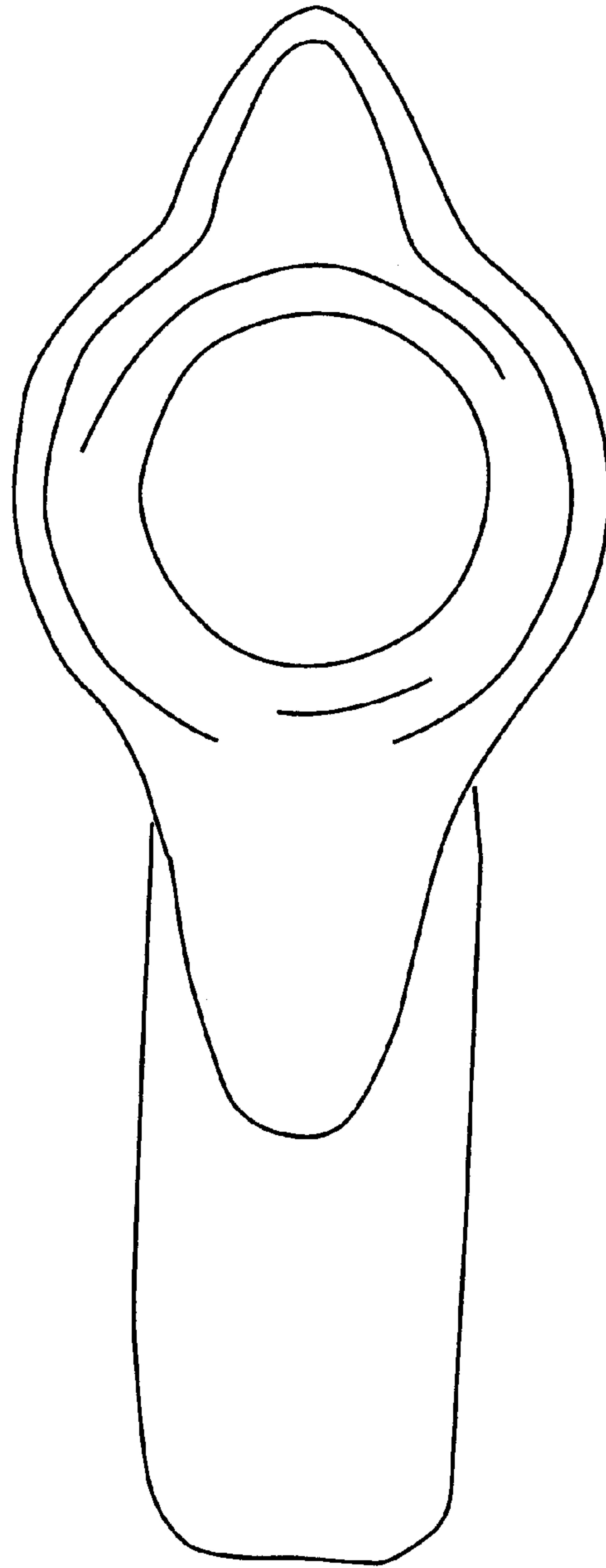


FIG. 5

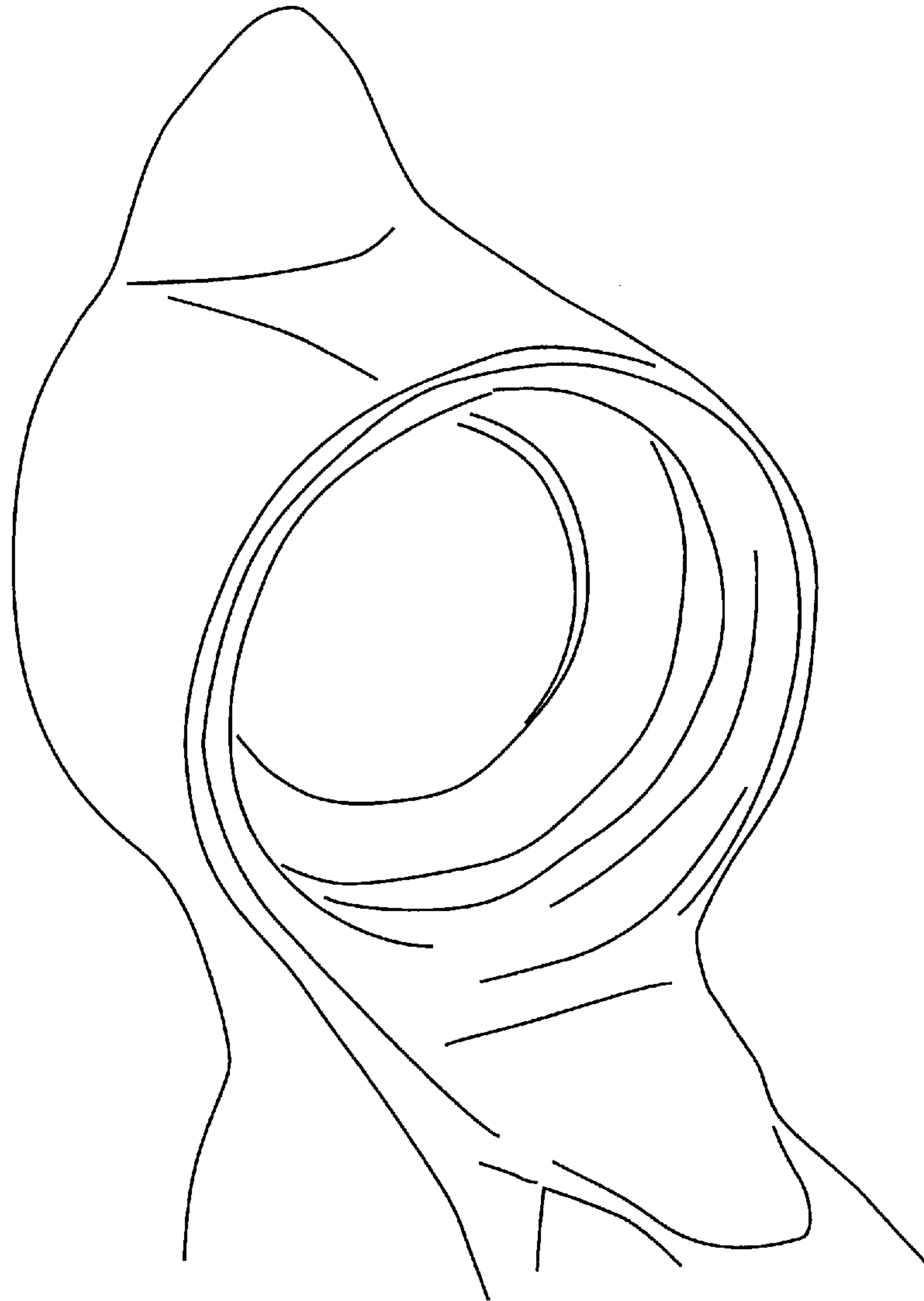


FIG. 6