



US00D533051S

(12) **United States Design Patent**  
**Kelleghan**

(10) **Patent No.:** **US D533,051 S**  
(45) **Date of Patent:** **\*\* Dec. 5, 2006**

(54) **HELMET SHAPED CARABINER**  
(75) Inventor: **Brian James Kelleghan**, Longmont,  
CO (US)  
(73) Assignee: **Bison Designs, LLC**, Longmont, CO  
(US)  
(\*\*) Term: **14 Years**

D454,054 S 3/2002 Kelleghan  
D465,723 S 11/2002 Kelleghan  
D465,993 S 11/2002 Kelleghan  
D473,781 S 4/2003 Kelleghan  
D475,275 S 6/2003 Kelleghan  
D475,276 S 6/2003 Kelleghan  
D475,603 S 6/2003 Kelleghan  
D475,607 S 6/2003 Kelleghan  
D476,218 S 6/2003 Kelleghan  
D480,622 S 10/2003 Kelleghan  
D480,943 S 10/2003 Kelleghan

(21) Appl. No.: **29/222,682**  
(22) Filed: **Feb. 1, 2005**

\* cited by examiner

(51) **LOC (8) Cl.** ..... **08-05**  
(52) **U.S. Cl.** ..... **D8/356**  
(58) **Field of Classification Search** ..... D8/356;  
D11/99, 81; 24/573.5, 599.1  
See application file for complete search history.

*Primary Examiner*—Holly Baynham  
(74) *Attorney, Agent, or Firm*—Margaret Polson; Patent  
Law Offices of Rick Martin, PC

(57) **CLAIM**

The ornamental design for a helmet shaped carabiner, as  
shown and described.

(56) **References Cited**

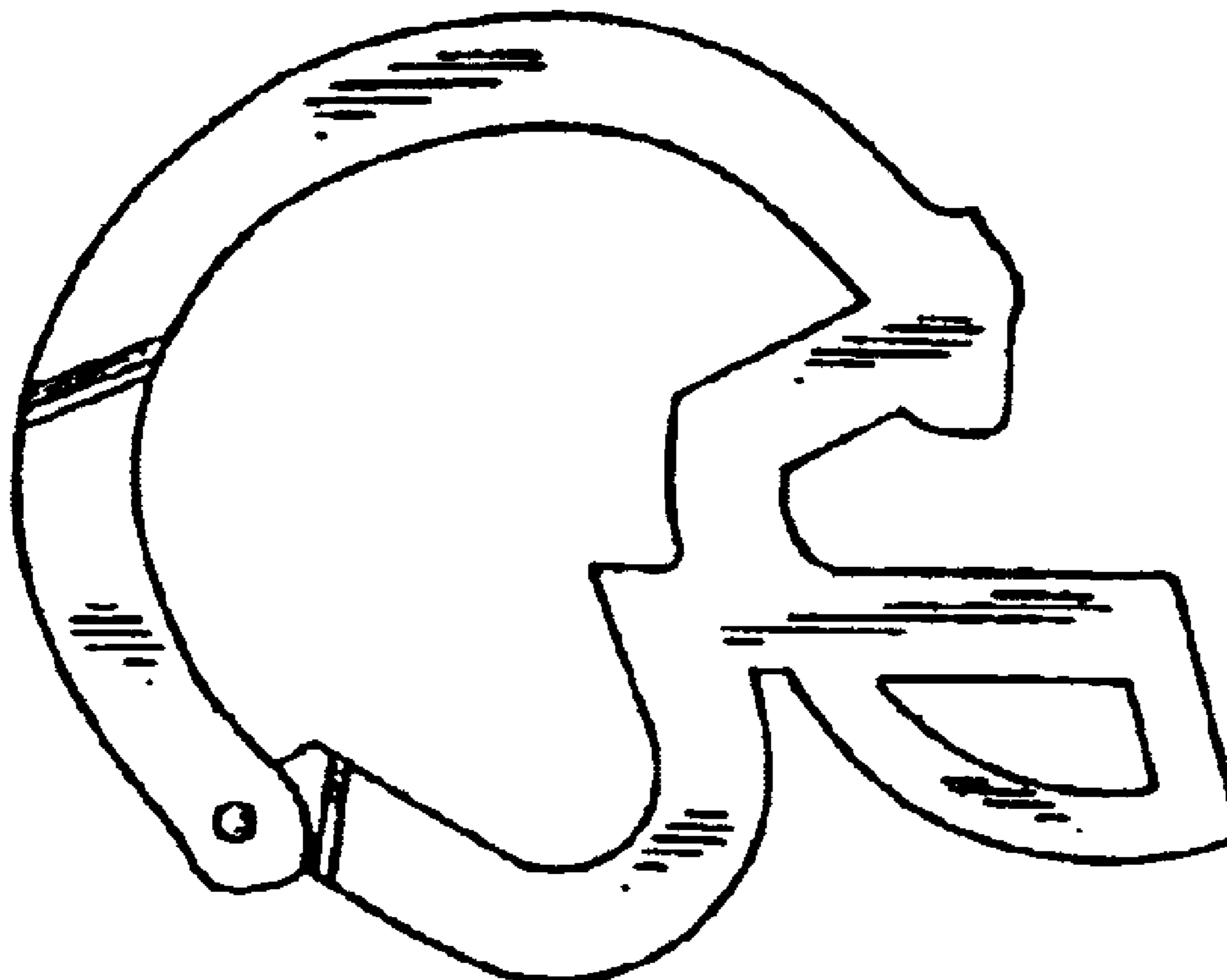
**DESCRIPTION**

**U.S. PATENT DOCUMENTS**

D205,577 S \* 8/1966 Kelleghan ..... D11/206  
D219,390 S \* 12/1970 Kelleghan ..... D21/316  
D256,186 S \* 8/1980 Danat et al. .... D11/238  
D285,388 S \* 9/1986 Brunner ..... D11/232  
D295,390 S \* 4/1988 Maddox et al. .... D11/133  
D301,990 S \* 7/1989 Webb ..... D11/81  
D383,954 S 9/1997 Biunno  
D447,680 S 9/2001 Kelleghan  
D447,681 S 9/2001 Kelleghan

FIG. 1 is a top plan view of a helmet shaped carabiner with  
the bottom view being a mirror image;  
FIG. 2 is a left side elevation view of FIG. 1.  
FIG. 3 is a right side elevation view of FIG. 1.  
FIG. 4 is a rear side elevation view of FIG. 1.  
FIG. 5 is a front side elevation view of FIG. 1; and,  
FIG. 6 is a top perspective view of FIG. 1.

**1 Claim, 1 Drawing Sheet**






FIG. 4



FIG. 2

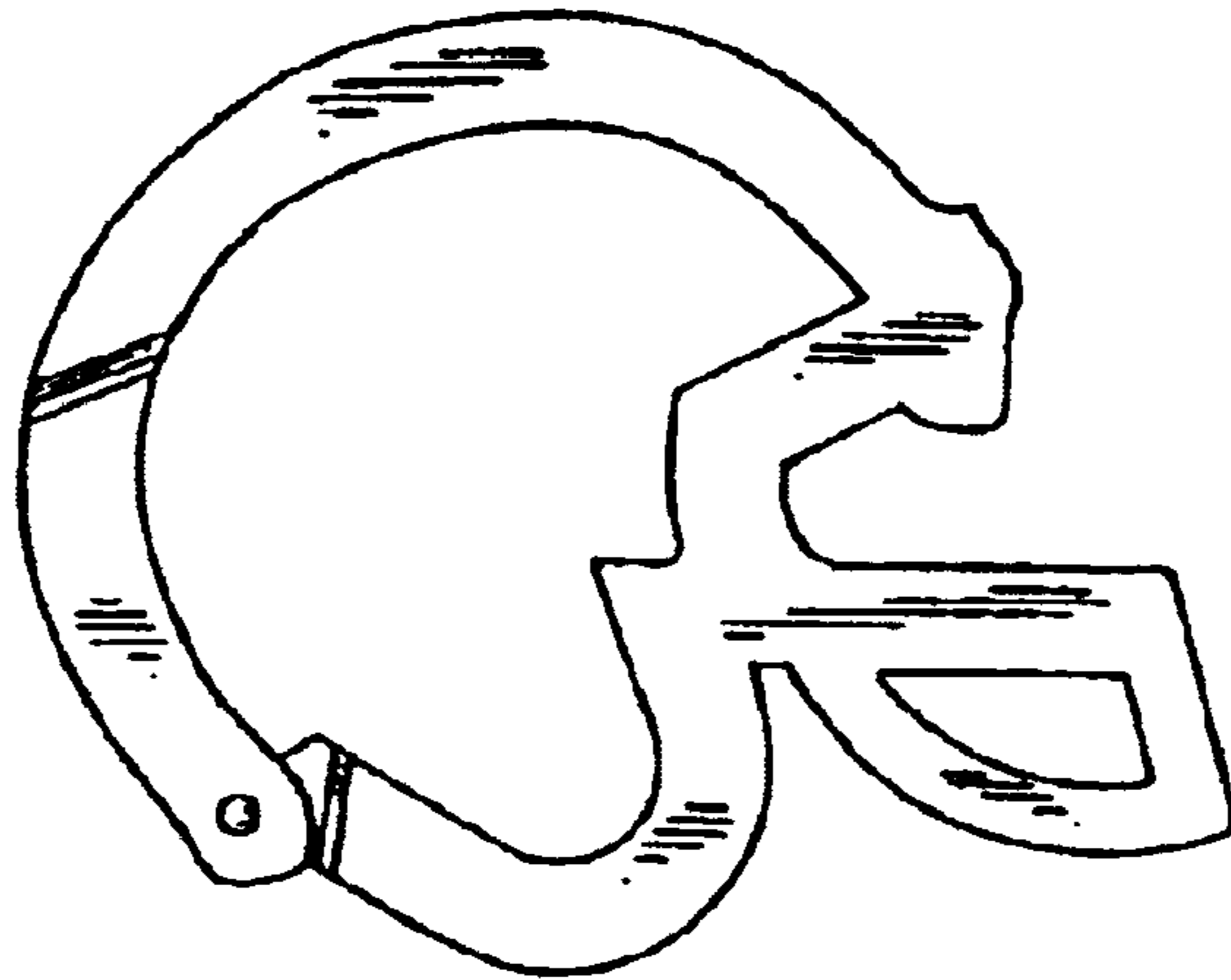


FIG. 1



FIG. 3



FIG. 5

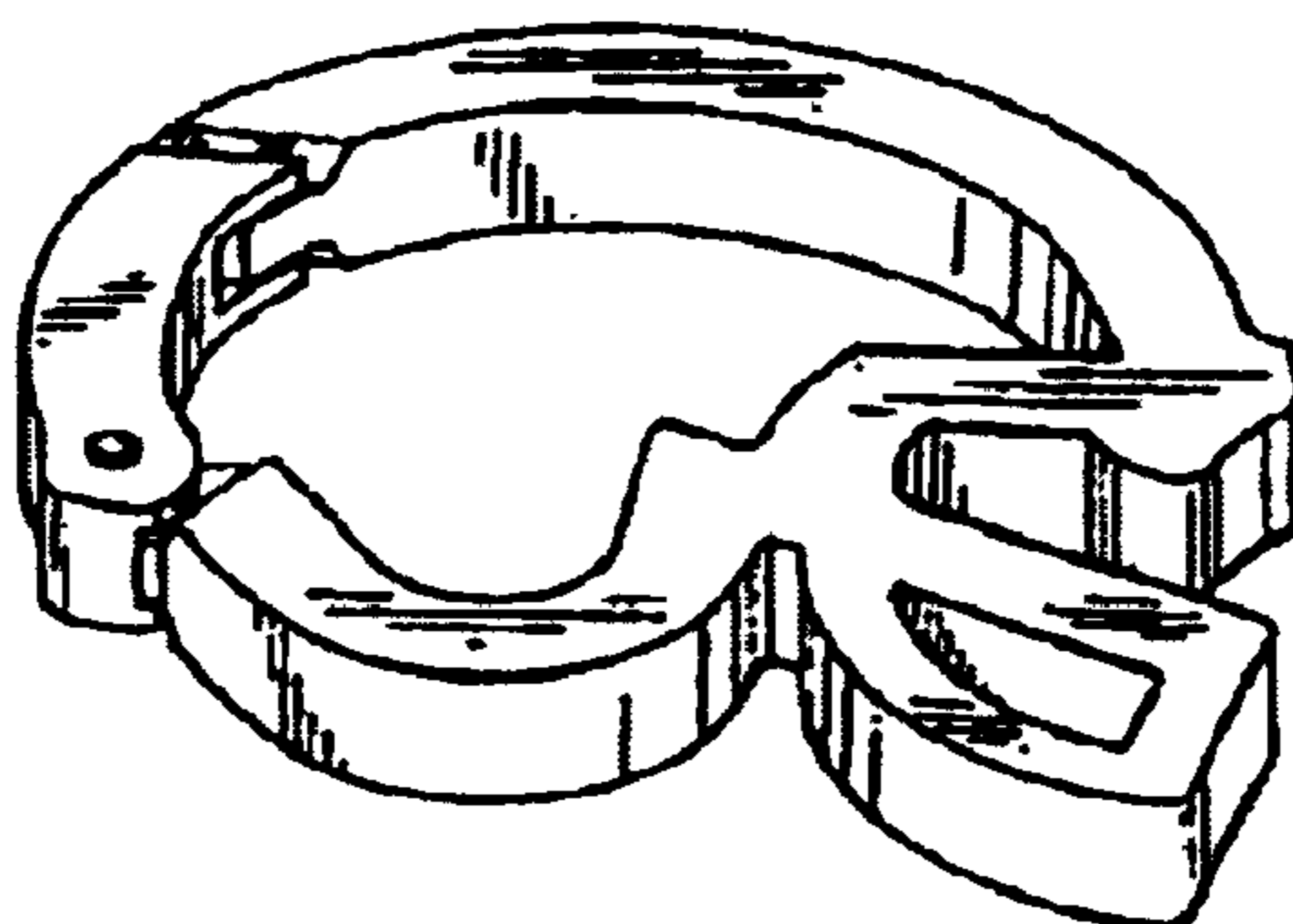


FIG. 6