



US00D533048S

(12) **United States Design Patent** (10) **Patent No.:** **US D533,048 S**  
**Weinerman et al.** (45) **Date of Patent:** **\*\* Dec. 5, 2006**

(54) **FRONT PORTIONS OF HOUSING AND TRIGGER COMPONENTS OF A LATCH ASSEMBLY**

(75) Inventors: **Lee S. Weinerman**, Medina, OH (US);  
**Scott A. Arthurs**, Brunswick, OH (US);  
**Arthur J. Kuminski**, Parma, OH (US)

(73) Assignee: **The Eastern Company**, Cleveland, OH (US)

(\*\*) Term: **14 Years**

(21) Appl. No.: **29/233,174**

(22) Filed: **Jun. 29, 2005**

(51) **LOC (8) Cl.** ..... **08-07**

(52) **U.S. Cl.** ..... **D8/331**

(58) **Field of Classification Search** ..... D8/330,  
D8/331, 336, 339, 302, 343; 70/141, 208;  
292/336.3, 169, 358, 359, 170, 175, 165,  
292/224, 140-143, 240-242, DIG. 14, DIG. 30,  
292/DIG. 31, DIG. 38, DIG. 4

See application file for complete search history.

(56) **References Cited**

**U.S. PATENT DOCUMENTS**

1,035,073 A	8/1912	Augenbraun	70/150
1,877,612 A *	9/1932	Stieglitz	70/153
2,136,854 A	11/1938	Knott	292/169
D210,152 S	2/1968	Pastva, Jr.	D50/5
D210,153 S	2/1968	Pastva, Jr.	D50/5
3,389,932 A	6/1968	Pastva, Jr.	292/173
3,495,862 A *	2/1970	McClintock	292/173
4,098,101 A	7/1978	Svoboda	70/134
D271,562 S *	11/1983	Weinerman	D8/338
D281,665 S	12/1985	Weinerman et al.	D8/302
4,589,163 A	5/1986	Weatherby et al.	16/443
4,706,478 A *	11/1987	Swan et al.	70/28
4,858,973 A *	8/1989	Ogasawara et al.	292/347
D303,619 S *	9/1989	Russell et al.	D8/313
D303,922 S *	10/1989	Russell et al.	D8/321
5,011,202 A	4/1991	Kato et al.	292/336.3
D323,970 S	2/1992	Schlack	D8/341
D324,636 S	3/1992	Schlack et al.	D8/331

D328,231 S *	7/1992	Hansen	D8/301
D339,050 S *	9/1993	Gleason et al.	D8/301
D357,396 S	4/1995	Zierner et al.	D8/331
5,413,391 A *	5/1995	Clavin et al.	292/170
D364,329 S	11/1995	Zierner et al.	D8/331
D370,620 S	6/1996	Zierner	D8/341
5,913,908 A	6/1999	Czipri	70/208
D413,056 S	8/1999	Sokurenko et al.	D8/331
D429,141 S *	8/2000	Antonucci et al.	D8/331

(Continued)

**OTHER PUBLICATIONS**

Eberhard Manufacturing Co., Cleveland, OH Catalog 107, ©1996, p. 164 entitled "Tie Downs" showing product Nos. 170, 172.3-172 & 1170-8.

Simmons Hardware Company Catalog p. 610, published 1930 p. 610 showing product No. 234J & other products.

*Primary Examiner*—Prabhakar Deshmukh

(74) *Attorney, Agent, or Firm*—David A. Burge

(57) **CLAIM**

We claim the ornamental design for front portions of housing and trigger components of a latch assembly, as shown and described.

**DESCRIPTION**

FIG. 1 is a perspective view of front portions of housing and trigger components of a latch assembly showing front, left and end features of our new design;

FIG. 2 is a front view thereof;

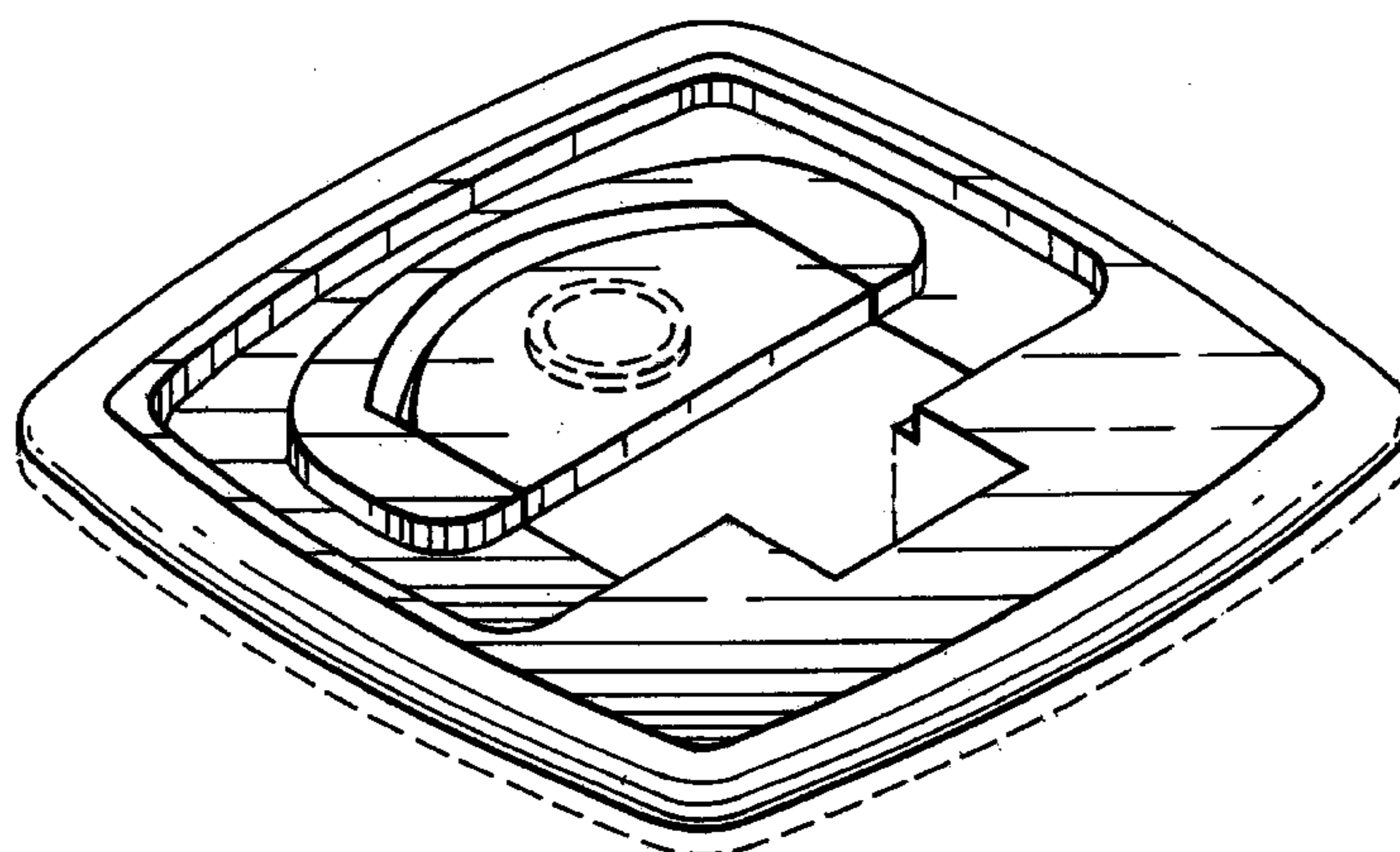
FIG. 3 is a left side view thereof, it being understood that a right side view is identical hereto but a mirror image reversal hereof; and,

FIG. 4 is an end view thereof, it being understood that a view of the opposite end thereof is identical hereto but a mirror image reversal hereof.

The broken line disclosure in the drawings is provided for illustrative purposes only and forms no part of the claimed design.

The broken lines, which define the bounds of the claimed design form no part thereof.

**1 Claim, 2 Drawing Sheets**



# US D533,048 S

Page 2

---

## U.S. PATENT DOCUMENTS

6,109,669 A	8/2000	Pinkow .....	292/175	D489,959 S	5/2004	Jackson et al. ....	D8/331
D457,803 S	5/2002	Weinerman et al. ....	D8/338	6,786,518 B1	9/2004	Vitry .....	292/165
D459,192 S	6/2002	Weinerman et al. ....	D8/338	D497,098 S	10/2004	Magnusson .....	D8/331
D465,400 S	* 11/2002	Moore et al. ....	D8/331	6,866,442 B1	3/2005	Petersen .....	403/326
D475,602 S	6/2003	McCloskey .....	D8/331	6,877,782 B1	4/2005	Magnusson .....	292/170
6,709,030 B1	3/2004	Furlong .....	292/121	D504,803 S	* 5/2005	Misner et al. ....	D8/302
6,719,332 B1	4/2004	Sekulovic .....	292/170	D506,120 S	6/2005	Straka, Jr. et al. ....	D8/331
D489,958 S	5/2004	Jackson et al. ....	D8/331	D519,823 S	5/2006	Pickar et al. ....	D8/331

\* cited by examiner

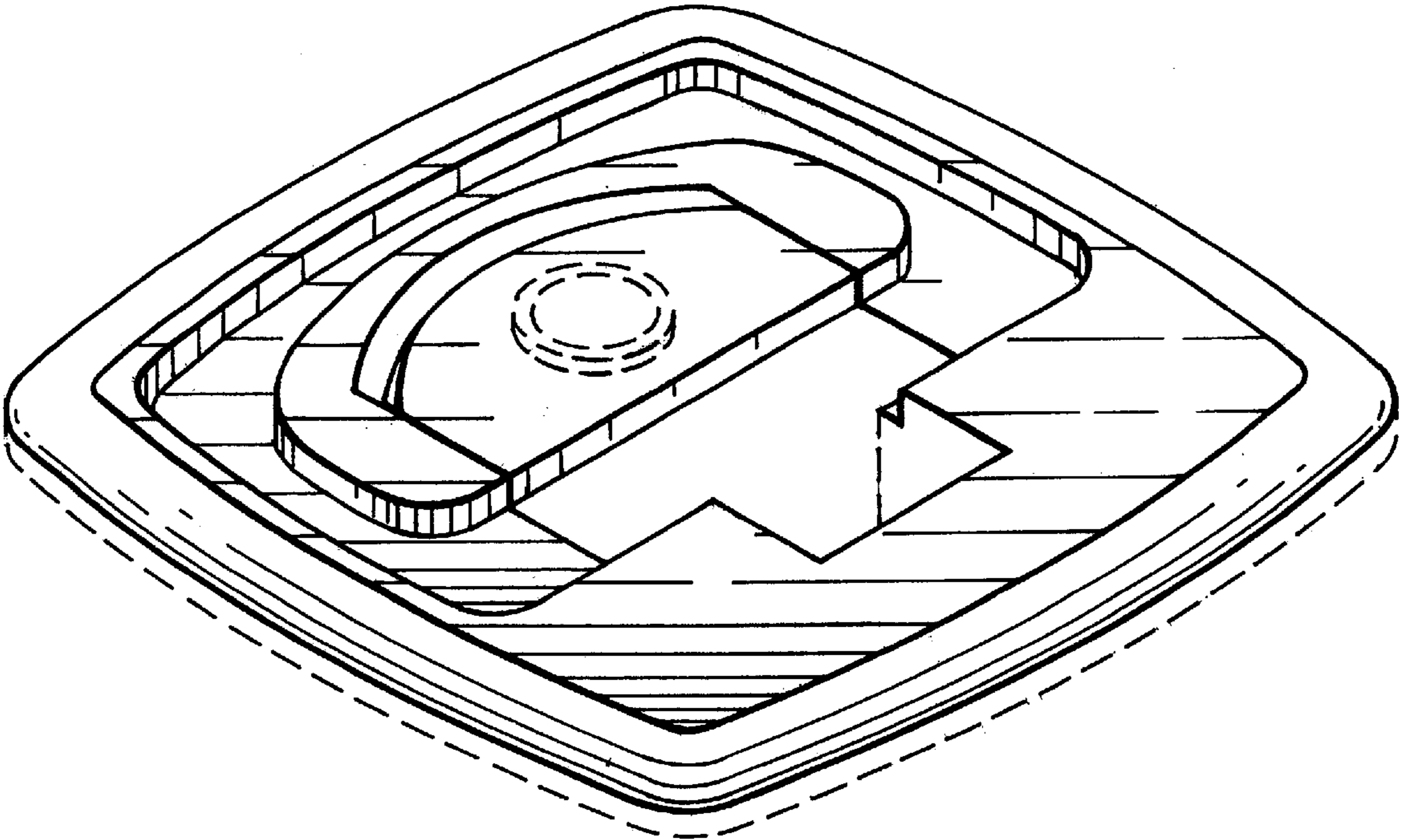


FIG. 1

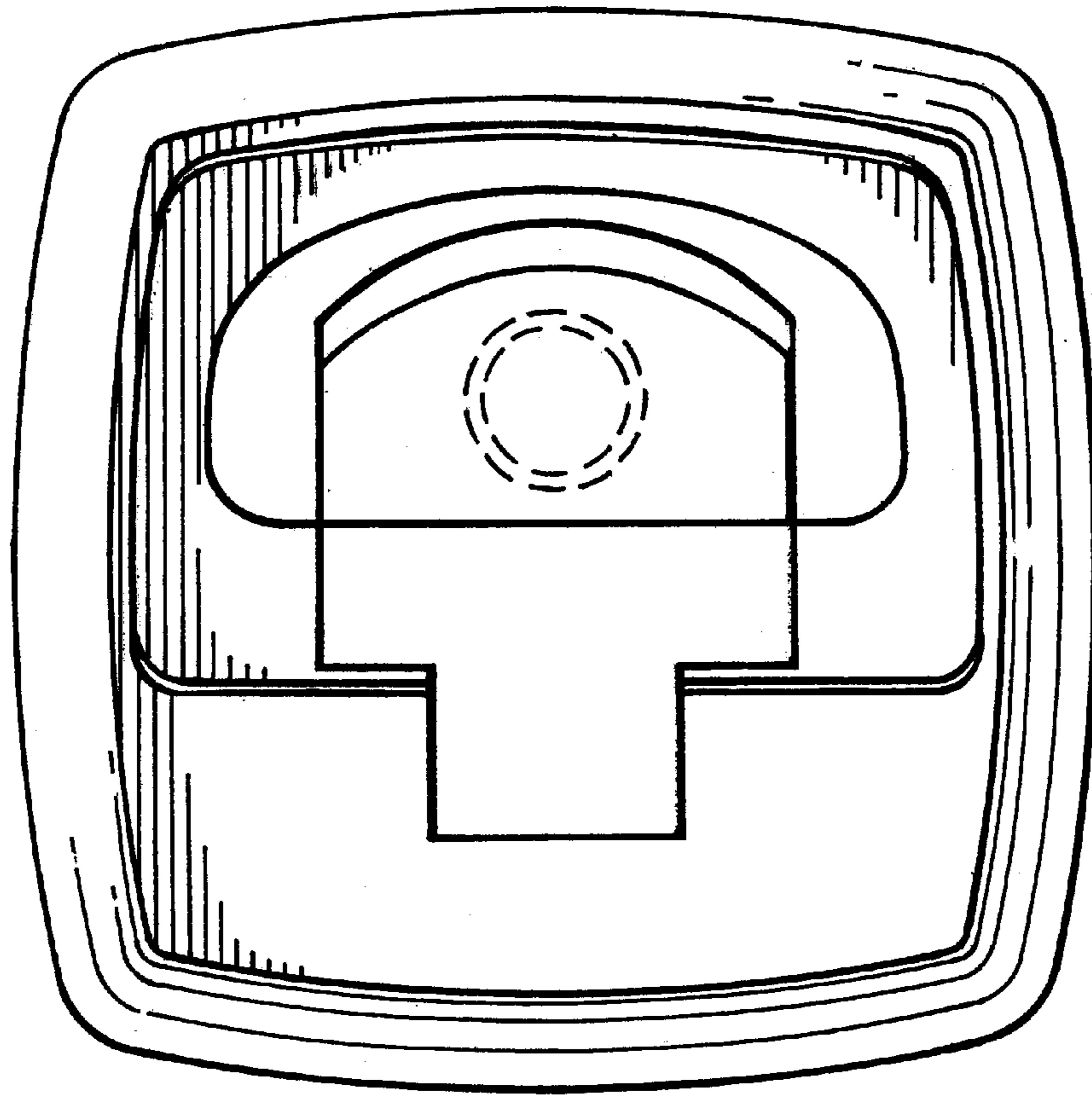


FIG. 2

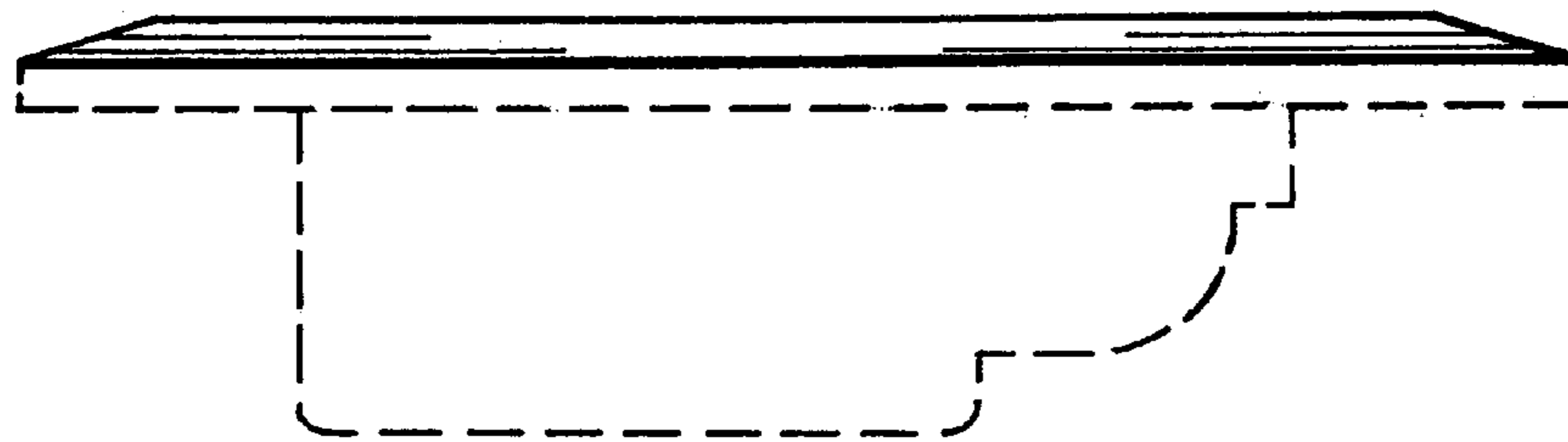


FIG. 3




FIG. 4