



US00D533033S

(12) **United States Design Patent**
Wagner

(10) **Patent No.:** **US D533,033 S**

(45) **Date of Patent:** **** Dec. 5, 2006**

(54) **KNIFE**
(75) Inventor: **James Wagner**, Grand Island, NE (US)
(73) Assignee: **Wheatware USA, Inc.**, Huntington Beach, CA (US)
(**) Term: **14 Years**

D236,070 S * 7/1975 Dart D7/650
D252,315 S * 7/1979 Dart D7/650
D385,159 S * 10/1997 Gagnon et al. D7/650
D492,549 S * 7/2004 Welch D7/645
D499,939 S * 12/2004 Poupel D7/649
D509,708 S * 9/2005 Schmidt D7/645

* cited by examiner

(21) Appl. No.: **29/244,954**
(22) Filed: **Dec. 14, 2005**

Primary Examiner—Caron D. Veynar
Assistant Examiner—Ricky Pham
(74) *Attorney, Agent, or Firm*—John J. Connors; Connors & Assoc. Inc.

(51) **LOC (8) Cl.** **07-03**
(52) **U.S. Cl.** **D7/650**
(58) **Field of Classification Search** D7/393,
D7/395, 401.2, 642, 645, 649, 650, 652, 653,
D7/662–664; D8/75, 80, 83, 87, 98, 99, 102,
D8/107, 300, 303; 30/142, 147–149, 329,
30/340, 342–344, 346
See application file for complete search history.

(57) **CLAIM**

The ornamental design for the knife, as shown and described.

DESCRIPTION

FIG. 1 is a top plan view of a knife showing my new design; FIG. 2 is a front elevational view thereof; FIG. 3 is a left side elevational view thereof; FIG. 4 is a rear elevational view thereof; FIG. 5 is a bottom plan view thereof; and, FIG. 6 is a right side elevational view.

(56) **References Cited**

U.S. PATENT DOCUMENTS

D188,278 S * 6/1960 Fiske D7/649
D216,496 S * 1/1970 Wentzel D7/649
D231,071 S * 4/1974 Hill D7/650

1 Claim, 1 Drawing Sheet

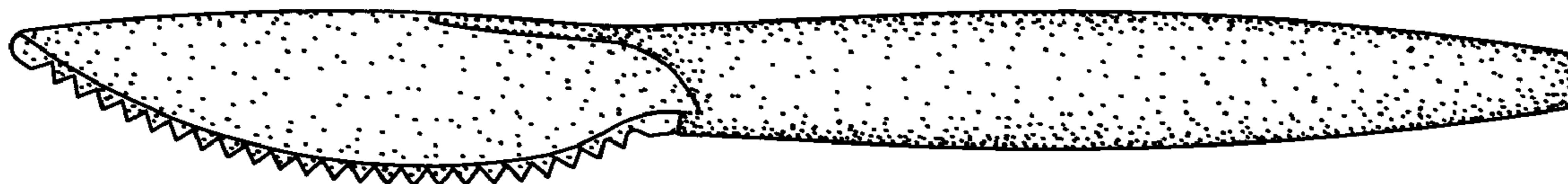




Fig. 1



Fig. 2




Fig. 3

Fig. 4



Fig. 5




Fig. 6