



US00D533023S

(12) **United States Design Patent** (10) **Patent No.:** **US D533,023 S**
Lo (45) **Date of Patent:** **** Dec. 5, 2006**

- (54) **MILK AND CREAM FROTHER**
- (75) Inventor: **Yui-Ming Lo**, Hong Kong (HK)
- (73) Assignee: **Goodhome Products Limited**, Hong Kong (HK)
- (**) Term: **14 Years**
- (21) Appl. No.: **29/251,997**
- (22) Filed: **Jan. 18, 2006**
- (51) **LOC (8) Cl.** **31-00**
- (52) **U.S. Cl.** **D7/379**
- (58) **Field of Classification Search** D7/306, D7/309, 311, 376-386, 412, 413, 415, 509, D7/523, 529, 530, 665, 166-169, 300.1, 673, D7/678, 693; 99/348, 492, 509-511; 241/30, 241/33, 36, 37.5, 168, 101.01, 101.1, 199, 241/101.2, 279, 282.2, 199.12, 282.1, 291, 241/292.1, 301, 169.1-169.2, 274-278.2, 241/285.1-285.3; 366/64-67, 93, 98, 100, 366/129, 130, 146, 192, 204, 206, 197-214, 366/241-254, 279, 282, 314, 318, 194, 325.3, 366/325.92, 325.93, 327.2, 328.2, 329.1, 366/330.1, 330.2, 330.3-330.5, 219-221, 366/341-349; D8/1, 16, 20, 9; D9/447; 219/209
See application file for complete search history.

(56) **References Cited**
U.S. PATENT DOCUMENTS

1,766,171	A	*	6/1930	Hetherington	241/301
3,117,769	A	*	1/1964	Spingler	366/129
D323,955	S	*	2/1992	Rixen	D7/376
D452,111	S	*	12/2001	Lane	D7/376
D453,664	S	*	2/2002	Brady	D7/598
6,558,035	B1	*	5/2003	Lane	366/129

D476,523	S	*	7/2003	Bodum	D7/379
6,719,450	B1	*	4/2004	Glucksman et al.	366/129
D490,647	S	*	6/2004	Buesching	D7/379
D493,330	S	*	7/2004	Lane	D7/395
D500,631	S	*	1/2005	Ranzoni	D7/376
D506,102	S	*	6/2005	Ikegaki	D7/379
D510,837	S	*	10/2005	Lloyd et al.	D7/376

OTHER PUBLICATIONS

Restoration Hardware—Holiday 2002 p. 61, Item #E. Aero-latte.*
 The Added Touch—Holiday 2003-2004 p. 53, Item #9265u—Latte Whip.*
 Gourmet products for the coffee enthusiast—Winter 2005 p. 24, Item #3B57—Aerplatte Deluxe S5.*

* cited by examiner

Primary Examiner—Cathron C. Brooks
Assistant Examiner—Ricky Pham
 (74) *Attorney, Agent, or Firm*—Alix, Yale & Ristas, LLP

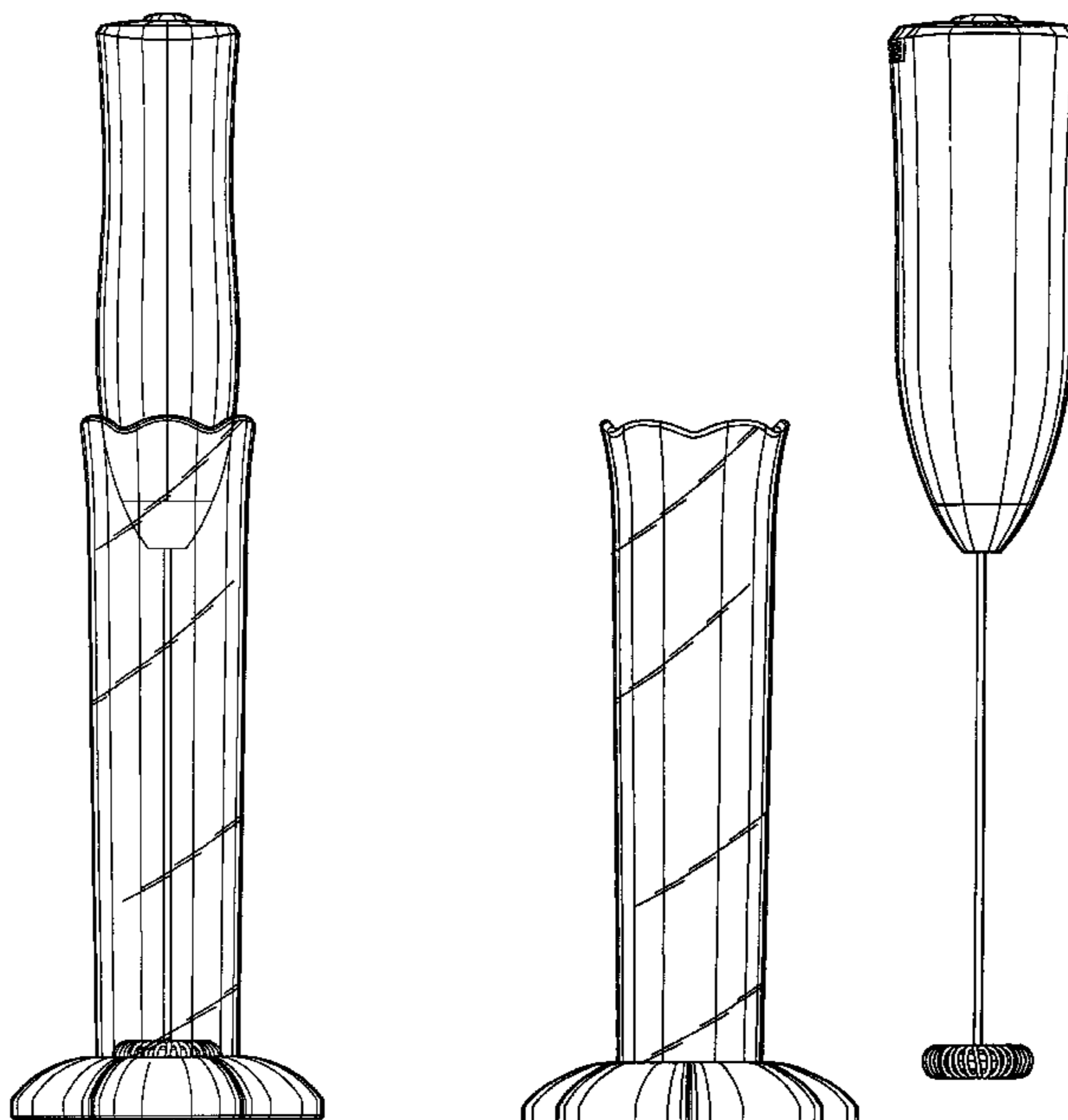
(57) **CLAIM**

The ornamental design for a milk and cream frother, as shown and described.

DESCRIPTION

FIG. 1 is a front elevational view of a milk and cream frother showing my new design;
 FIG. 2 is a rear elevational view thereof;
 FIG. 3 is a left side elevational view thereof;
 FIG. 4 is a right side elevational view thereof
 FIG. 5 is a top plan view thereof;
 FIG. 6 is a bottom plan view thereof; and,
 FIG. 7 is a left side view of the milk and cream frother of FIG. 1 shown separately for completeness of illustration.

1 Claim, 4 Drawing Sheets



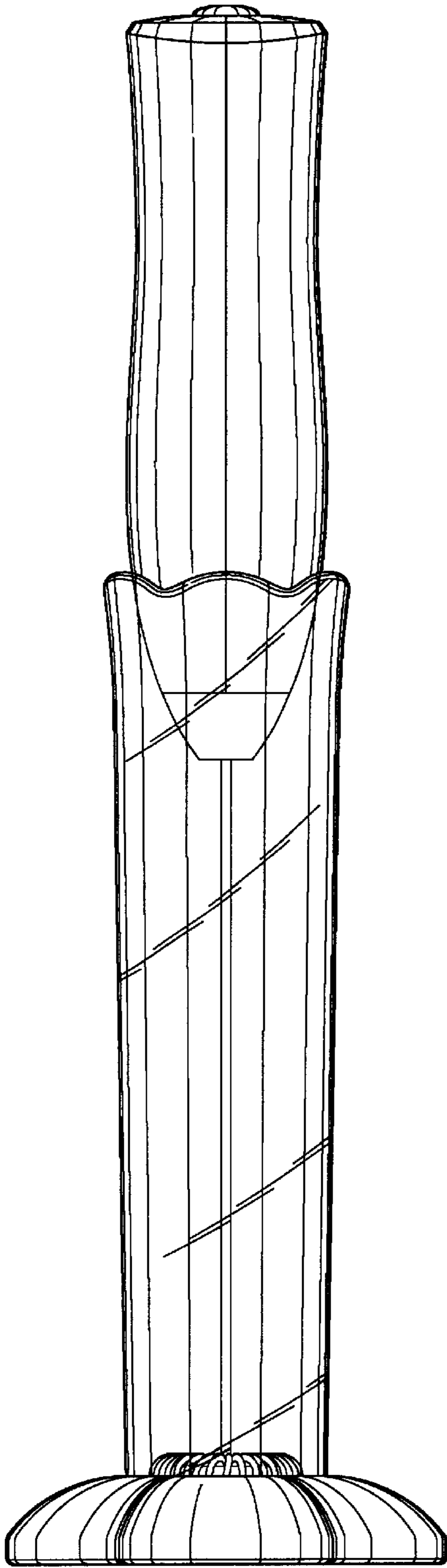


FIG. 1

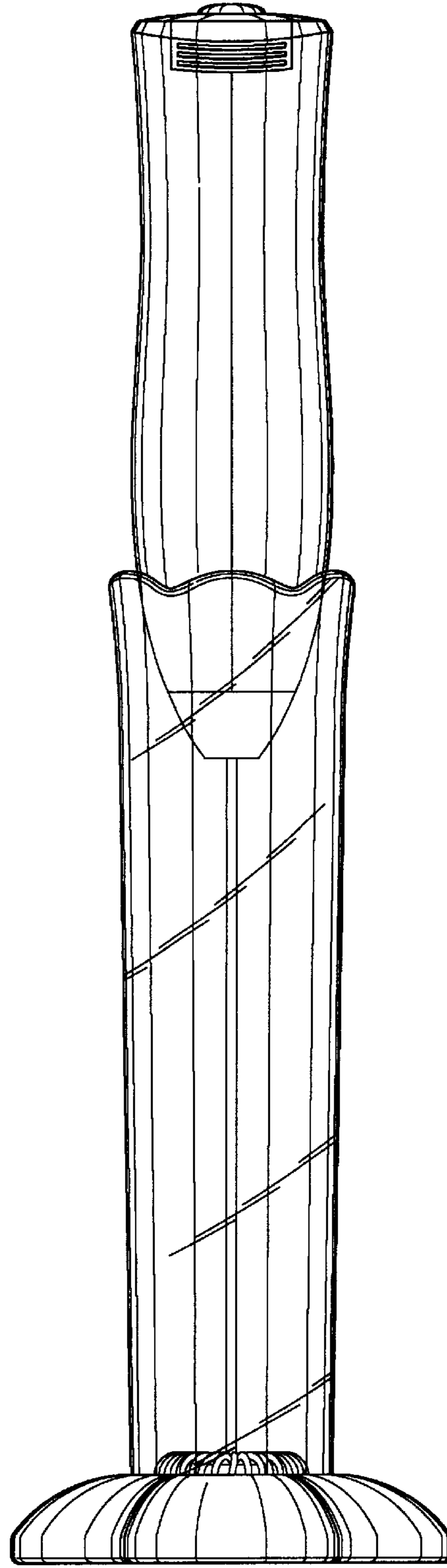


FIG. 2

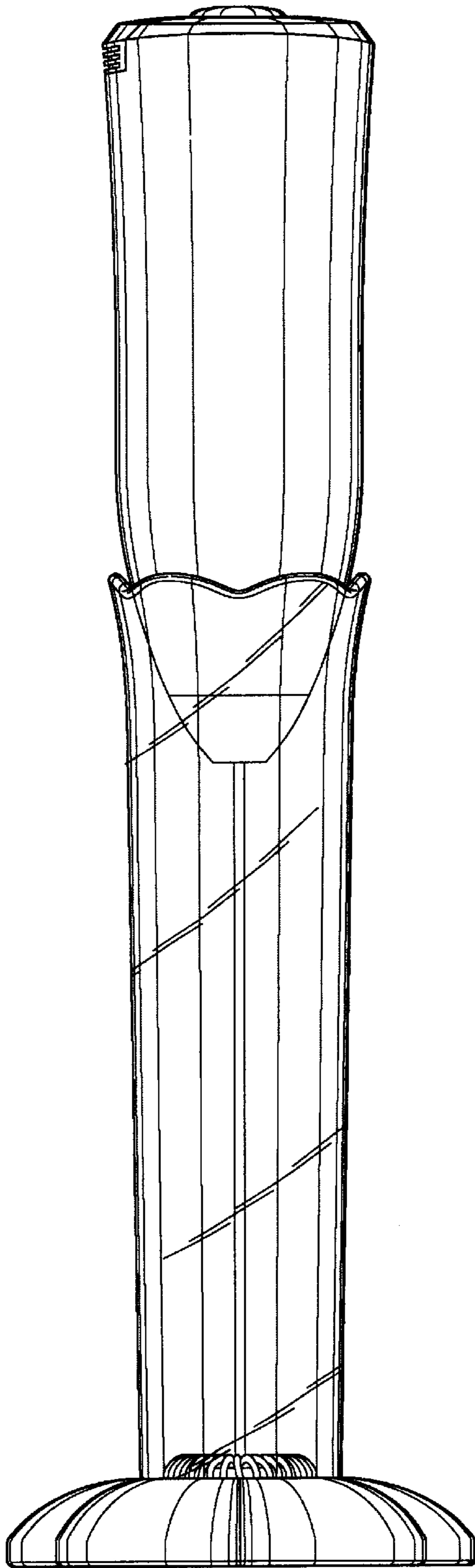


FIG. 3

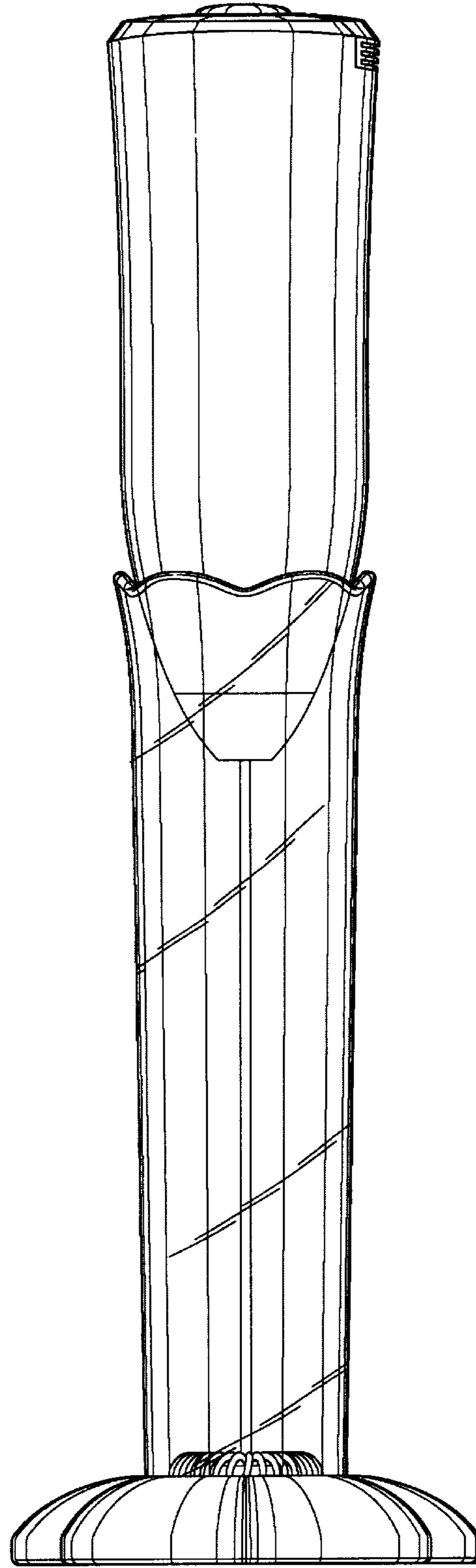


FIG. 4

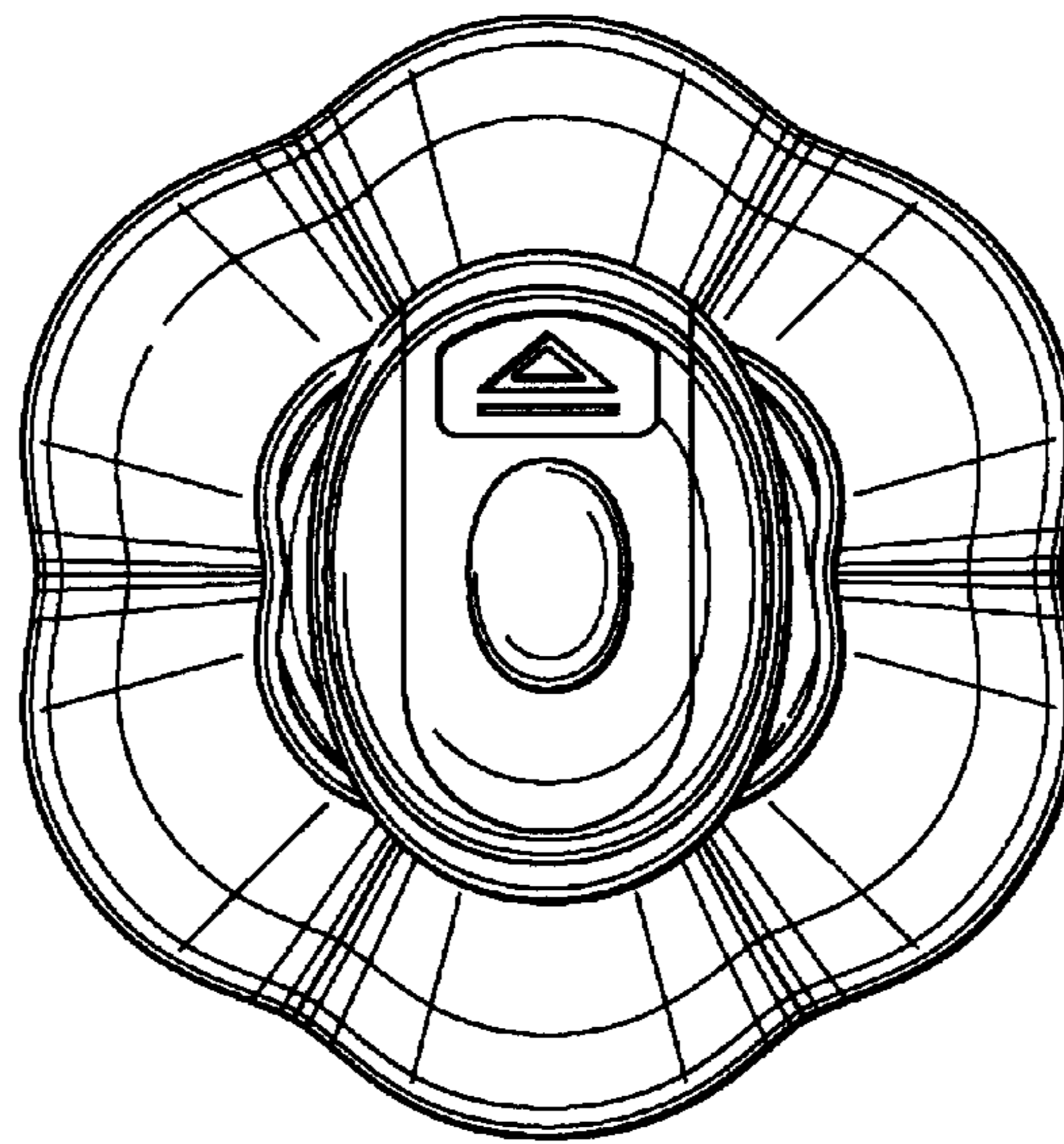


FIG. 5

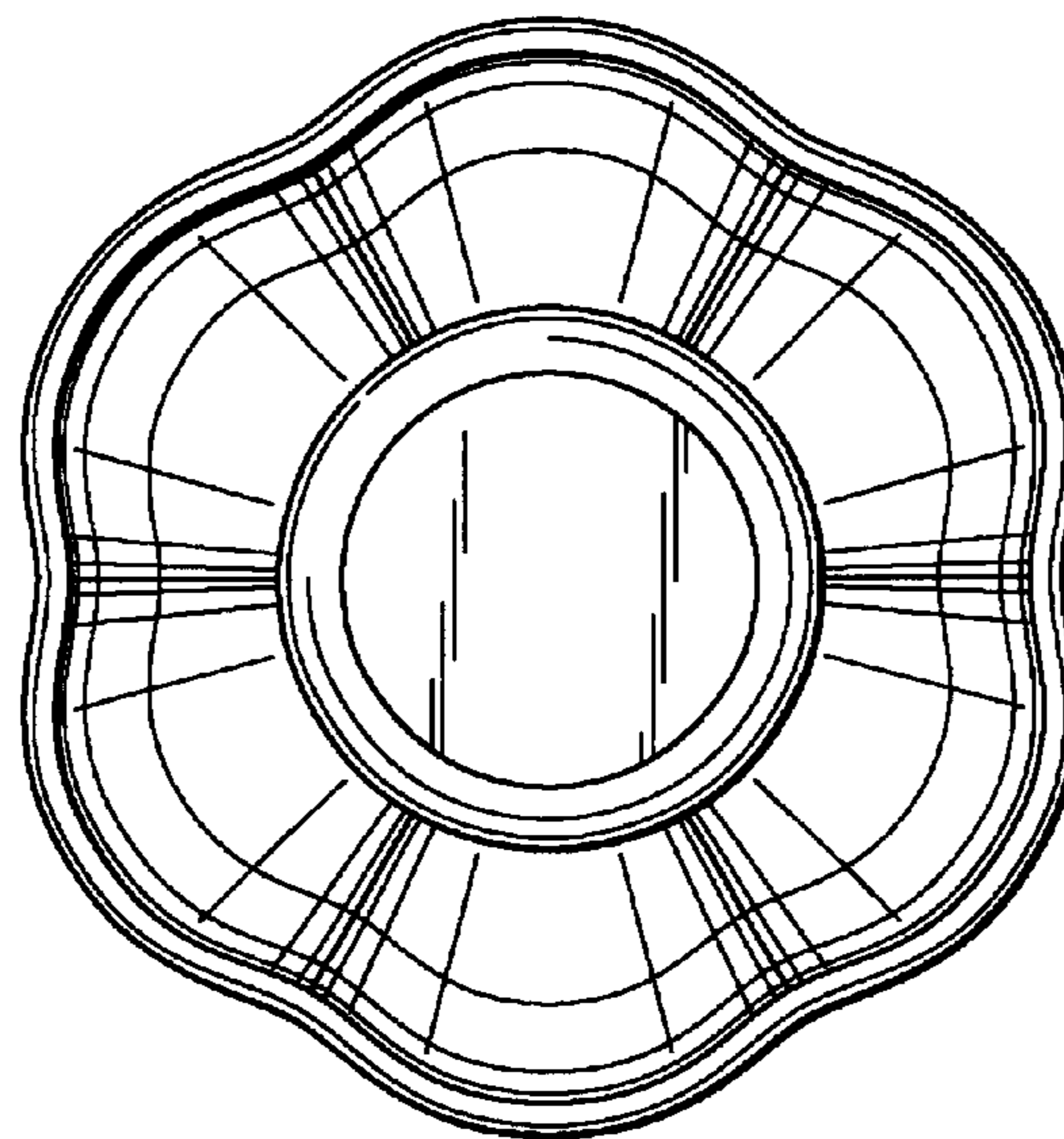


FIG. 6

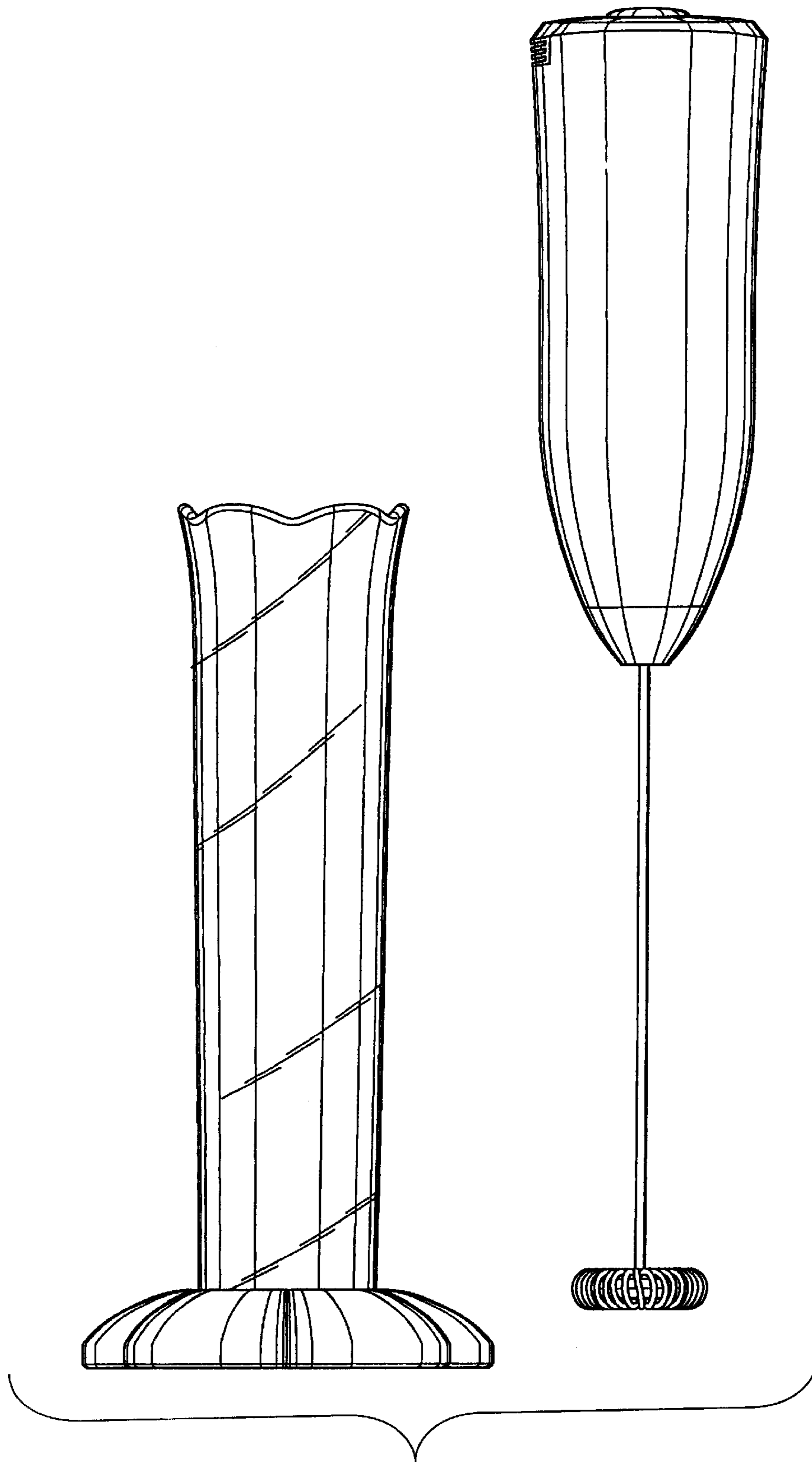


FIG. 7