



US00D533022S

(12) **United States Design Patent** (10) **Patent No.:** **US D533,022 S**
Piret (45) **Date of Patent:** **** Dec. 5, 2006**

(54) **ELECTRIC HAND MIXER**
(75) **Inventor:** **Philippe Piret, Mézières-sur-Seine (FR)**
(73) **Assignee:** **SEB S.A., Ecully (FR)**
(**) **Term:** **14 Years**

(21) **Appl. No.:** **29/230,536**
(22) **Filed:** **May 24, 2005**

(30) **Foreign Application Priority Data**

Nov. 25, 2004 (FR) 04 5740

(51) **LOC (8) Cl.** **31-00**
(52) **U.S. Cl.** **D7/379**
(58) **Field of Classification Search** D7/376–386,
D7/412–414, 673, 678, 693, 300.1; 99/348,
99/492; 241/33, 36, 37.5, 101.01, 101.1,
241/101, 199, 101.2, 168, 169.1, 169.2, 291,
241/199.12, 279, 282.1, 292.1; 366/64–67,
366/129, 98, 100, 130, 325.92–325.94, 330.1–330.5,
366/341–343, 146, 192, 204, 241, 247, 279,
366/282, 318, 325.3, 327.2, 328.2, 329.1
See application file for complete search history.

(56) **References Cited**

U.S. PATENT DOCUMENTS

1,766,171 A * 6/1930 Hetherington 241/301
D308,001 S * 5/1990 Ricard D7/376
D314,489 S * 2/1991 Van Deursen et al. D7/379
D345,076 S * 3/1994 Saltet D7/376
D358,293 S * 5/1995 Sebastia D7/376
D361,241 S * 8/1995 Littmann D7/376
D383,938 S * 9/1997 Littmann D7/376
D392,504 S * 3/1998 Lallemand D7/376
D398,809 S * 9/1998 Henderson D7/376
D400,756 S * 11/1998 Henderson D7/376

5,863,118 A * 1/1999 Ackels et al. 366/129
D408,214 S * 4/1999 Cousins D7/376
D426,105 S * 6/2000 Littmann D7/376
D437,184 S * 2/2001 Cruz D7/379
6,186,656 B1 * 2/2001 Penaranda et al. 366/129
D447,380 S * 9/2001 Feil D7/376
6,293,691 B1 * 9/2001 Rebordosa et al. 366/129
D456,206 S * 4/2002 Feil D7/376
6,398,403 B1 * 6/2002 Rebordosa et al. 366/129
D485,729 S * 1/2004 Patton et al. D7/379
D510,837 S * 10/2005 Lloyd et al. D7/376
2002/0034121 A1 * 3/2002 Rebordosa et al. 366/129

FOREIGN PATENT DOCUMENTS

EP DM/050738 * 9/1999

* cited by examiner

Primary Examiner—Cathron C. Brooks
Assistant Examiner—Ricky Pham
(74) *Attorney, Agent, or Firm*—Young & Thompson

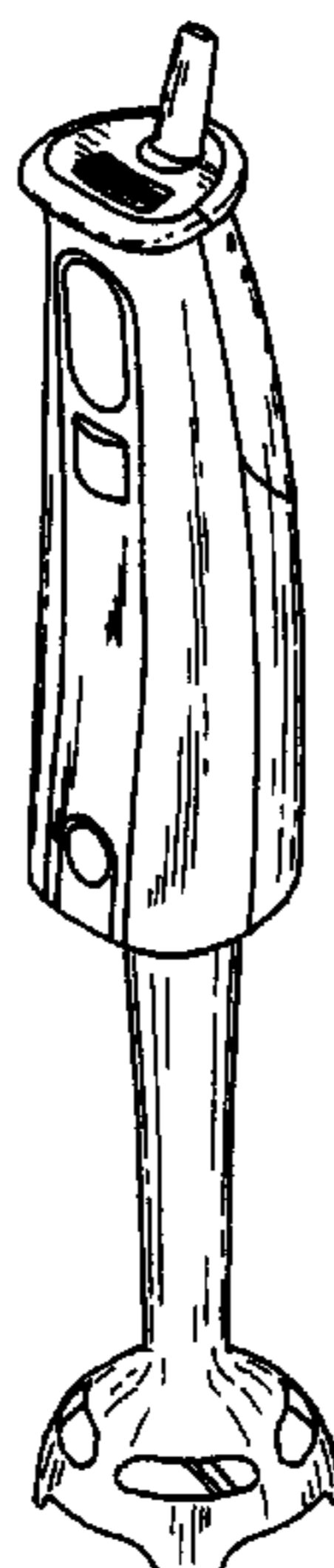
(57) **CLAIM**

The ornamental design for an electric hand mixer, as shown and described.

DESCRIPTION

FIG. 1 is a side elevational view of an electric hand mixer, showing my new design;
FIG. 2 is a side elevational view thereof from the side opposite that shown in FIG. 1;
FIG. 3 is a side elevational view thereof from the left of FIG. 1;
FIG. 4 is a side elevational view thereof from the right of FIG. 1;
FIG. 5 is a top plan view thereof;
FIG. 6 is a bottom plan view thereof; and,
FIG. 7 is a top and side perspective view thereof.

1 Claim, 7 Drawing Sheets






FIG. 1

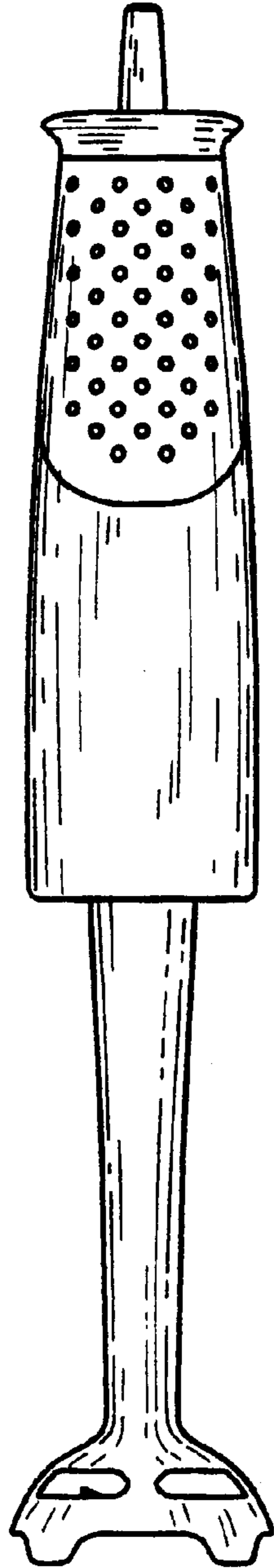


FIG. 2

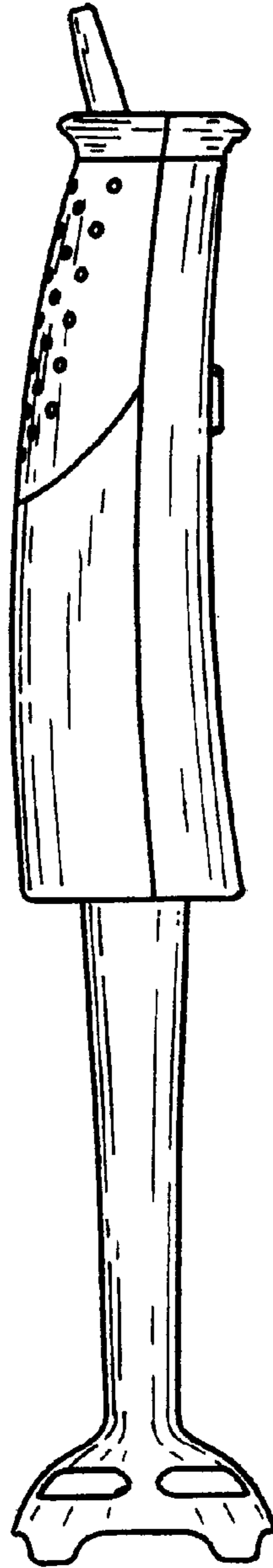


FIG. 3




FIG. 4




FIG. 5



FIG. 6

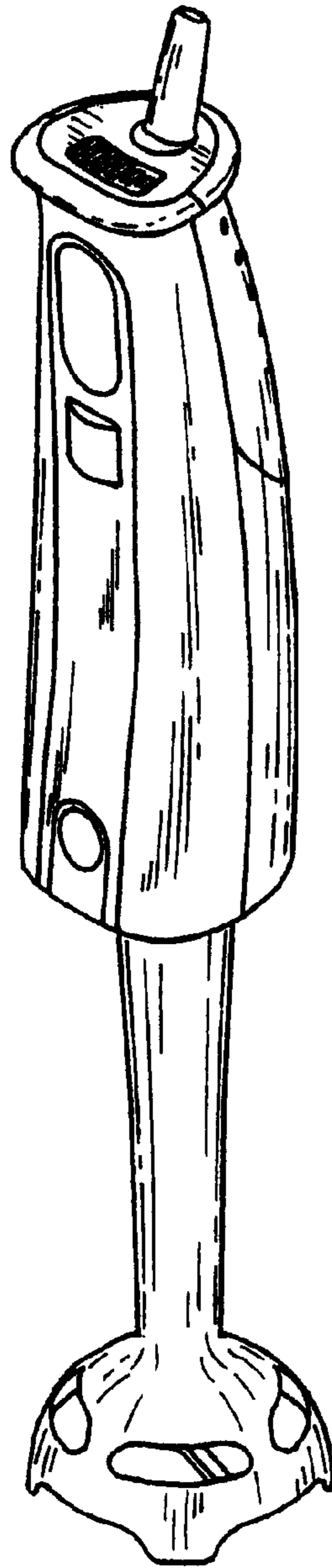


FIG. 7