



US00D532998S

(12) **United States Design Patent** (10) **Patent No.:** **US D532,998 S**
Domack et al. (45) **Date of Patent:** **** *Dec. 5, 2006**

(54) **DINING TABLE**

D457,748 S * 5/2002 Wistehuff, Sr. D6/436
D486,325 S 2/2004 Wanek et al.
D497,064 S 10/2004 Domack
D514,358 S * 2/2006 Everson et al. D6/480

(75) Inventors: **Randy D. Domack**, Trempealeau, WI (US); **Terry A. Everson**, Blair, WI (US)

(73) Assignee: **Ashley Furniture Industries, Inc.**, Arcadia, WI (US)

(*) Notice: This patent is subject to a terminal disclaimer.

(**) Term: **14 Years**

(21) Appl. No.: **29/220,958**

(22) Filed: **Jan. 7, 2005**

(51) **LOC (8) Cl.** **06-03**

(52) **U.S. Cl.** **D6/480**

(58) **Field of Classification Search** D6/480-489, D6/495-499, 429, 511, 491, 477; 108/150, 108/153.1, 155, 156, 161; 248/188, 188.1, 248/188.7, 188.8

See application file for complete search history.

(56) **References Cited**

U.S. PATENT DOCUMENTS

D333,932 S 3/1993 Martin
D364,765 S 12/1995 Martin
D374,137 S * 10/1996 Paus D6/480
D394,767 S 6/1998 Nourse
D402,487 S 12/1998 Muller
D431,131 S * 9/2000 Wistehuff, Sr. D6/480
D449,187 S * 10/2001 Maitland-Smith D6/480

OTHER PUBLICATIONS

Standard Furniture, "Florence 19720," undated.
Thomasville, "Lisbon Living Room," undated.
Geral K. Geerlings, "Spanish Wrought Iron: Illustrations," "Wrought Iron in Architecture, *An Illustrated Survey*," p. 75, undated.

* cited by examiner

Primary Examiner—Janice E. Seeger

(74) *Attorney, Agent, or Firm*—Patterson, Thunte, Skaar & Christensen, P.A.

(57) **CLAIM**

We claim the ornamental design for a dining table, as shown and described.

DESCRIPTION

FIG. 1 is a perspective view of a dining table according to an embodiment of the invention.

FIG. 2 is a front view of a dining table according to an embodiment of the invention.

FIG. 3 is a side view of a dining table according to an embodiment of the invention. The view from the opposite being a mirror image thereof; and,

FIG. 4 is a top view of a dining table according to an embodiment of the invention.

1 Claim, 4 Drawing Sheets




FIG. 1




FIG. 2

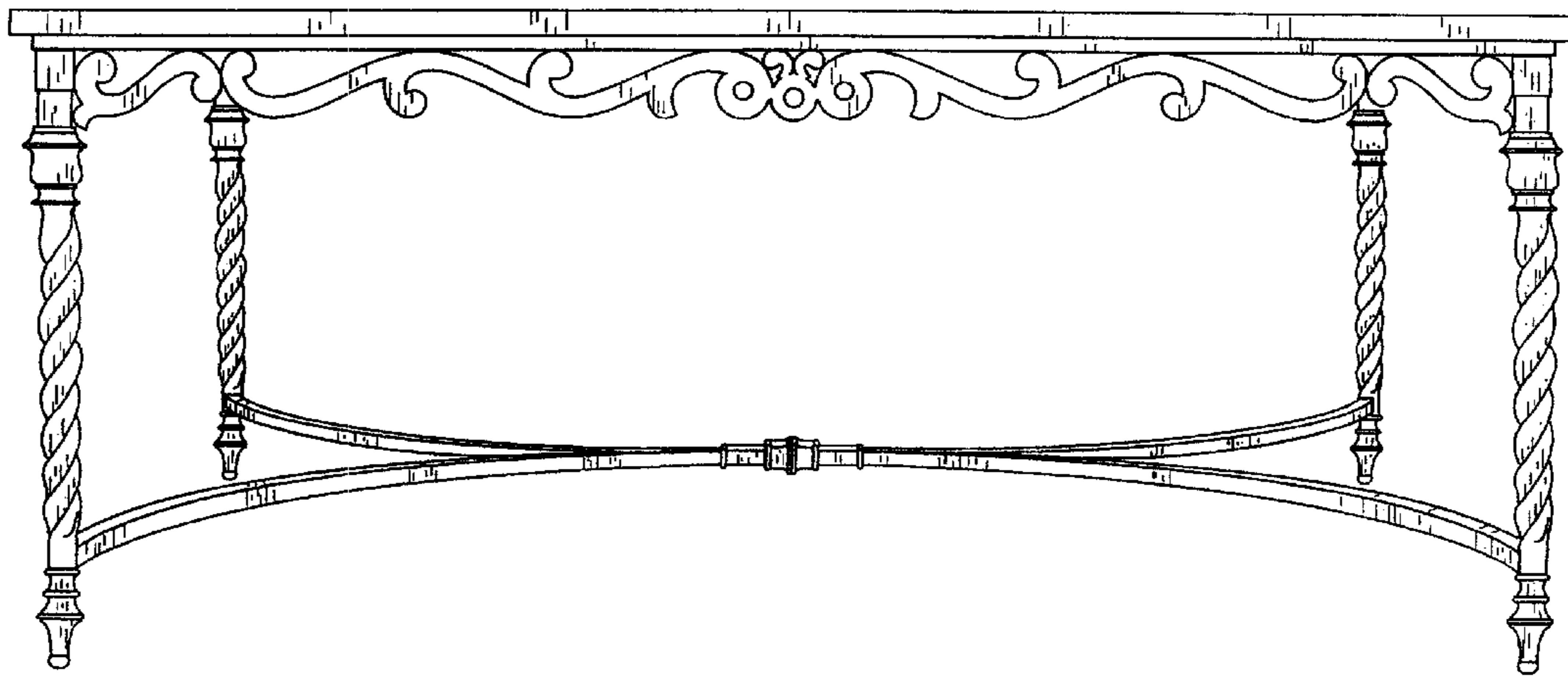


FIG. 3

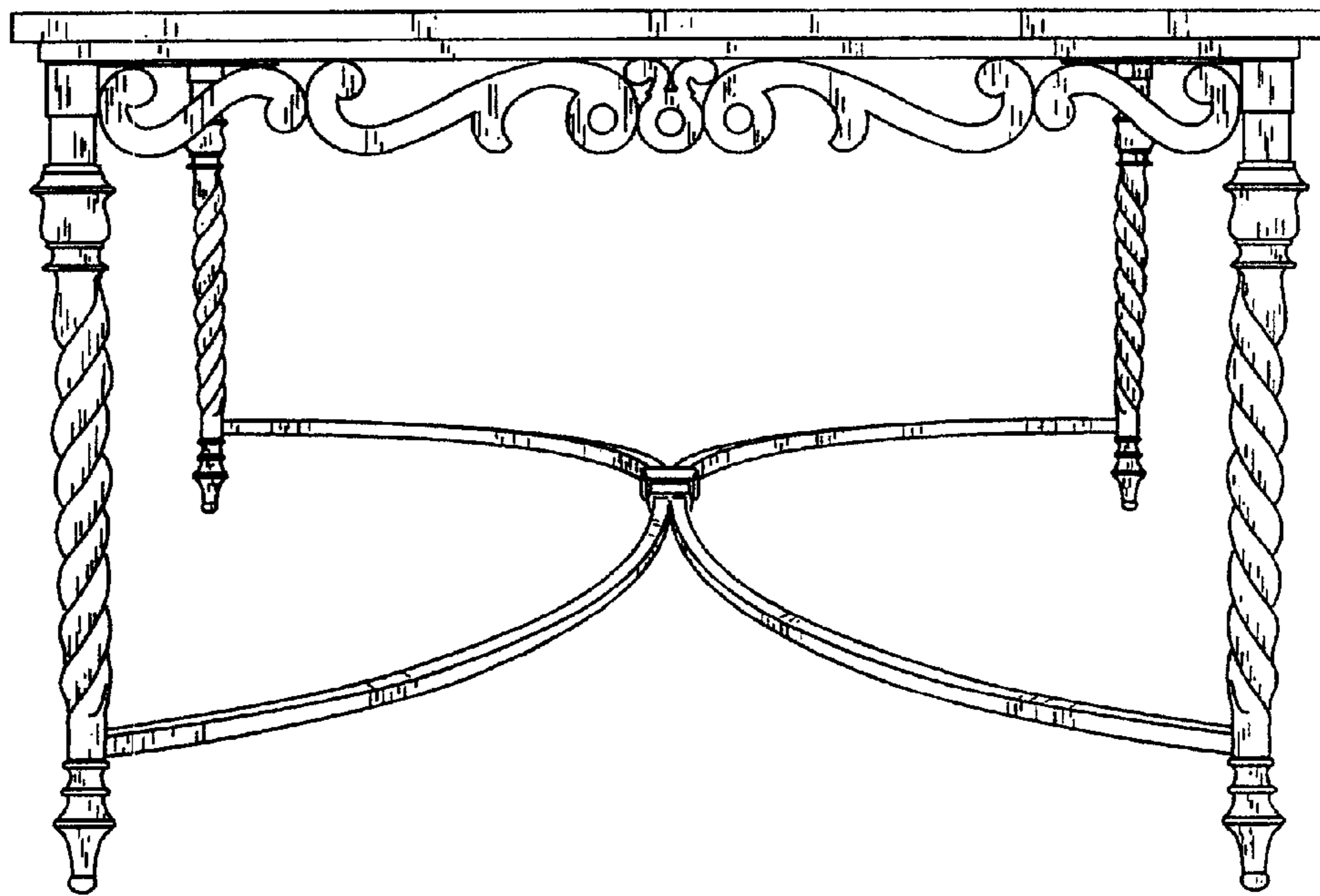


FIG. 4

