



US00D532986S

(12) **United States Design Patent**
Kettler et al.

(10) **Patent No.:** **US D532,986 S**
(45) **Date of Patent:** **** Dec. 5, 2006**

(54) **PATIO CHAIR**

(76) Inventors: **Joachim Kettler**, 429 62nd St., West
New York, NJ (US) 07093; **Reinhard
Rocholl**, 429 62nd St., West New York,
NJ (US) 07093

(**) Term: **14 Years**

(21) Appl. No.: **29/223,396**

(22) Filed: **Feb. 14, 2005**

(51) **LOC (8) Cl.** **06-01**

(52) **U.S. Cl.** **D6/376; D6/379**

(58) **Field of Classification Search** D6/334,
D6/335, 369, 371-374, 375, 376, 379, 380,
D6/500-502; 297/445.1, 446.1, 452.64, 411.42
See application file for complete search history.

(56) **References Cited**

U.S. PATENT DOCUMENTS

- D180,240 S * 5/1957 McTyeire, Jr. D6/369
- D286,828 S * 11/1986 Arthur, Jr. D6/376
- D357,818 S * 5/1995 Stoddart et al. D6/376

- D416,703 S * 11/1999 Lin D6/376
- D437,501 S * 2/2001 Rehmert et al. D6/376
- D495,890 S * 9/2004 Chadwick et al. D6/373

* cited by examiner

Primary Examiner—Mimosa De

(57) **CLAIM**

The ornamental design for a patio chair, as shown and described.

DESCRIPTION

FIG. 1 is a top perspective view of a patio chair according to our novel design.

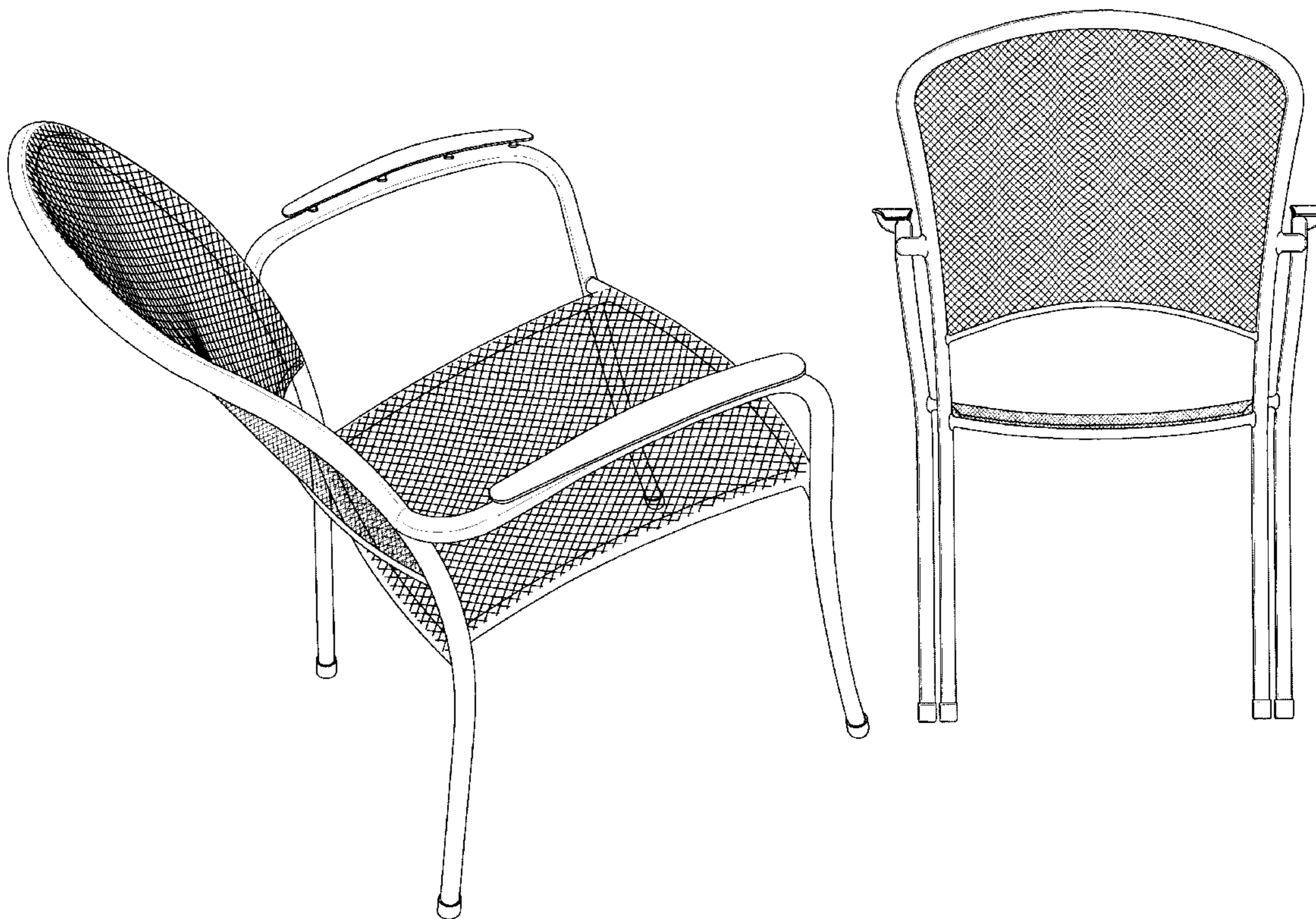
FIG. 2 is a side view of a patio chair according to our novel design.

FIG. 3 is a front view of a patio chair according to our novel design.

FIG. 4 is a rear view of a patio chair according to our novel design; and,

FIG. 5 is a top view of a patio chair according to our novel design.

1 Claim, 2 Drawing Sheets



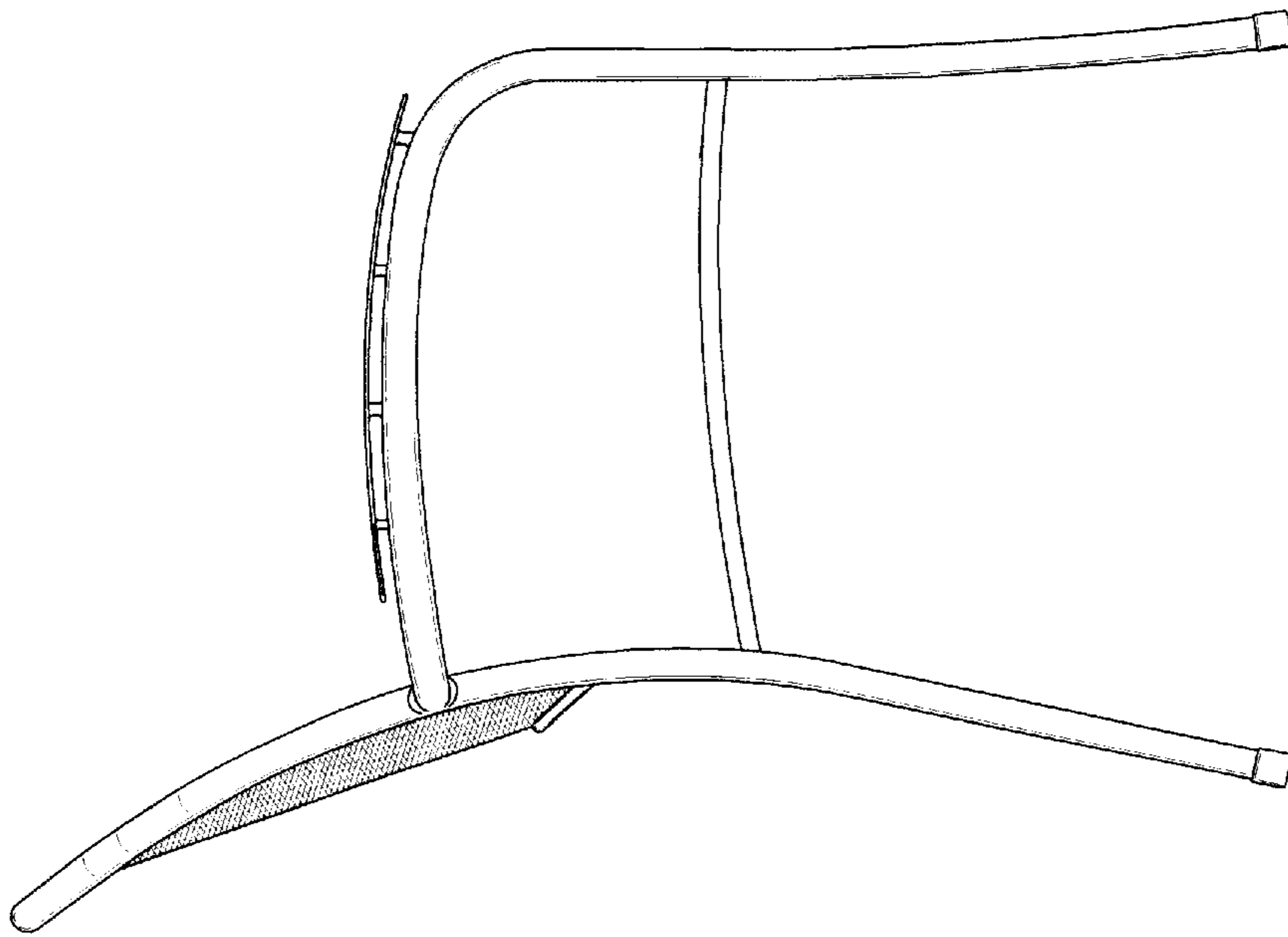


Fig. 2

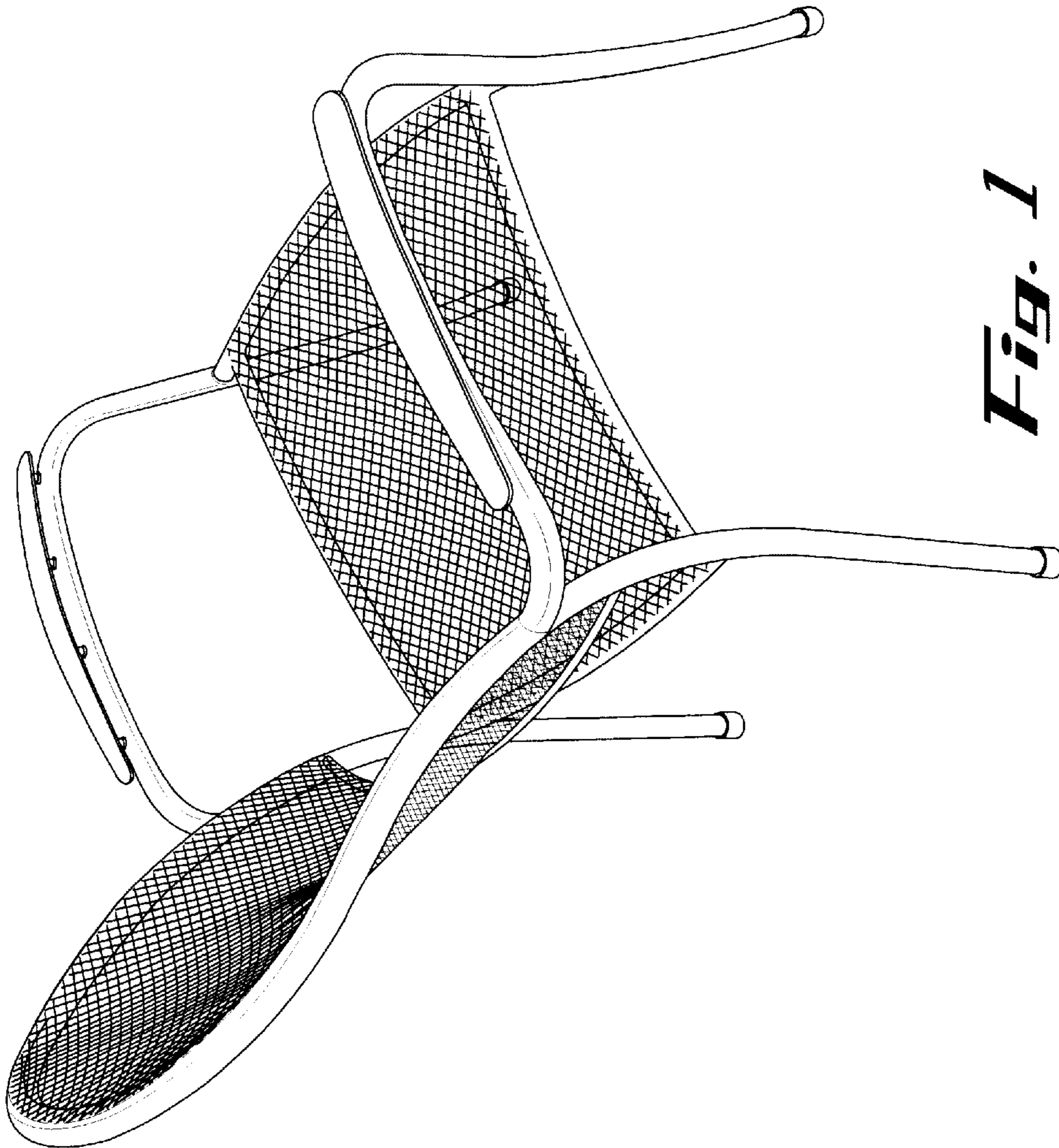


Fig. 1

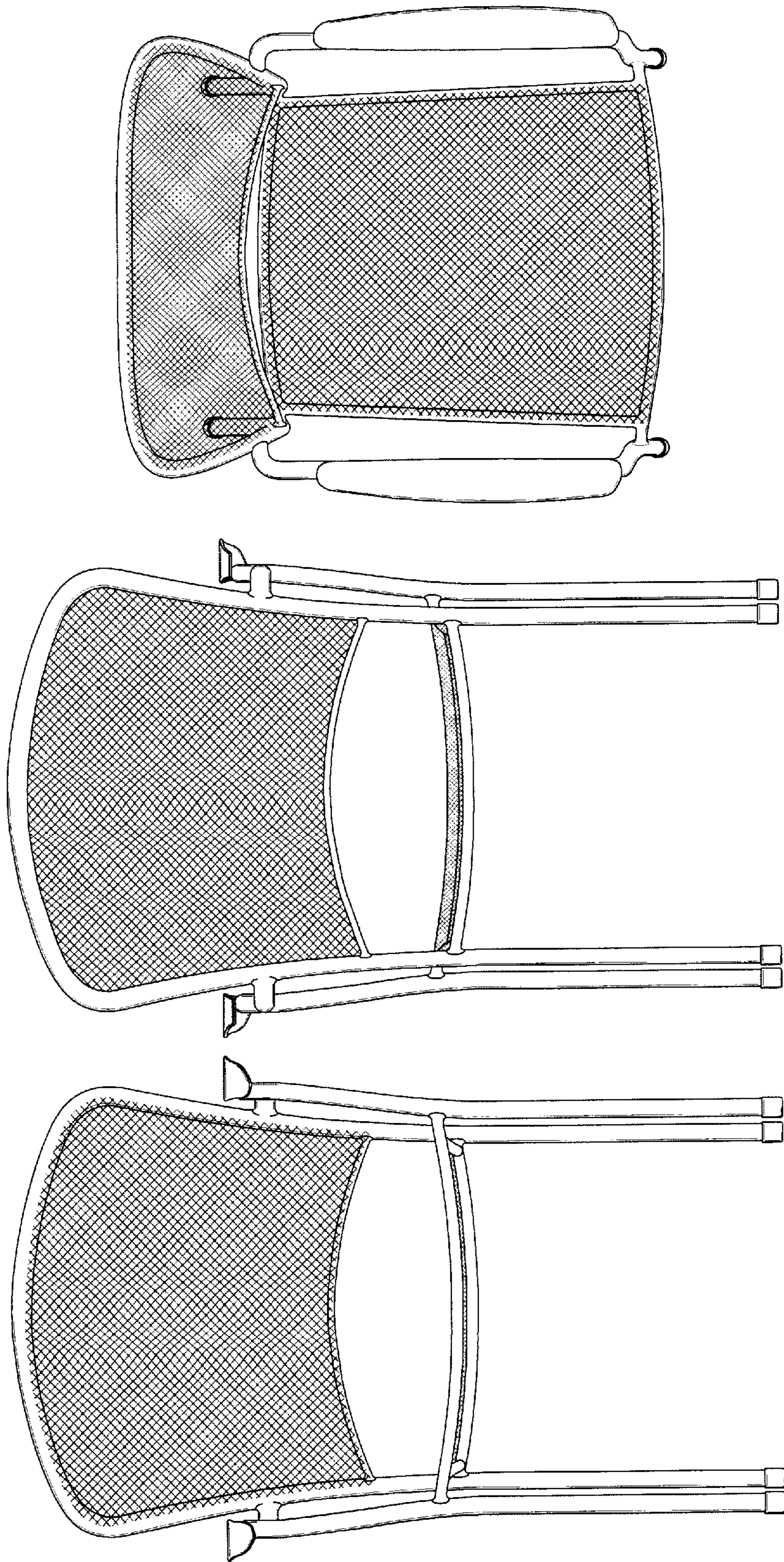


Fig. 5

Fig. 4

Fig. 3