



US00D532980S

(12) **United States Design Patent**  
**Hutton**

(10) **Patent No.:** **US D532,980 S**

(45) **Date of Patent:** **\*\* Dec. 5, 2006**

(54) **MIRROR**

(75) Inventor: **Jennifer Hutton**, New York, NY (US)

(73) Assignee: **Donghia, Inc.**, New York, NY (US)

(\*\*) Term: **14 Years**

(21) Appl. No.: **29/239,717**

(22) Filed: **Oct. 3, 2005**

(51) **LOC (8) Cl.** ..... **06-07**

(52) **U.S. Cl.** ..... **D6/300**

(58) **Field of Classification Search** ..... D6/300-314,  
D6/444; 40/700, 711, 714, 716, 720, 735,  
40/745, 765, 766, 780, 790, 727, 757, 722-724  
See application file for complete search history.

(56) **References Cited**

**U.S. PATENT DOCUMENTS**

D248,711 S	*	8/1978	Tougas et al.	.....	D6/300
D440,884 S	*	4/2001	Young	.....	D10/2
D460,865 S	*	7/2002	Keller	.....	D6/302
D505,553 S	*	5/2005	Mohundro	.....	D6/300

**OTHER PUBLICATIONS**

Pending U.S. Appl. No. 29/225,618, filed Mar. 18, 2005, Hutton.

Archive Page of Fondamenta Maini 78, Murano Venice, Italy 30172, Mediterraneo Traditional Venetian Glass Mirror #080SA622.

Archive Page of Fondamenta Maini, 78, Murano Venice, Italy 30172, Mediterraneo Contemporary Octagonal Venetian Glass Mirror #FT1030.

Web site page, <http://www.kohlerinteriors.com/baker>, The Thomas Pheasant Collection, Jewel Octagon Mirror No. 7821.

\* cited by examiner

*Primary Examiner*—Janice E. Seeger

*Assistant Examiner*—Sydney R. Buffalow

(74) *Attorney, Agent, or Firm*—Heslin Rothenberg Farley & Mesiti P.C.

(57) **CLAIM**

The ornamental design for the mirror, as shown and described.

**DESCRIPTION**

FIG. 1 is a perspective view of a mirror comprising the new design;

FIG. 2 is a front view thereof;

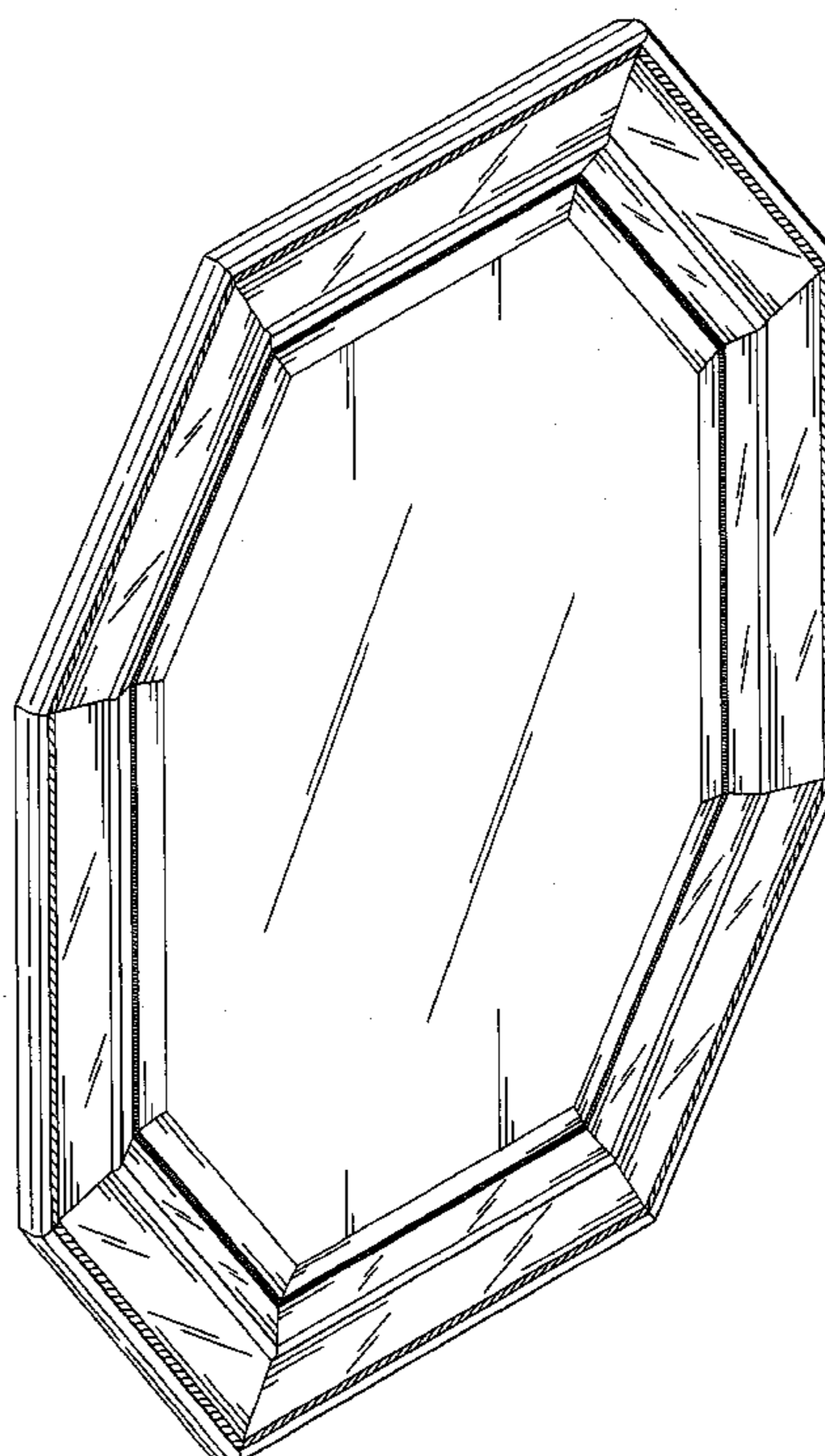
FIG. 3 is a bottom view thereof, where the top view is a mirror image thereof;

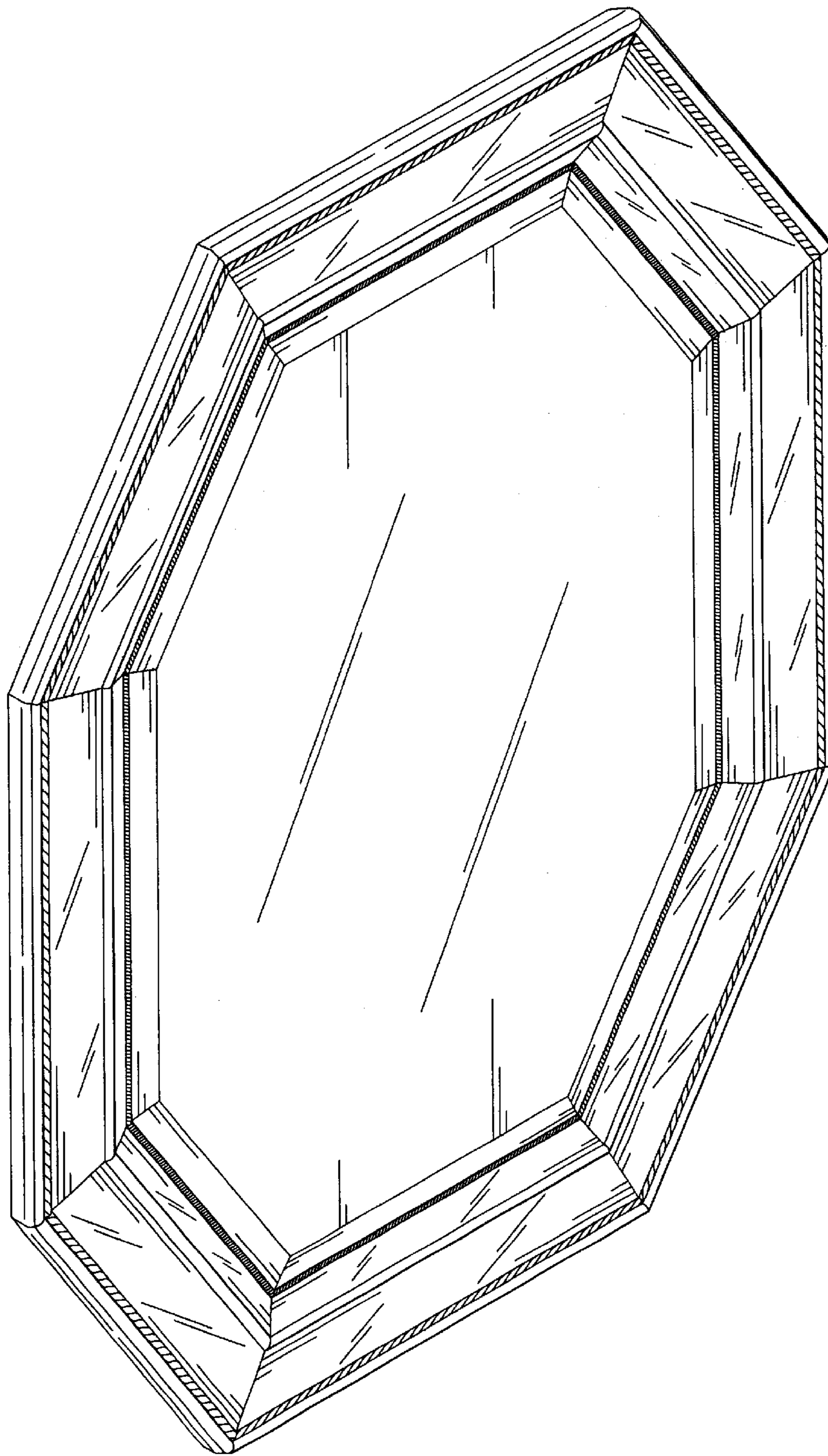
FIG. 4 is a left side view thereof, where the right side view is a mirror image thereof;

FIG. 5 is a front view of an alternative embodiment of said new design, portions of which are cut away to illustrate indeterminate width, which is the sole difference between it and FIGS. 1-4; and,

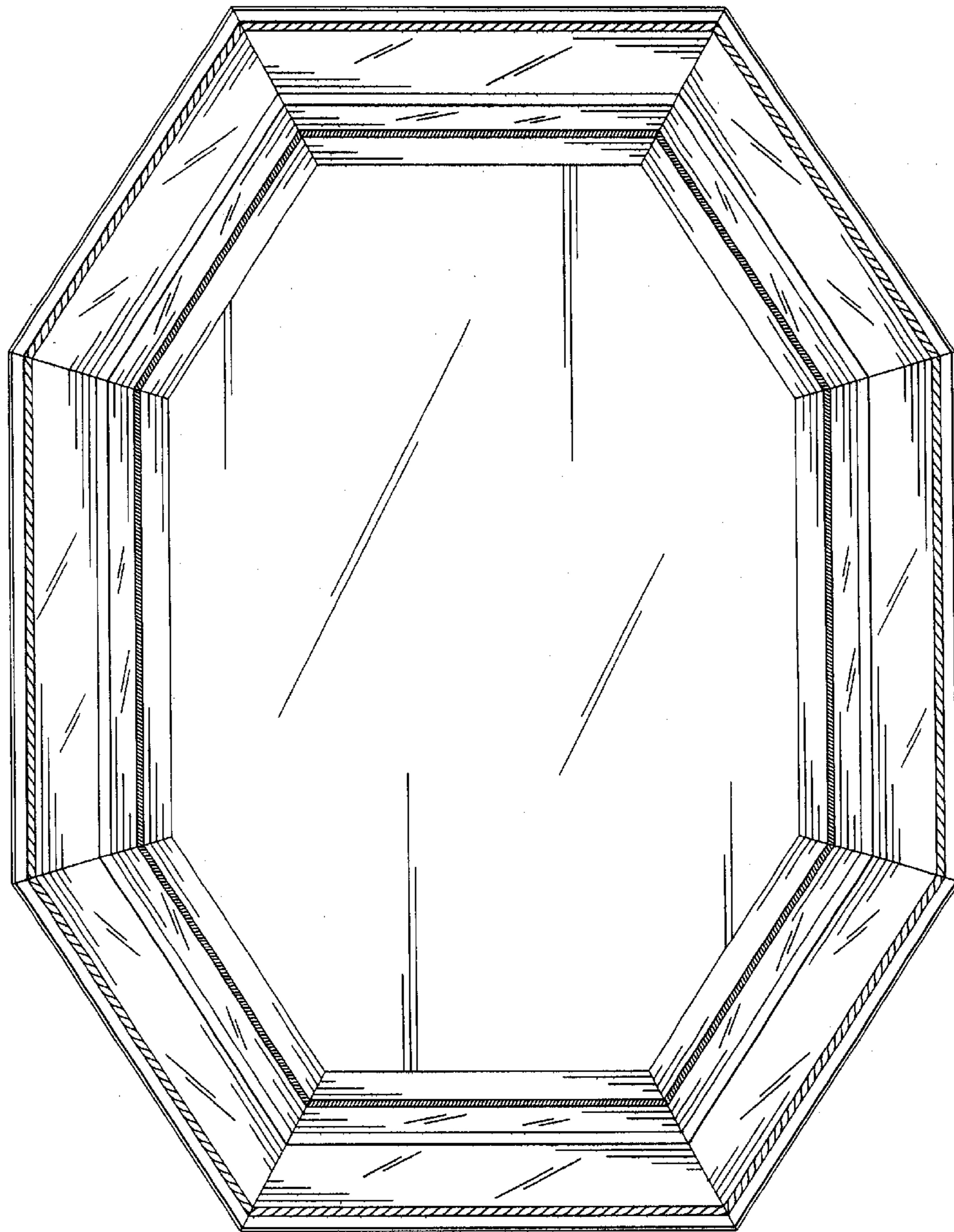
FIG. 6 is a front view of an alternative embodiment of said new design, portions of which are cut away to illustrate indeterminate height, which is the sole difference between it and FIGS. 1-4.

**1 Claim, 5 Drawing Sheets**






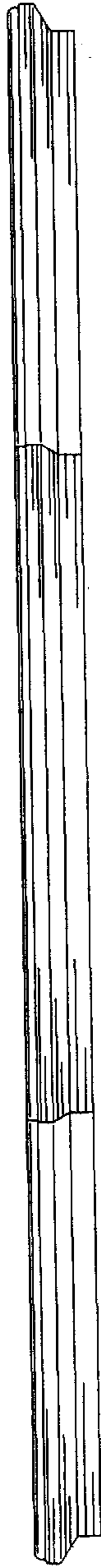
**FIG. 1**



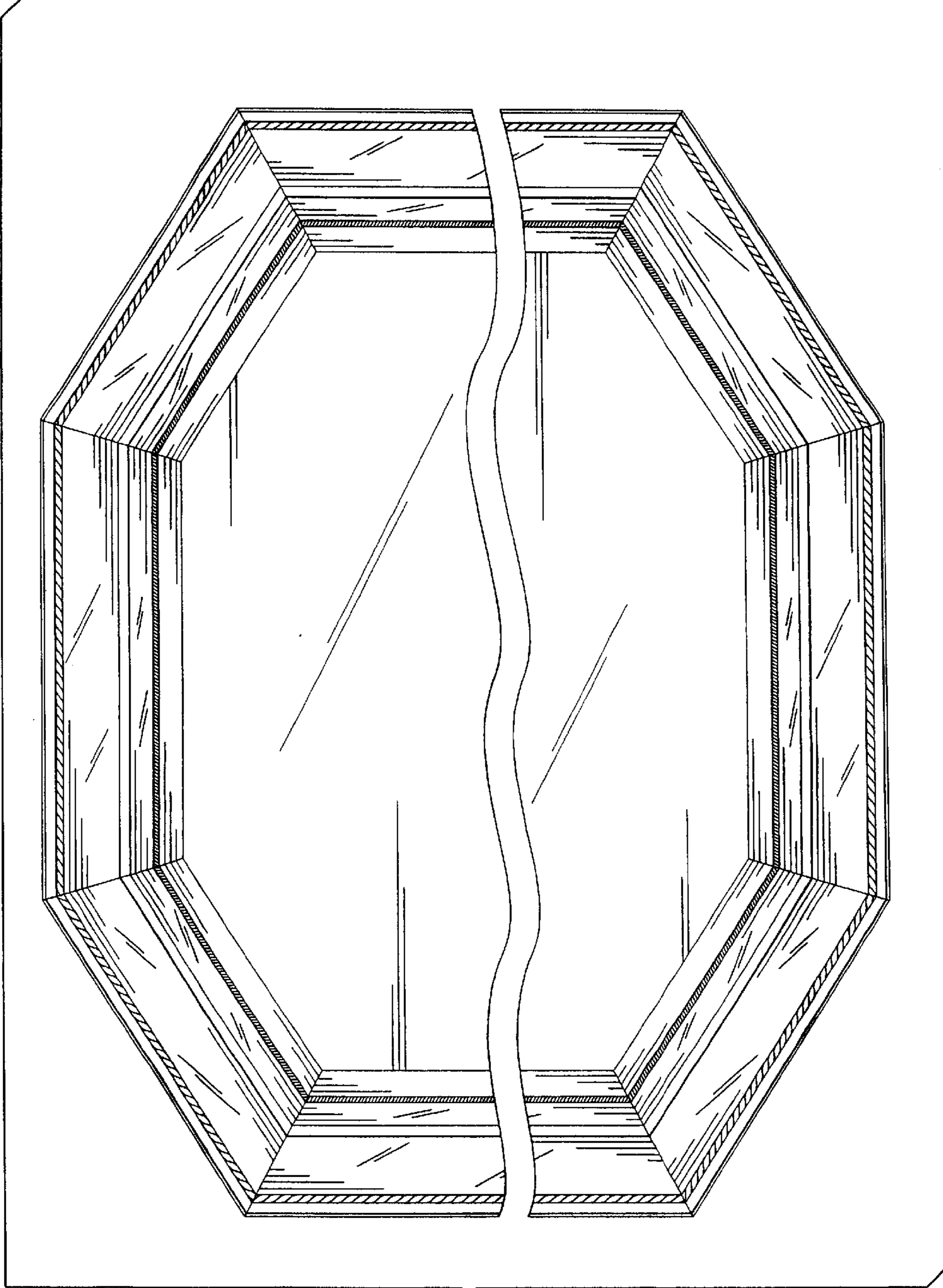
**FIG. 2**



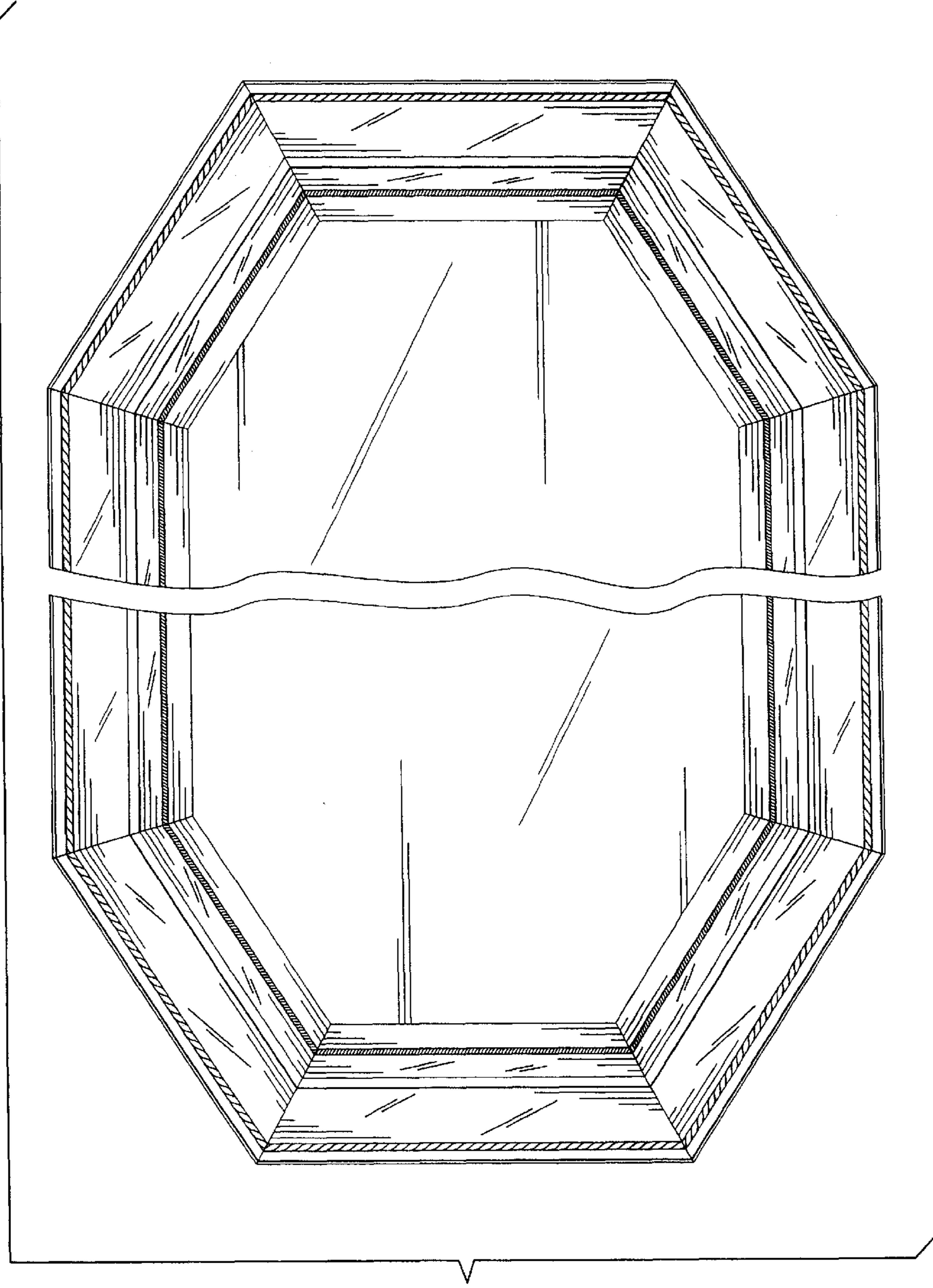
**FIG. 3**



**FIG. 4**



**FIG. 5**



**FIG. 6**