



US00D532974S

(12) **United States Design Patent**
Zhuan

(10) **Patent No.:** **US D532,974 S**

(45) **Date of Patent:** **** Dec. 5, 2006**

(54) **ELECTRIC TOOTHBRUSH HANDLE**

(76) Inventor: **Qingping Zhuan**, 110-5980 Whitehorn Avenue, Mississauga, Ontario (CA), L5V 2Y5

(**) Term: **14 Years**

(21) Appl. No.: **29/245,344**

(22) Filed: **Dec. 19, 2005**

(51) **LOC (8) Cl.** **28-03**

(52) **U.S. Cl.** **D4/101**

(58) **Field of Classification Search** D4/101, D4/104-112, 114, 138; D8/61; D24/111, D24/113; 15/22.1, 23, 24, 28, 29, 143.1, 15/167.1, 167.2; 16/430, 431; 81/54, 57.11, 81/57.14, 57.42; 132/308-311; 173/217; 601/142

See application file for complete search history.

(56) **References Cited**

U.S. PATENT DOCUMENTS

- D210,066 S * 2/1968 Johnson D4/101
- D479,915 S * 9/2003 De Salvo D4/101
- D489,183 S * 5/2004 Akahori et al. D4/101
- D500,208 S * 12/2004 Vu D4/101

- D500,599 S * 1/2005 Callaghan D4/101
- D509,585 S * 9/2005 Kling et al. D24/111

* cited by examiner

Primary Examiner—Alan P. Douglas
Assistant Examiner—Lavone D. Tabor

(57) **CLAIM**

The ornamental design for an electric toothbrush handle, as shown and described.

DESCRIPTION

FIG. 1 is a front perspective view of an electric toothbrush handle showing my new design, as seen from the top right side;

FIG. 2 is a rear perspective view thereof, as seen from the top left side;

FIG. 3 is a front elevational view thereof;

FIG. 4 is a top plan view thereof;

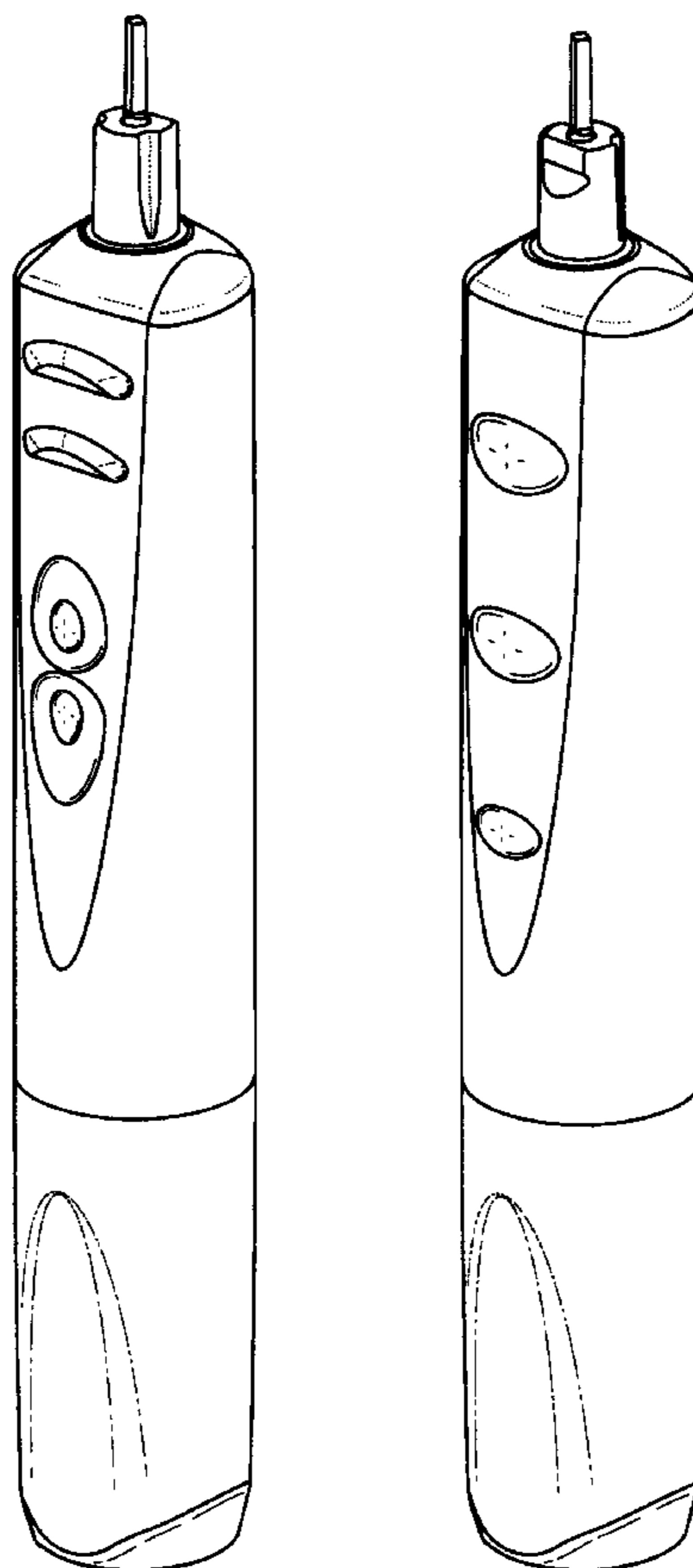
FIG. 5 is a bottom plan view thereof;

FIG. 6 is a right side elevational view thereof; the left side elevational view being a mirror image; and,

FIG. 7 is a rear elevational view thereof.

The broken lines showing a U-shape within a U-shape on the lower portion of the handle are for illustrative purposes only and form no part of the claimed design.

1 Claim, 3 Drawing Sheets



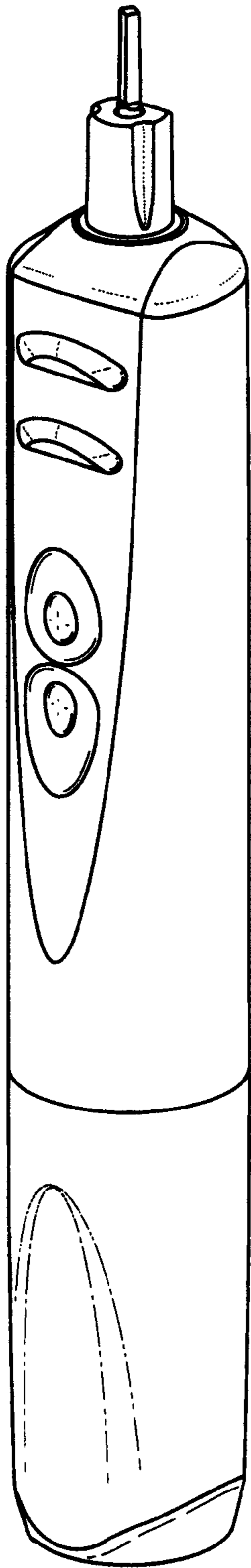


FIG. 1

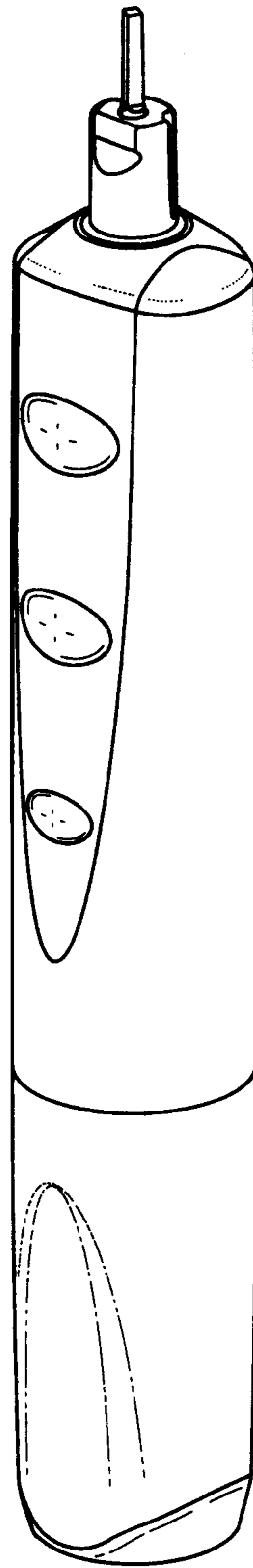


FIG. 2

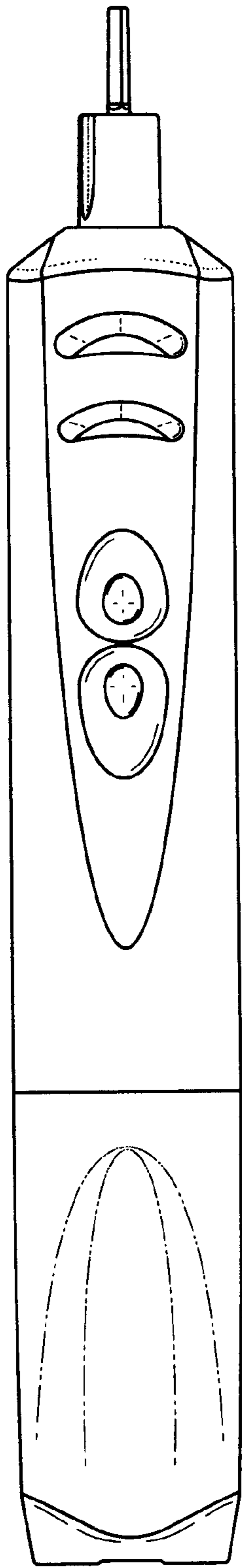


FIG. 3

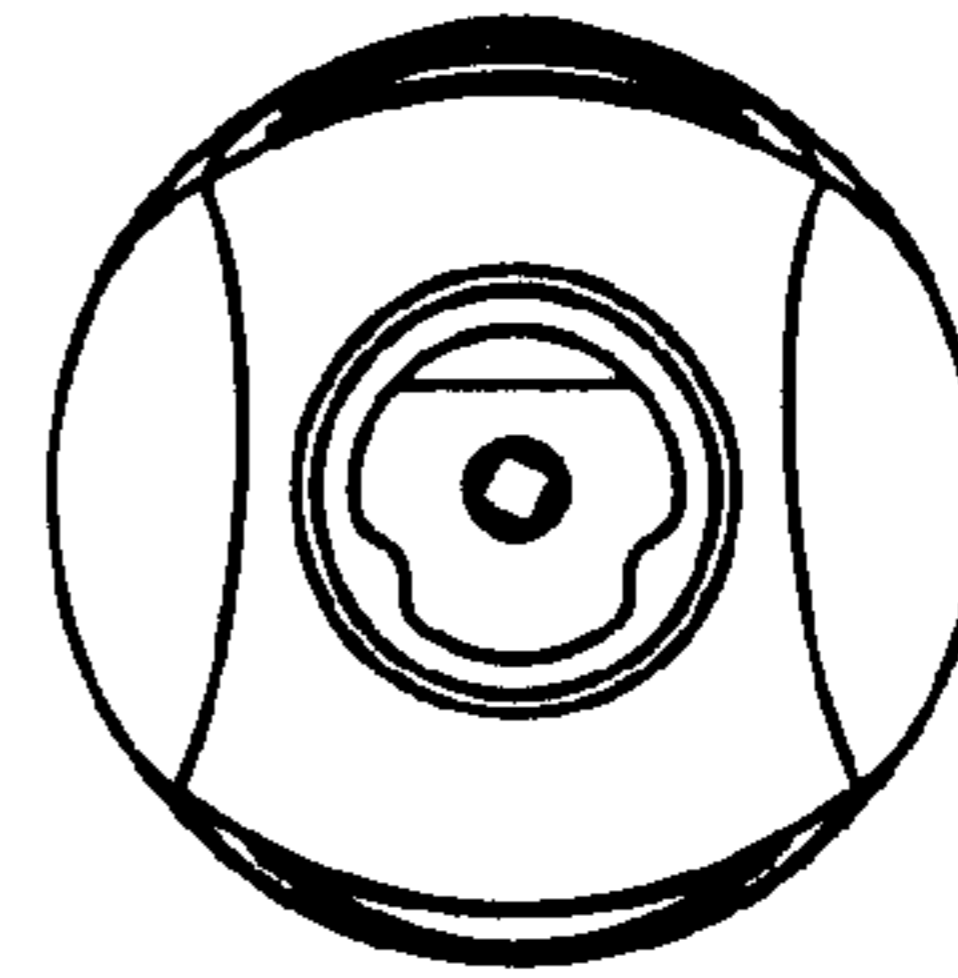


FIG. 4

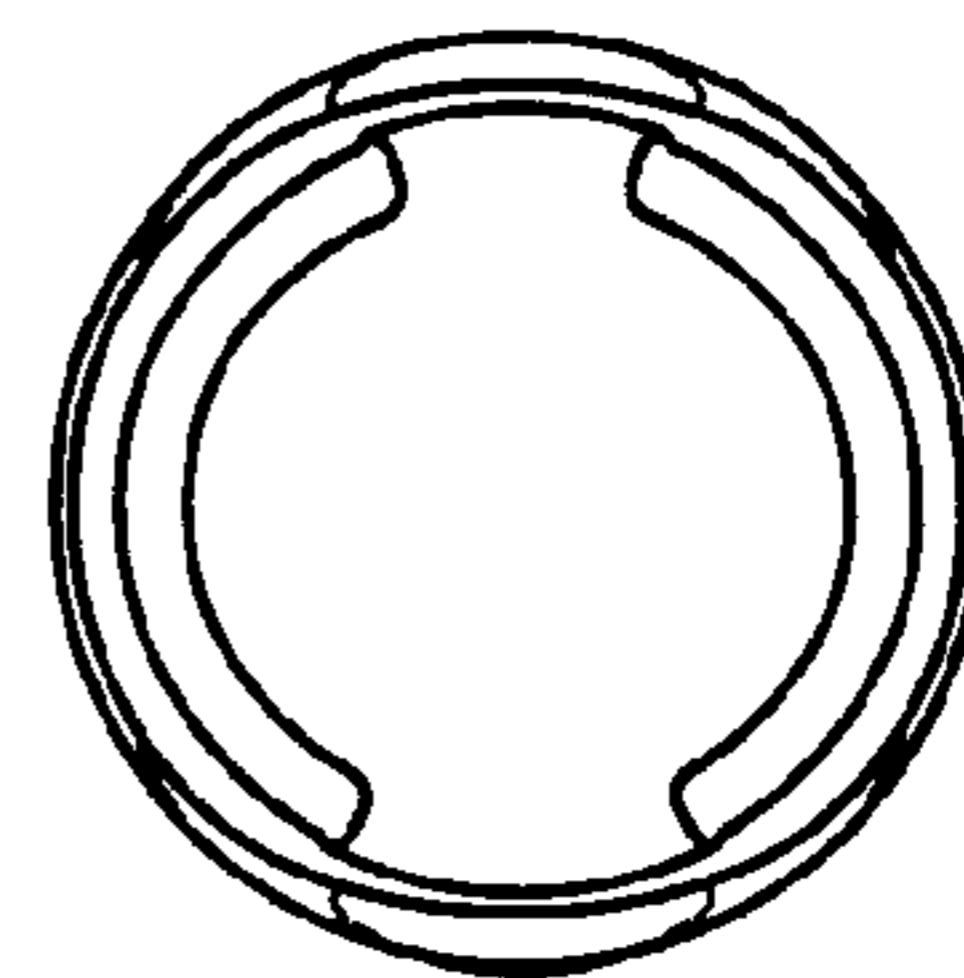


FIG. 5




FIG. 6

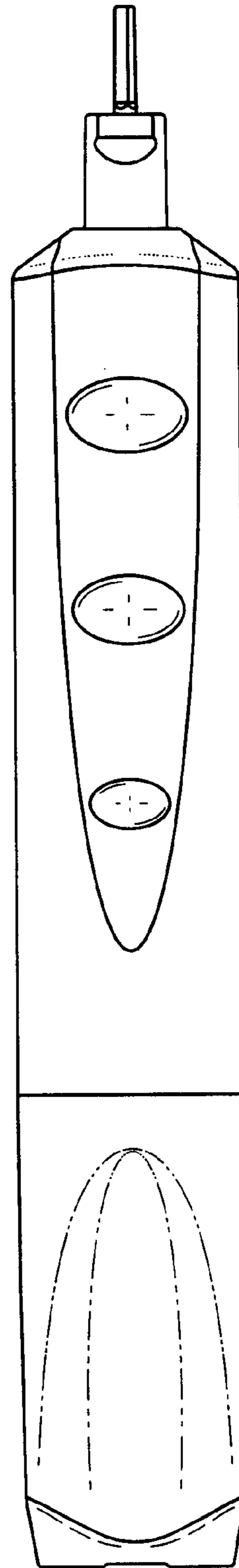


FIG. 7