



US00D532971S

(12) **United States Design Patent**
Sides et al.

(10) **Patent No.: US D532,971 S**
(45) **Date of Patent: ** Dec. 5, 2006**

- (54) **FIREARM CASE**
- (75) Inventors: **Christopher S. Sides**, Southlake, TX (US); **Nathan Tierney**, Dallas, TX (US); **Justin Pendleton**, Carrollton, TX (US)
- (73) Assignee: **Doskocil Manufacturing Company, Inc.**, Arlington, TX (US)
- (**) Term: **14 Years**

- 6,119,388 A 9/2000 Jones et al.
- 6,206,261 B1 3/2001 McCrary
- D448,163 S * 9/2001 Kolpin D3/262
- D448,165 S * 9/2001 Kolpin D3/262
- D448,558 S * 10/2001 Kolpin D3/262
- D448,559 S * 10/2001 Kolpin D3/262
- D448,560 S * 10/2001 Kolpin D3/262
- D448,561 S * 10/2001 Kolpin D3/262
- D448,562 S 10/2001 Kolpin
- D478,724 S * 8/2003 Rossi et al. D3/254
- 6,662,944 B1 12/2003 Hagemann et al.
- 6,722,496 B1 4/2004 Gantert
- 6,789,713 B1 * 9/2004 Redzisz 224/578

(21) Appl. No.: **29/241,021**

(22) Filed: **Oct. 21, 2005**

- (51) **LOC (8) Cl.** **03-01**
- (52) **U.S. Cl.** **D3/262**
- (58) **Field of Classification Search** D3/254, D3/262, 269, 273, 289, 287; 206/315.11, 206/315.1; 224/150, 913, 914; 190/115
See application file for complete search history.

(56) **References Cited**

U.S. PATENT DOCUMENTS

- 2,872,960 A 2/1959 Kolpin
- 2,932,334 A 4/1960 Steen
- 3,191,652 A 6/1965 Benson et al.
- D262,416 S * 12/1981 Bianchi D3/262
- 4,328,634 A 5/1982 Wiltout
- D320,113 S 9/1991 VanSkiver
- D336,984 S 7/1993 VanSkiver
- D347,322 S 5/1994 Fiore
- D358,255 S 5/1995 Sharp et al.
- D372,121 S * 7/1996 Rowe D3/262
- D413,020 S * 8/1999 Kolpin D3/262
- D421,179 S 2/2000 Kolpin

OTHER PUBLICATIONS

Bass Pro Shops: Red Head, Fall 2003, p. 331, rifle cases, google catalogs search engine.*
Cheaper Than Dirt—May 2002, p. 28, rifle cases, google catalogs search engine.*

* cited by examiner

Primary Examiner—Philip S. Hyder

(74) *Attorney, Agent, or Firm*—Locke Liddell & Sapp, LLP

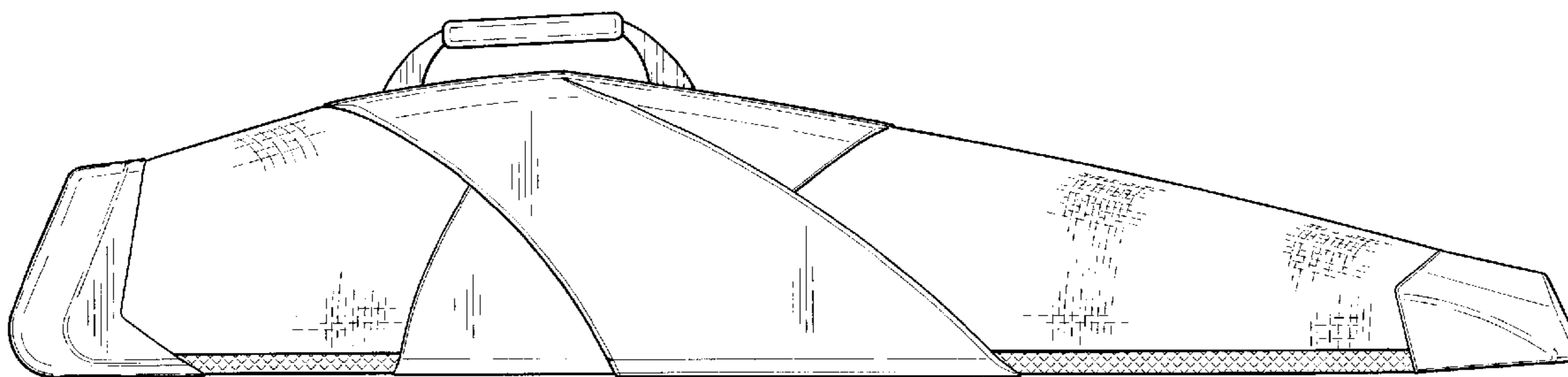
(57) **CLAIM**

The ornamental design for a firearm case, as shown and described.

DESCRIPTION

FIG. 1 is a front elevational view of a firearm case, the rear elevational view being a mirror image thereof; FIG. 2 is a top plan view thereof; FIG. 3 is a left side elevational view thereof; FIG. 4 is a right side elevational view thereof; and, FIG. 5 is a bottom plan view thereof.

1 Claim, 2 Drawing Sheets



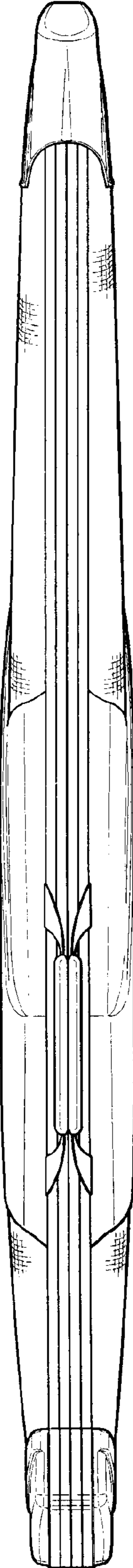


FIG. 2

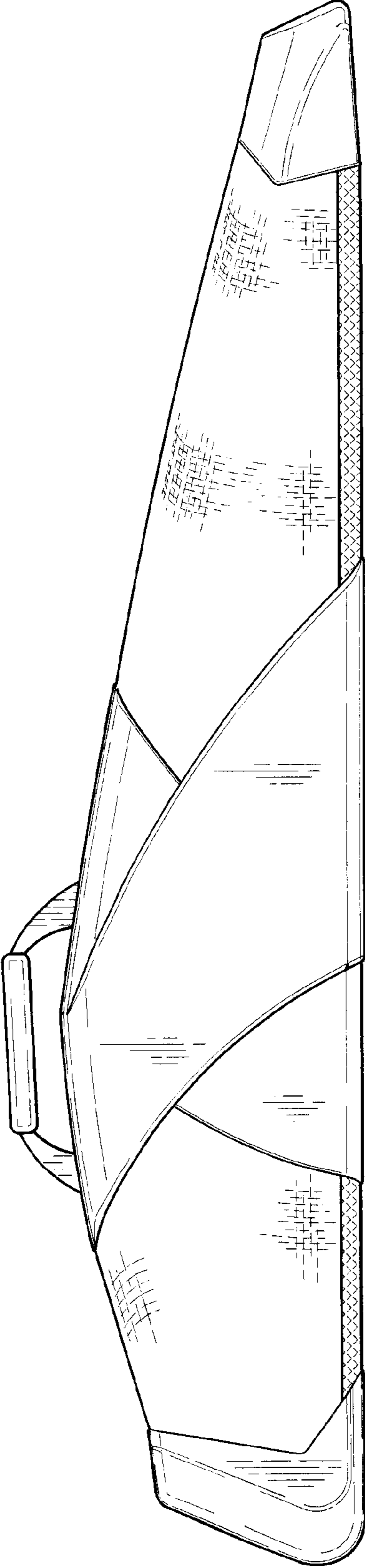


FIG. 1

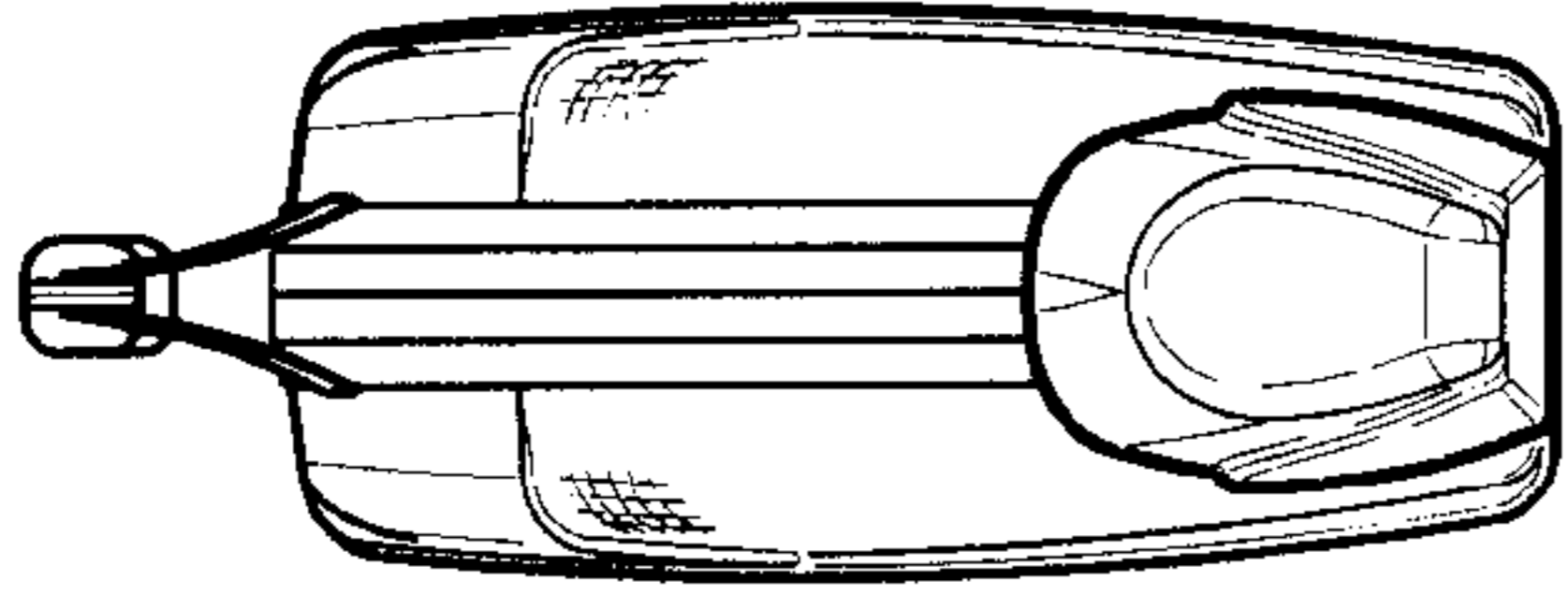


FIG. 3

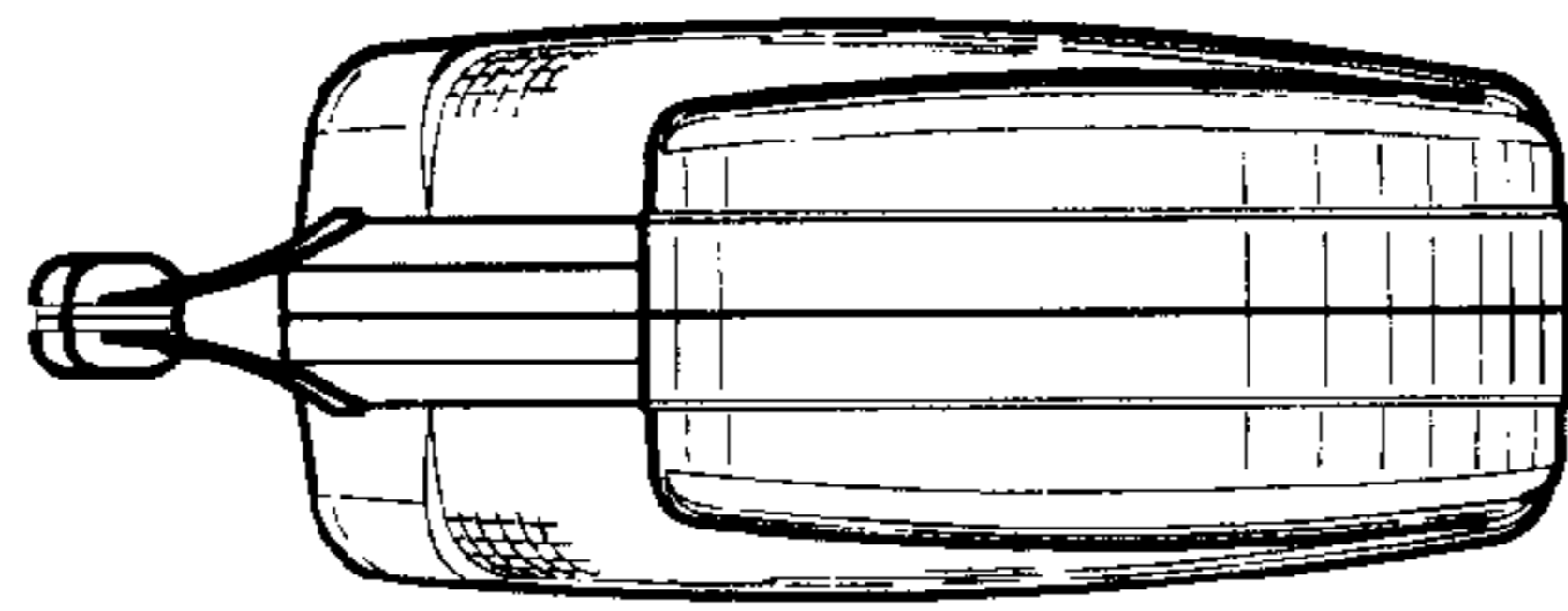


FIG. 4

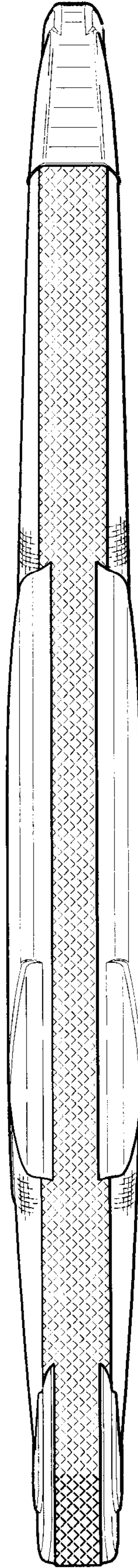


FIG. 5