

US00D532968S

(12) **United States Design Patent** (10) **Patent No.:** **US D532,968 S**
Roth et al. (45) **Date of Patent:** **** Dec. 5, 2006**

(54) **TIN PURSE**

(75) Inventors: **Lloyd Roth**, Farmingdale, NY (US);
Dominick Lucido, Smithtown, NY
(US)

(73) Assignee: **Tin Box Company**, Farmingdale, NY
(US)

(**) Term: **14 Years**

(21) Appl. No.: **29/226,301**

(22) Filed: **Mar. 28, 2005**

(51) **LOC (8) Cl.** **03-01**

(52) **U.S. Cl.** **D3/242**

(58) **Field of Classification Search** D3/201,
D3/205, 230, 231, 232, 233, 234, 238, 239,
D3/240, 241, 242, 243, 244, 245, 246, 247,
D3/251, 273, 288, 290, 294, 226, 227, 900,
D3/901, 295; 150/106, 107, 108, 110, 111,
150/112, 114, 117, 118, 119, 120; 190/16,
190/109, 112, 115, 900, 901, 902, 903; 224/277
See application file for complete search history.

(56) **References Cited**

U.S. PATENT DOCUMENTS

140,548 A * 7/1873 Scott 190/109
D144,040 S * 3/1946 DePirro D3/242
D167,029 S * 6/1952 Donahue et al. D3/901

D177,586 S * 5/1956 Palson D3/295
2,765,833 A * 10/1956 Kwon 150/107
D179,224 S * 11/1956 Silverman D3/242
D482,198 S * 11/2003 Wolf D3/901
D497,248 S * 10/2004 Anderson et al. D3/238

* cited by examiner

Primary Examiner—Louis S. Zarfes

Assistant Examiner—Monica A. Weingart

(74) *Attorney, Agent, or Firm*—Wolf Block Schorr &
Solis-Cohen LLP

(57) **CLAIM**

The ornamental design for a tin purse, as shown and
described.

DESCRIPTION

FIG. 1 is a front perspective view of a tin purse showing our
new design;

FIG. 2 is a front elevational view thereof;

FIG. 3 is a top plan view thereof;


FIG. 4 is right side elevational view, the left side being a
mirror image thereof;

FIG. 5 is rear elevational view thereof; and,

FIG. 6 a bottom plan view thereof.

The broken line showing of a handle, small protrusions on
the front and back, and a clasp, in the views, is for illustra-
tive purposes only and forms no part of the claimed design.

1 Claim, 4 Drawing Sheets






FIG. 1

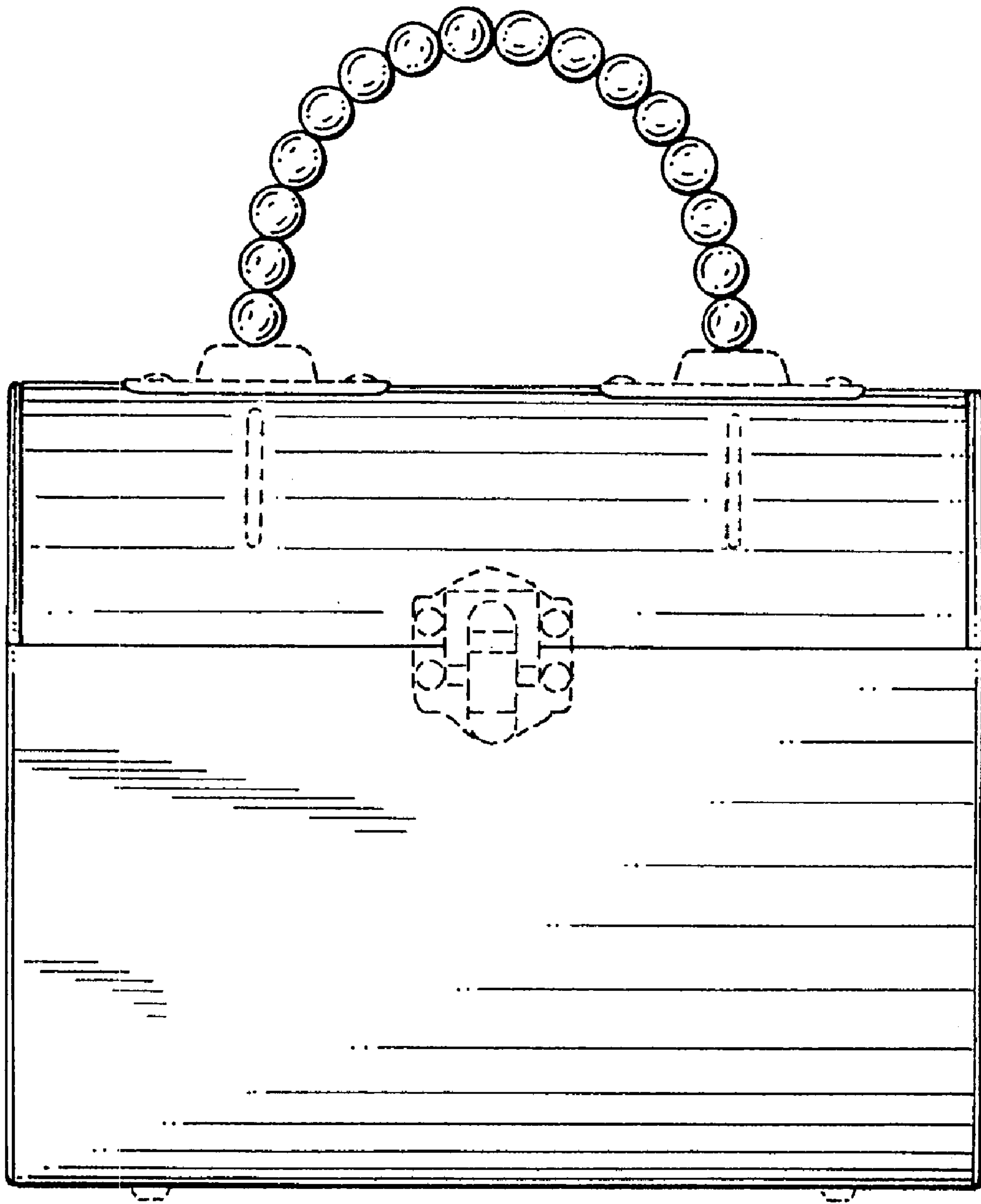


FIG.2

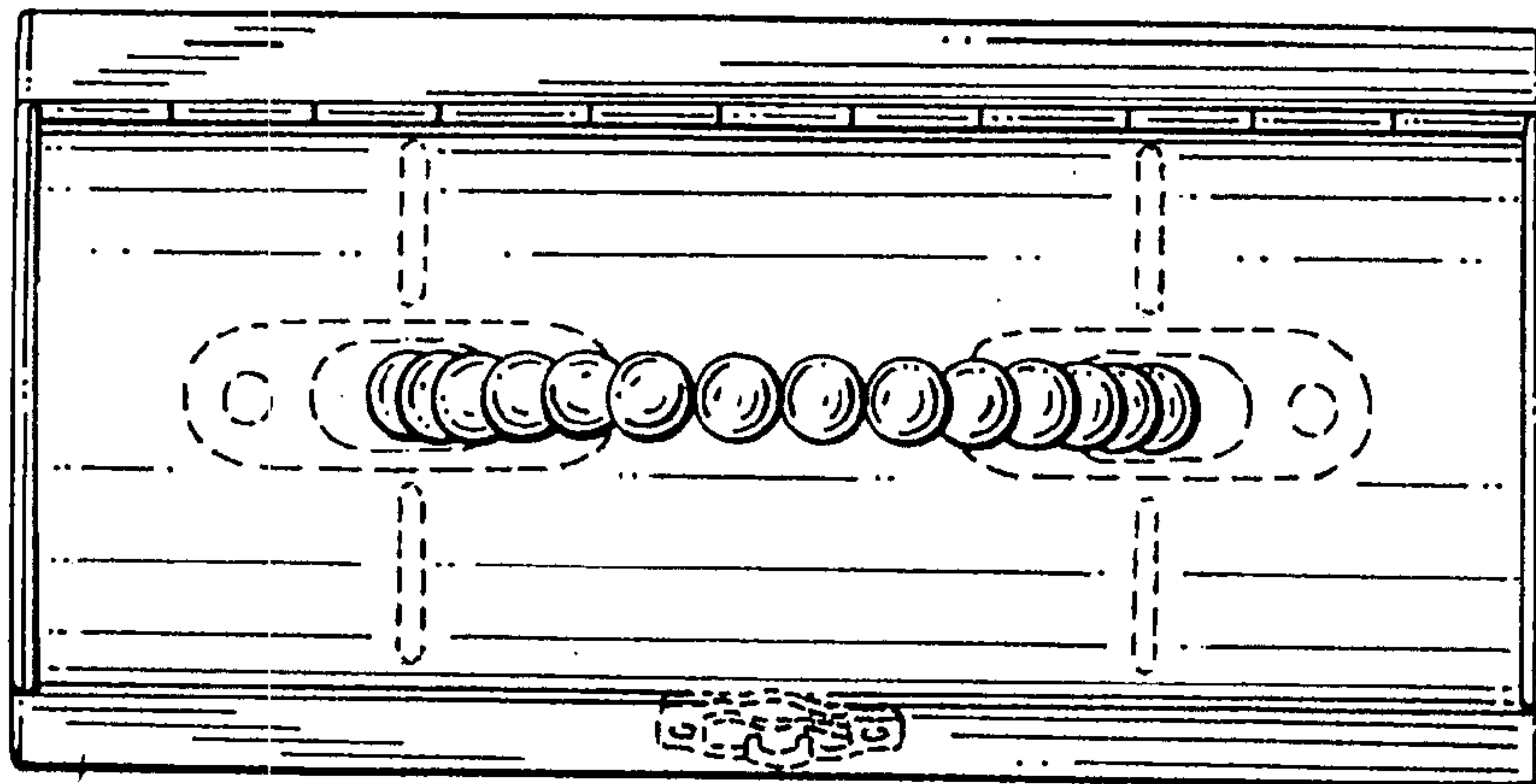


FIG.3

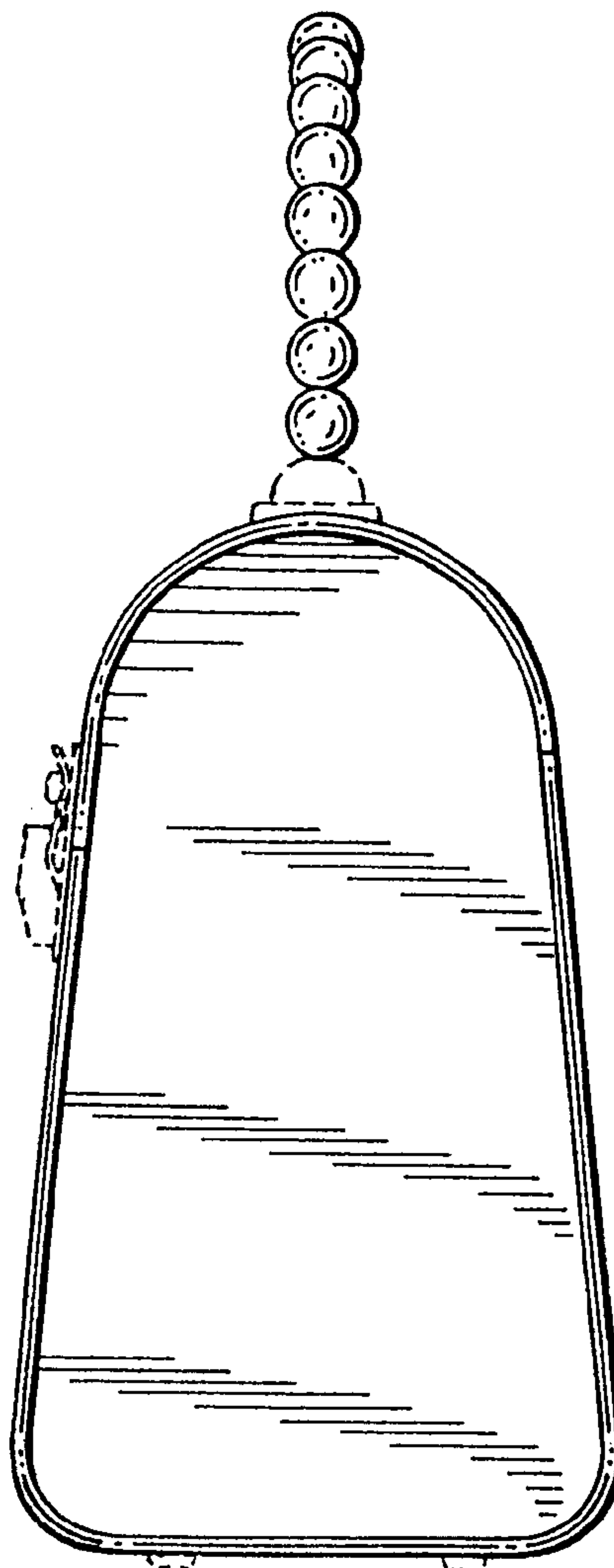


FIG.4

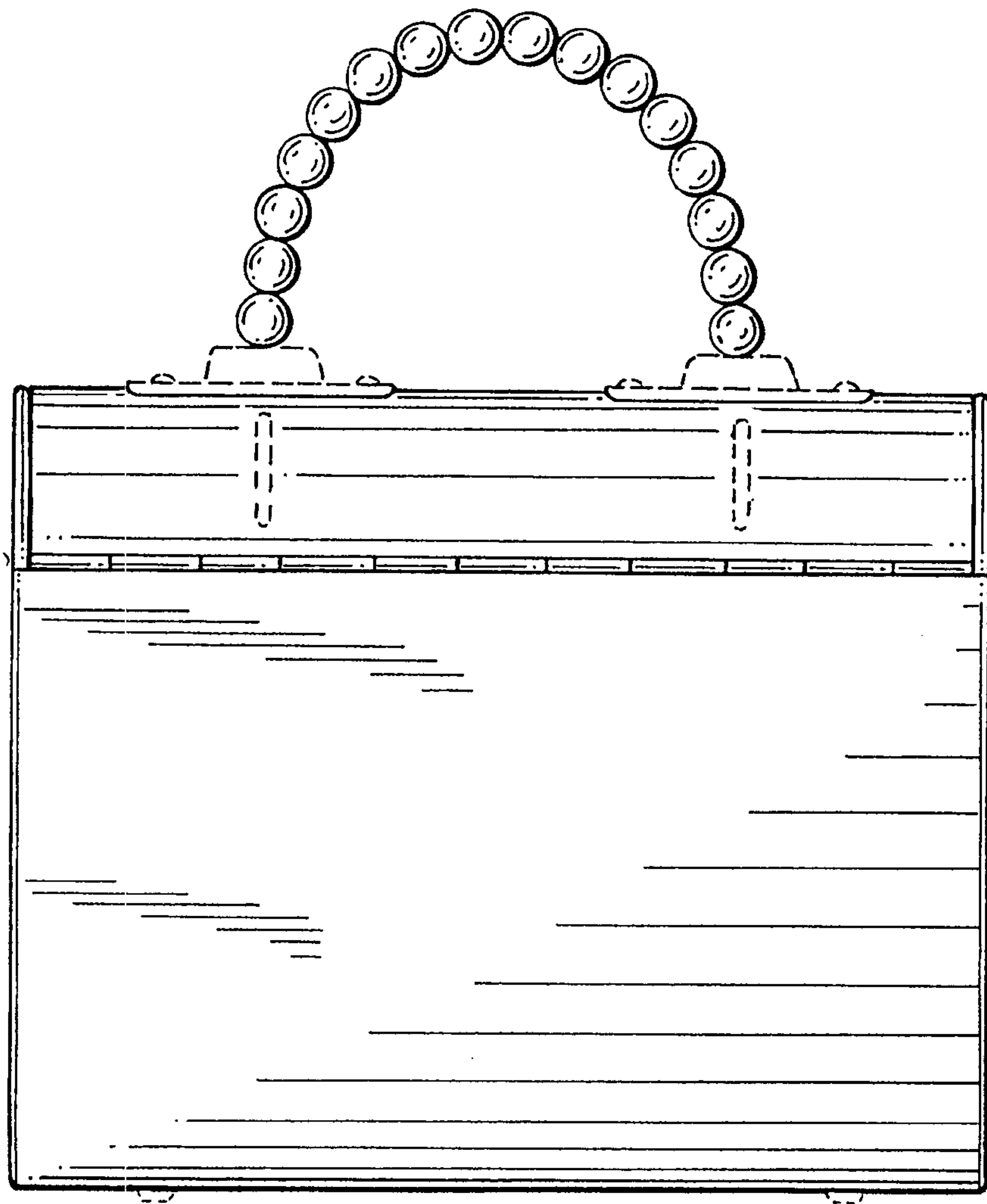


FIG. 5

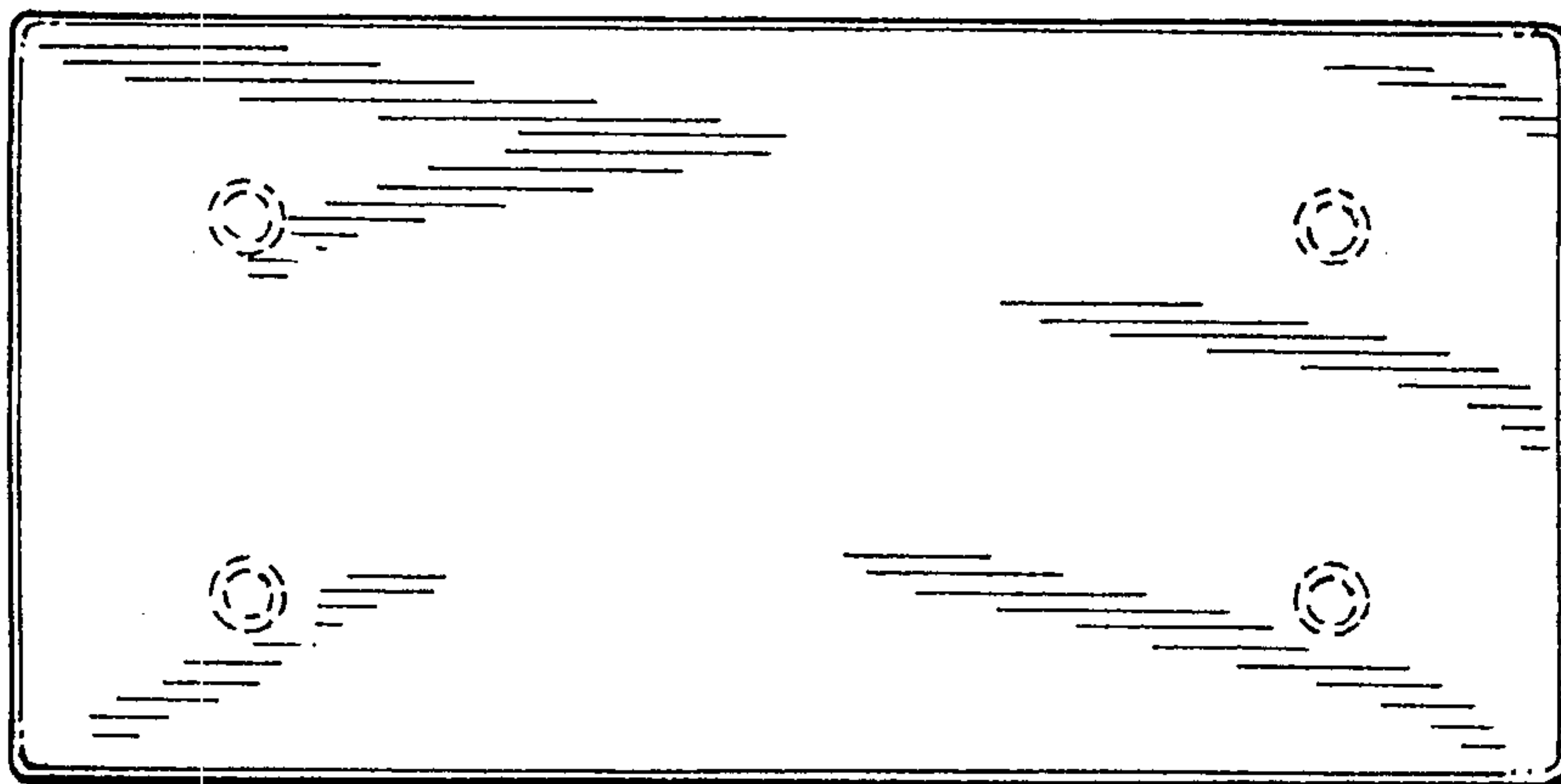


FIG. 6