



US00D532955S

(12) **United States Design Patent**  
**McDowell et al.**

(10) **Patent No.:** **US D532,955 S**

(45) **Date of Patent:** **\*\* Nov. 28, 2006**

(54) **CORRUGATED FORK SHEATH**

(75) Inventors: **Geoffrey Weir McDowell**, Dorval  
(CA); **Henry Owen Hefty**, Richmond,  
TX (US)

(73) Assignee: **Granville Composite Products**  
**Corporation**, Montreal (CA)

(\*\*) Term: **14 Years**

(21) Appl. No.: **29/215,987**

(22) Filed: **Oct. 28, 2004**

(51) **LOC (8) Cl.** ..... **09-08**

(52) **U.S. Cl.** ..... **D34/38**

(58) **Field of Classification Search** ..... D34/38,  
D34/35; D9/456; D25/125, 199; 52/198;  
141/313; 220/1.5; 280/43.12; 414/685, 679,  
414/294

See application file for complete search history.

(56) **References Cited**

**U.S. PATENT DOCUMENTS**

3,132,446	A	*	5/1964	Schleig	.....	52/537
D205,735	S	*	9/1966	Breiner	.....	D9/456
D219,770	S	*	1/1971	Britt	.....	D9/456
3,553,823	A	*	1/1971	Alfreddson	.....	228/170
D249,965	S	*	10/1978	Cooper	.....	D25/125
D328,034	S	*	7/1992	Creaden	.....	D9/456
D406,364	S	*	3/1999	Robert et al.	.....	D25/199
D421,807	S	*	3/2000	Reid	.....	D25/125
D440,671	S	*	4/2001	Summers et al.	.....	D25/199
D493,597	S	*	7/2004	Perry	.....	D34/35
6,926,144	B1	*	8/2005	Schnaars, Jr. et al.	.....	206/386

7,000,549 B1 \* 2/2006 Nelson ..... 108/51.3  
7,069,848 B1 \* 7/2006 Brees ..... 100/214  
2001/0027826 A1 10/2001 Carpenter

\* cited by examiner

*Primary Examiner*—Cynthia E. Ramirez

(74) *Attorney, Agent, or Firm*—Shin Hung; Borden Ladner  
Gervais LLP

(57) **CLAIM**

I claim the ornamental design for a corrugated fork sheath,  
as shown and described.

**DESCRIPTION**

FIG. 1 is a perspective view of the top of a corrugated fork sheath;

FIG. 2 is a perspective view of the bottom of the corrugated fork sheath of FIG. 1;

FIG. 3 is a front view of the corrugated fork sheath of FIG. 1;

FIG. 4 is a right side view of the corrugated fork sheath of FIG. 1;

FIG. 5 is a rear view of the corrugated fork sheath of FIG. 1;

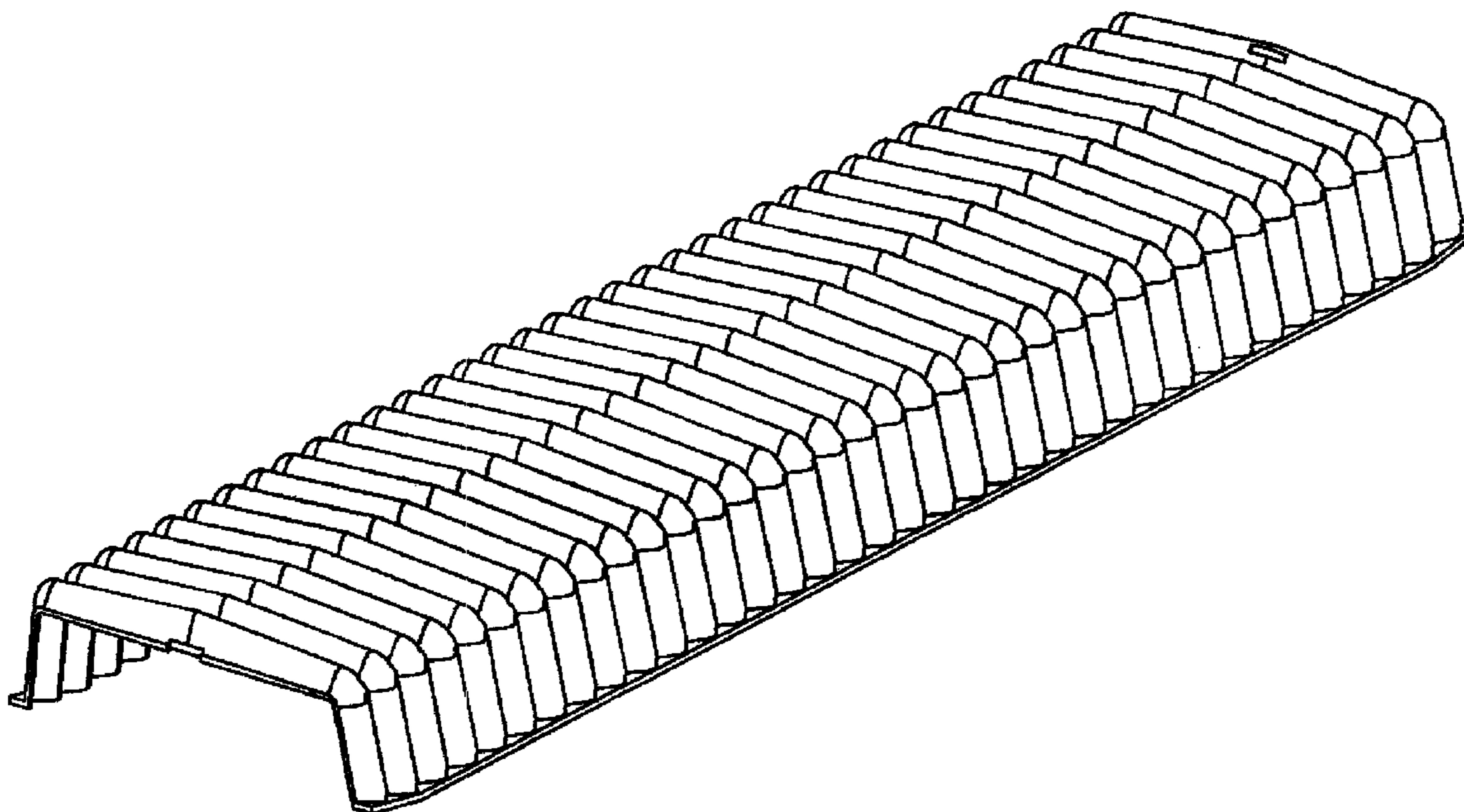
FIG. 6 is a left side view of corrugated fork sheath of FIG. 1;

FIG. 7 is a top view of the corrugated fork sheath of FIG. 1; and,

FIG. 8 is a bottom view of the corrugated fork sheath of FIG. 1.

The design is the external appearance of the corrugated fork sheath as shown in the drawings.

**1 Claim, 8 Drawing Sheets**



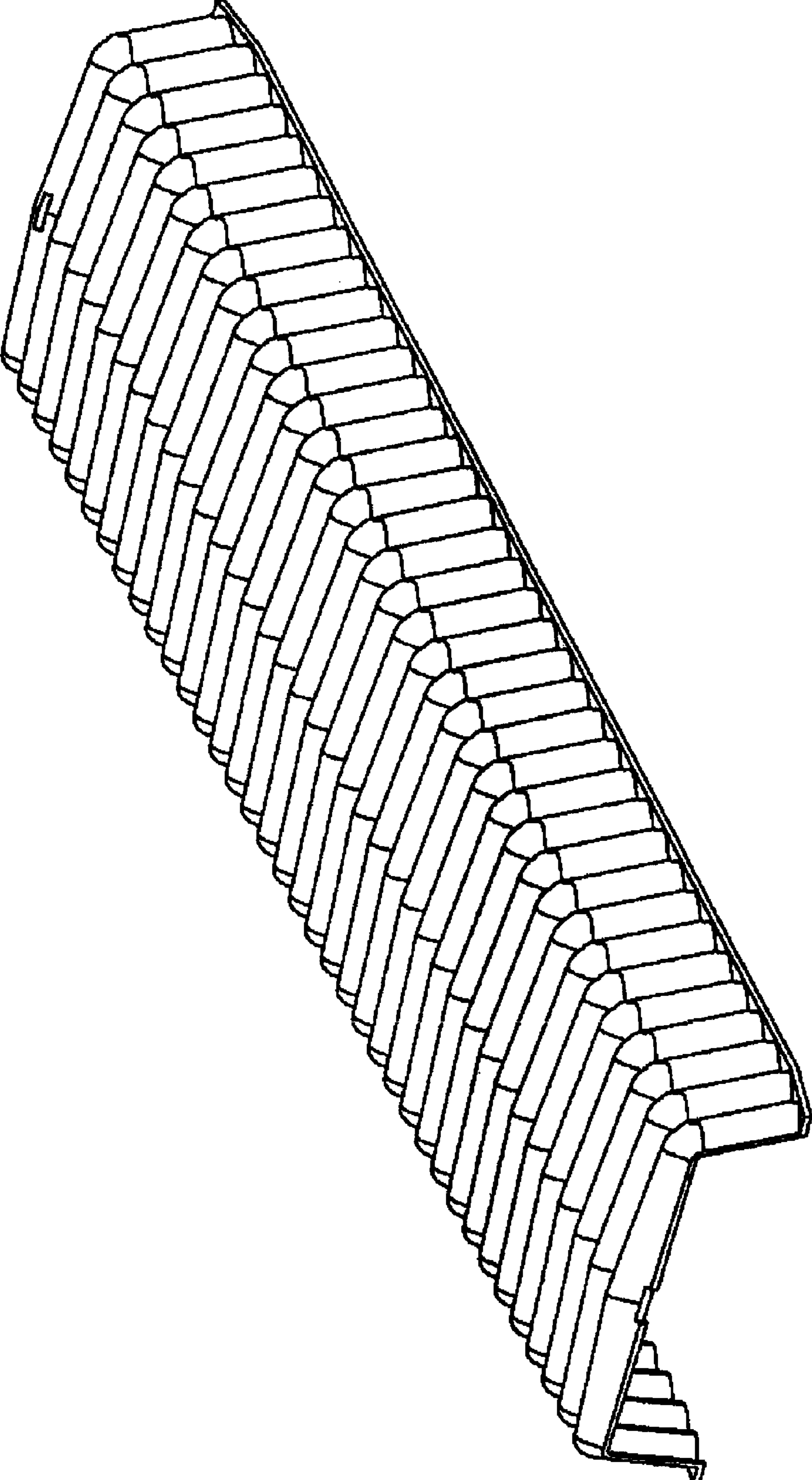


Figure 1

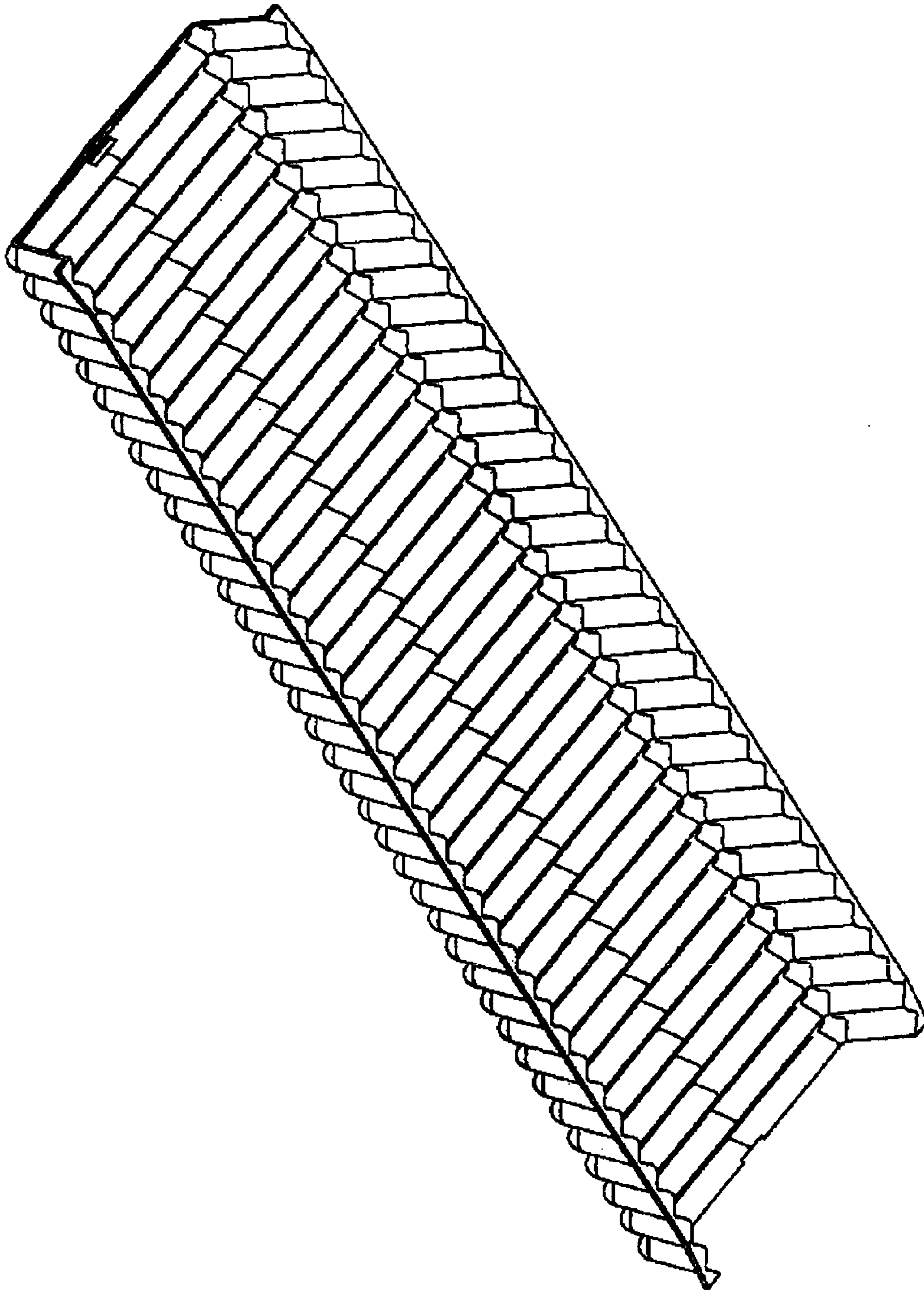


Figure 2

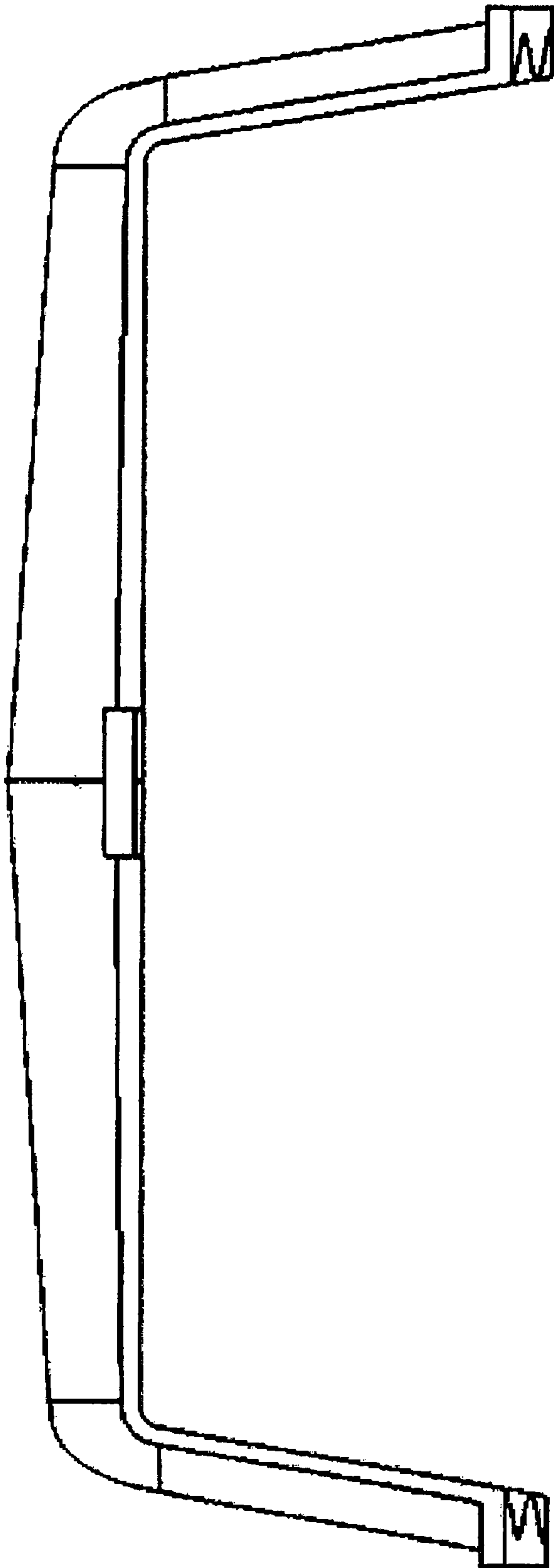


Figure 3

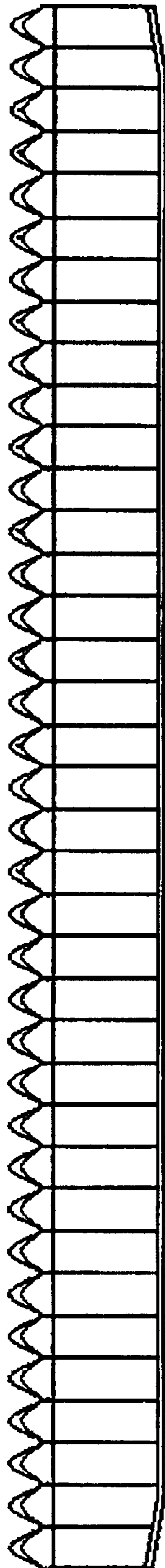


Figure 4

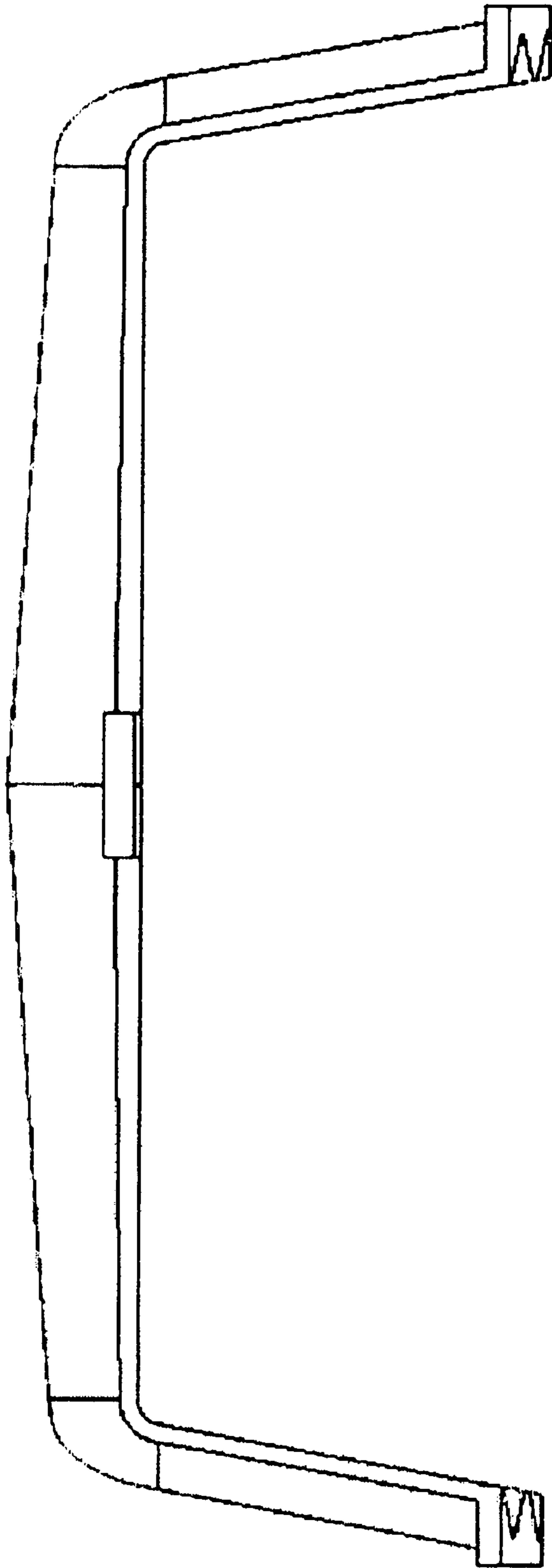


Figure 5

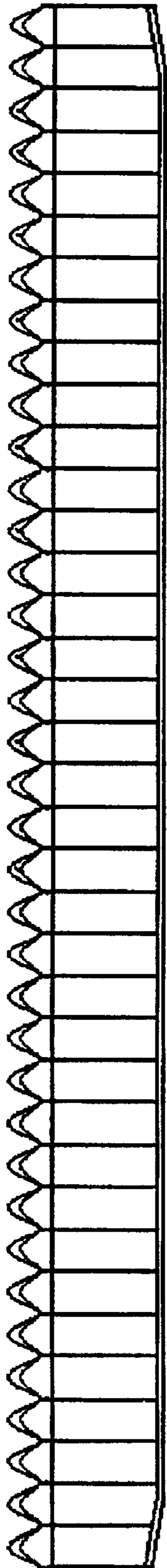


Figure 6




Figure 7






Figure 8