



US00D532953S

(12) **United States Design Patent** (10) **Patent No.:** **US D532,953 S**  
**Lauer et al.** (45) **Date of Patent:** **\*\* Nov. 28, 2006**

(54) **DOLLY FOR BUCKET**  
(75) Inventors: **Robert W. Lauer**, Winchester, VA  
(US); **Radmond Vincent Arceta**,  
Manassas, VA (US)  
(73) Assignee: **Rubbermaid Commercial Products**  
**LLC**, Winchester, VA (US)  
(\*\*) Term: **14 Years**

D426,361 S 6/2000 Young  
D429,862 S 8/2000 Houry et al.  
6,115,877 A 9/2000 Morad et al.  
6,220,287 B1 4/2001 Wolf  
6,315,310 B1 11/2001 Hurt  
6,488,293 B1 12/2002 Mitchell et al.  
6,560,815 B1 5/2003 Brennan et al.  
D475,325 S \* 6/2003 Wu ..... D12/133  
D486,915 S \* 2/2004 Warschewske et al. .... D24/185  
D518,267 S \* 3/2006 Arceta ..... D34/14  
2002/0101050 A1 \* 8/2002 Trine et al. .... 280/79.5  
2003/0217428 A1 11/2003 Perelli  
2005/0151336 A1 \* 7/2005 Neuman ..... 280/79.11

(21) Appl. No.: **29/240,509**  
(22) Filed: **Oct. 14, 2005**

\* cited by examiner

(51) **LOC (8) Cl.** ..... **12-02**  
(52) **U.S. Cl.** ..... **D34/23**  
(58) **Field of Classification Search** ..... D34/12-27;  
280/79.2, 79.5, 79.4, 638, 79.11, 79.1, 32.6;  
D24/185; 248/188.7; 5/201

*Primary Examiner*—Freda Nunn  
*Assistant Examiner*—Kevin K. Rudzinski  
(74) *Attorney, Agent, or Firm*—Foley & Lardner LLP

See application file for complete search history.

(57) **CLAIM**

The ornamental design for a dolly for bucket, as shown and described.

(56) **References Cited**

**DESCRIPTION**

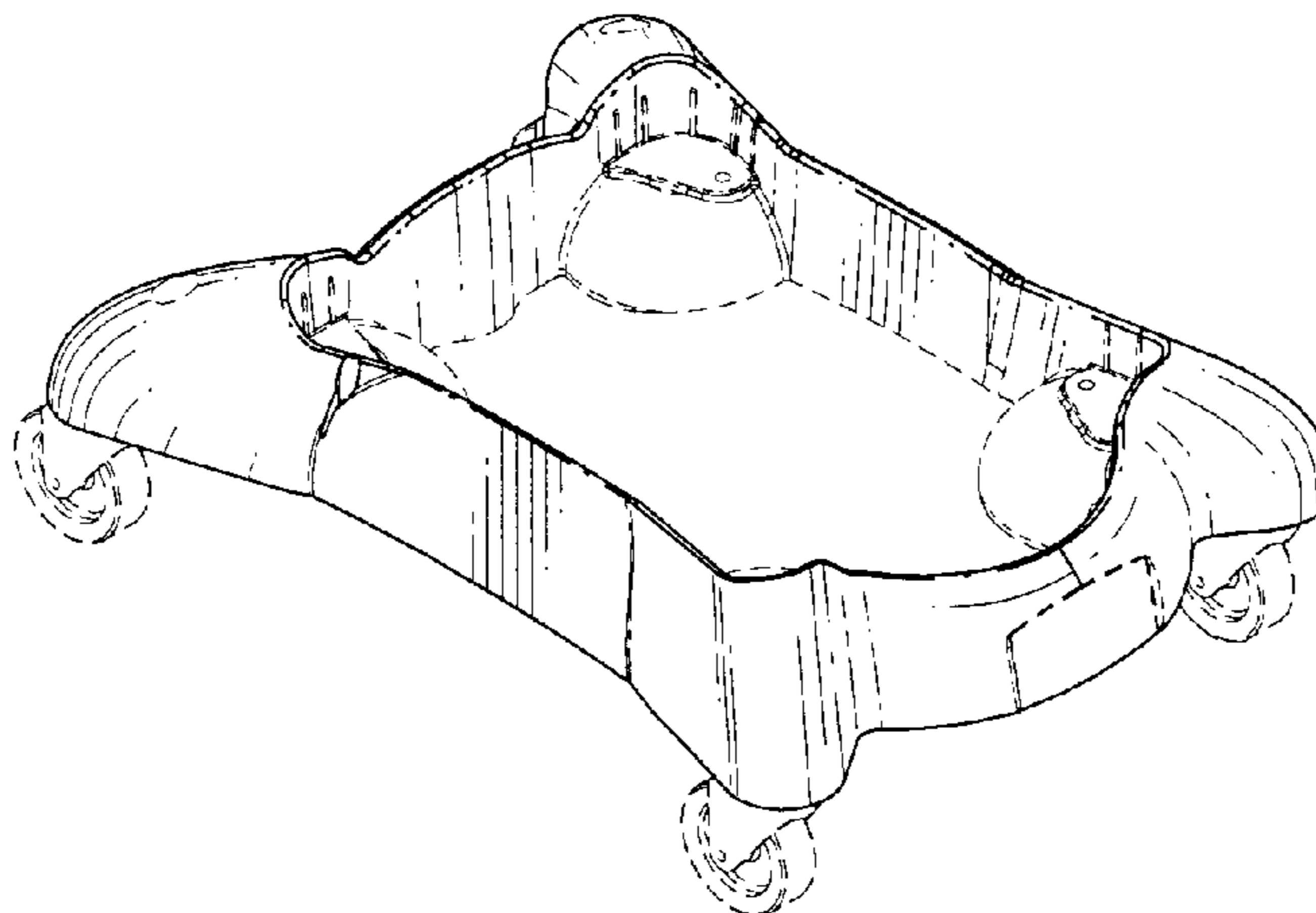
**U.S. PATENT DOCUMENTS**

1,041,369 A \* 10/1912 Stimpson ..... 177/244  
1,111,796 A 9/1914 Hoffman  
D123,691 S \* 11/1940 Dow et al. .... D32/31  
2,321,981 A 6/1943 Bowers  
D148,128 S 12/1947 Brottman  
D175,262 S 8/1955 Kousens  
2,860,809 A 11/1958 Perry  
D242,537 S 11/1976 Marcell  
3,995,434 A 12/1976 Kato et al.  
D252,746 S 8/1979 Ek  
D309,811 S \* 8/1990 Terrizzi ..... D34/23  
D335,374 S \* 5/1993 Schulze et al. .... D34/23  
D350,632 S 9/1994 Cummins  
5,704,625 A \* 1/1998 Presnell et al. .... 280/79.2  
D395,119 S \* 6/1998 Berfield ..... D34/23  
D407,878 S 4/1999 Carlson  
D408,602 S 4/1999 Carlson  
D414,305 S \* 9/1999 Rohn et al. .... D32/31  
5,971,199 A 10/1999 Jackson et al.  
6,027,128 A 2/2000 Stich et al.  
6,053,516 A 4/2000 Ottaway

FIG. 1 is a top frontal perspective view of a first embodiment of a dolly for a bucket according to my new design;  
FIG. 2 is a front view of the dolly for a bucket shown in FIG. 1;  
FIG. 3 is a back view of the dolly for a bucket shown in FIG. 1;  
FIG. 4 is a left side view of the dolly for a bucket shown in FIG. 1;  
FIG. 5 is a right side view of the dolly for a bucket shown in FIG. 1;  
FIG. 6 is a top view of the dolly for a bucket shown in FIG. 1; and,  
FIG. 7 is a bottom view of the dolly for a bucket shown in FIG. 1.

The ornamental design that is claimed is shown in solid lines in the drawings. The broken lines in the drawings are for illustrative purposes only and form no part of the claimed design.

**1 Claim, 4 Drawing Sheets**



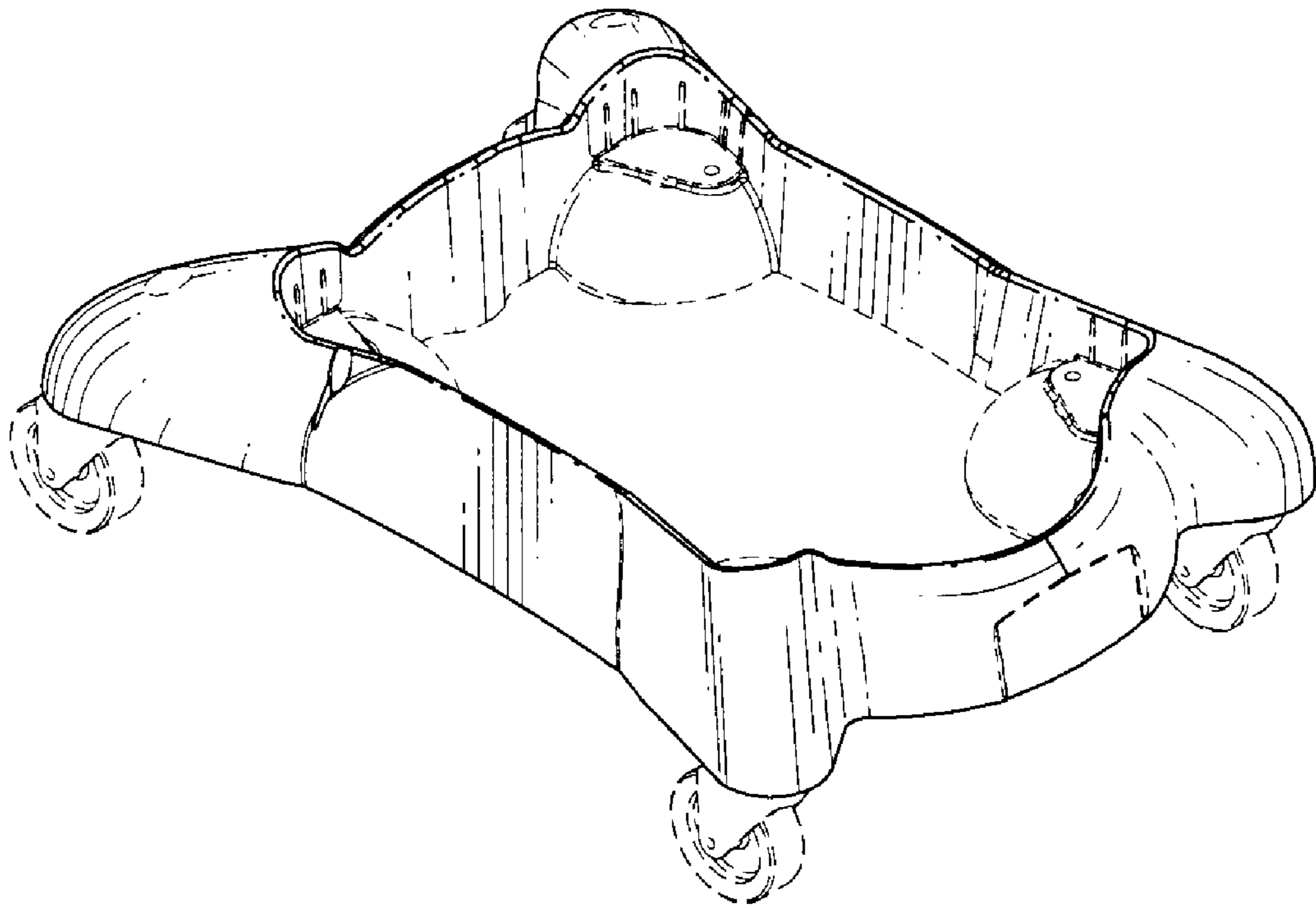


FIG. 1

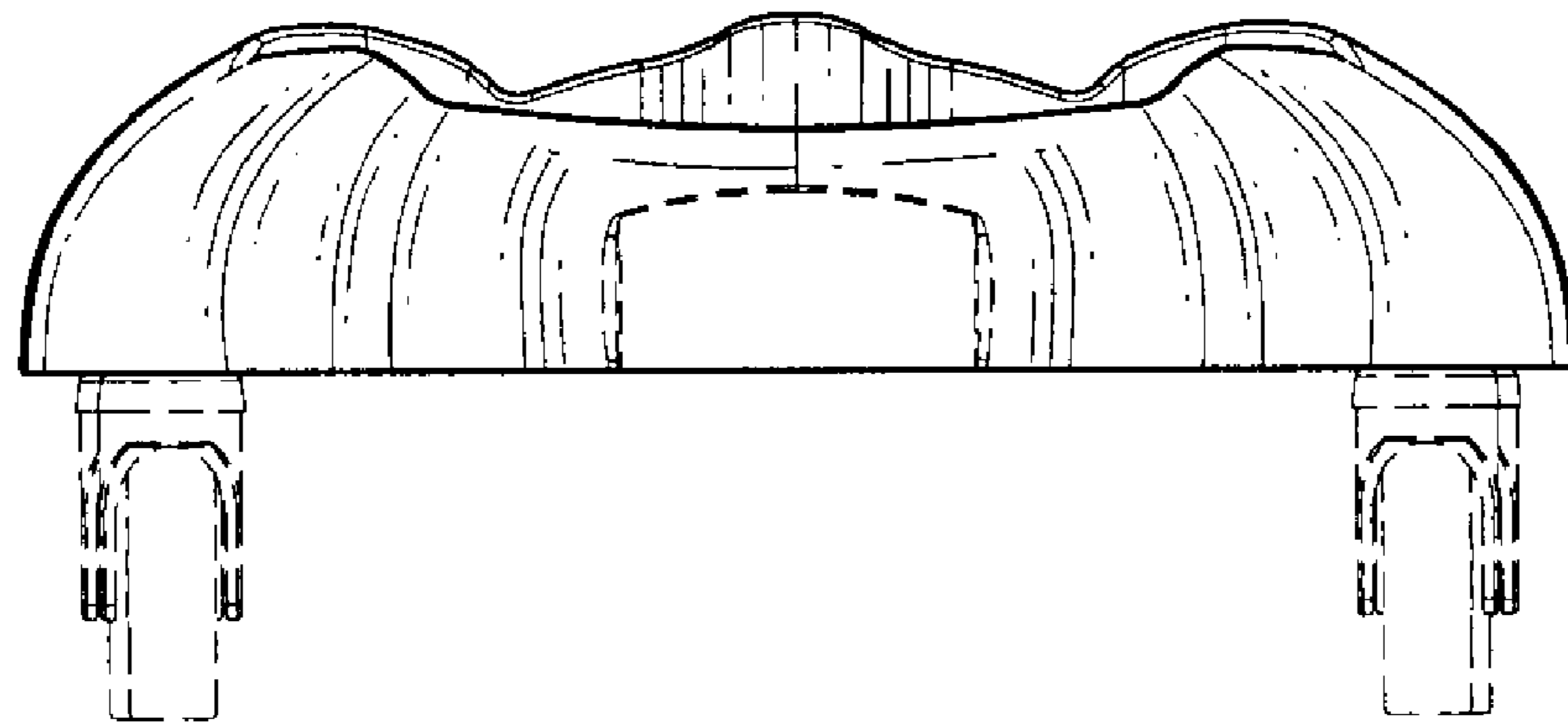


FIG. 2

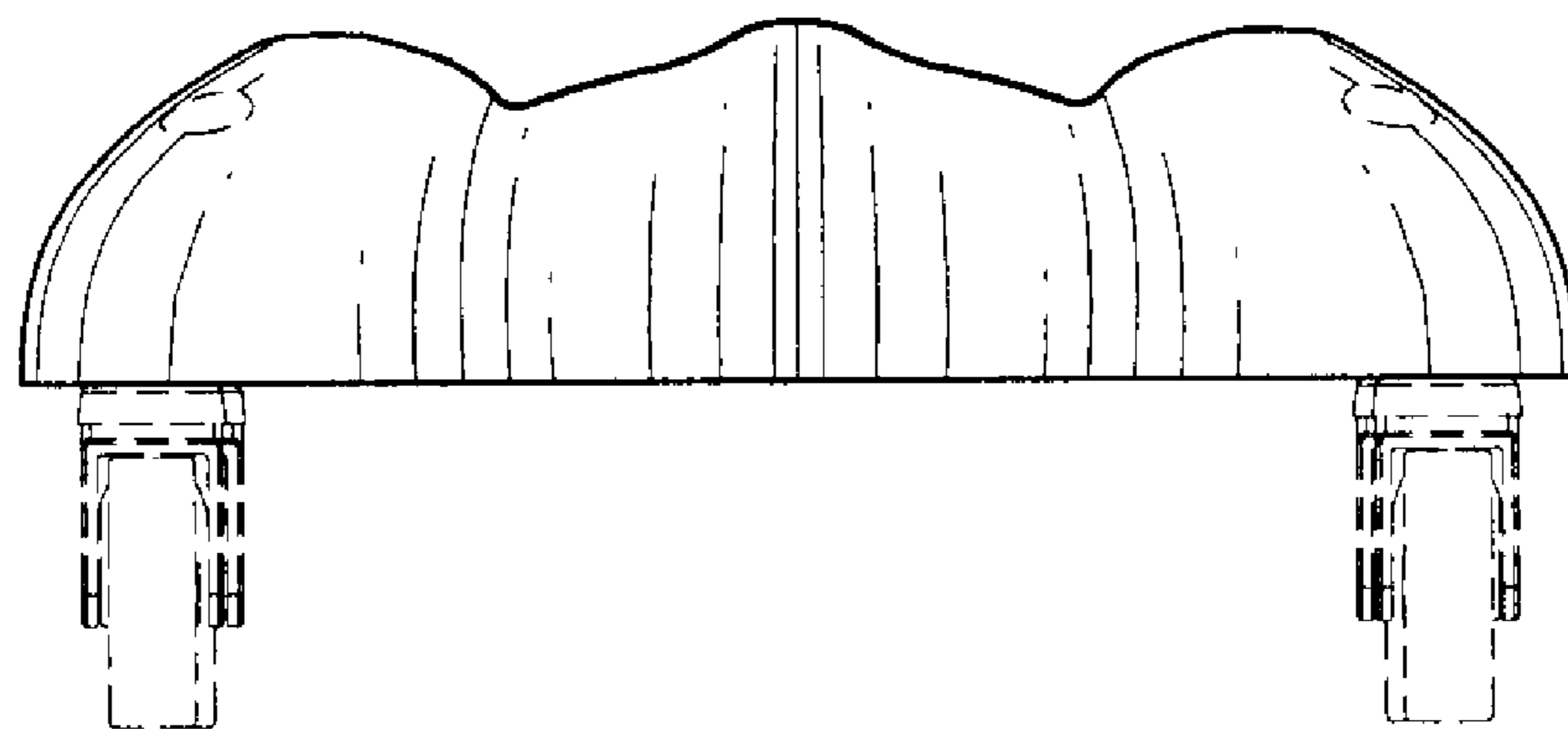


FIG. 3

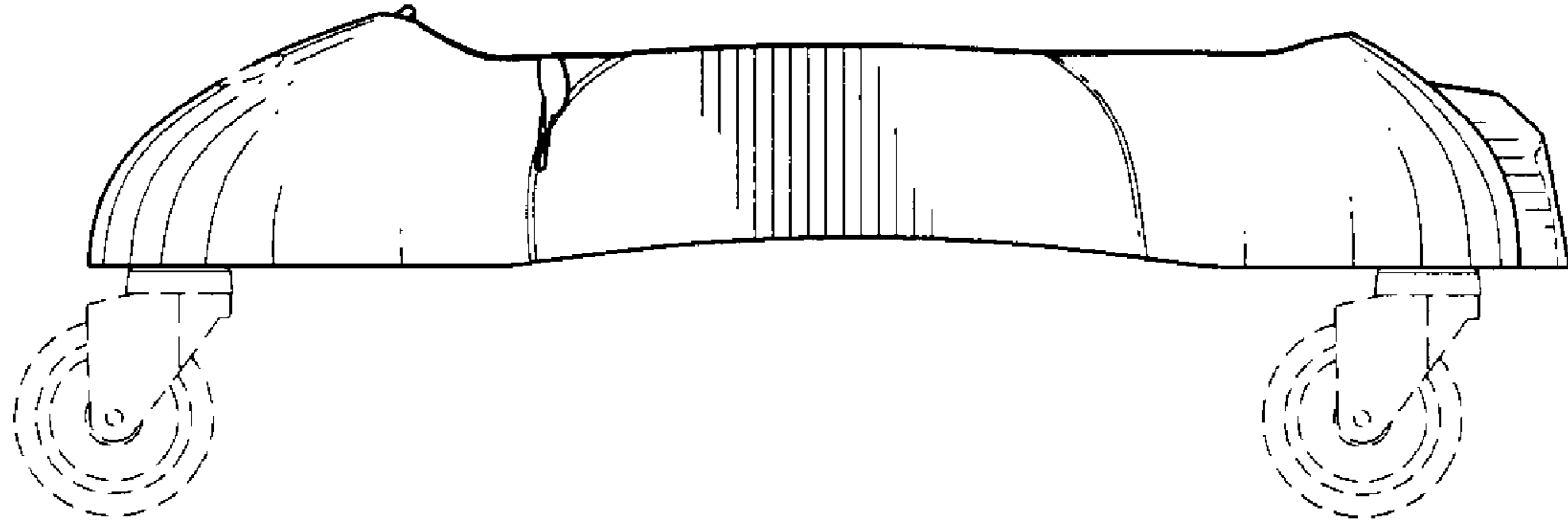


FIG. 4

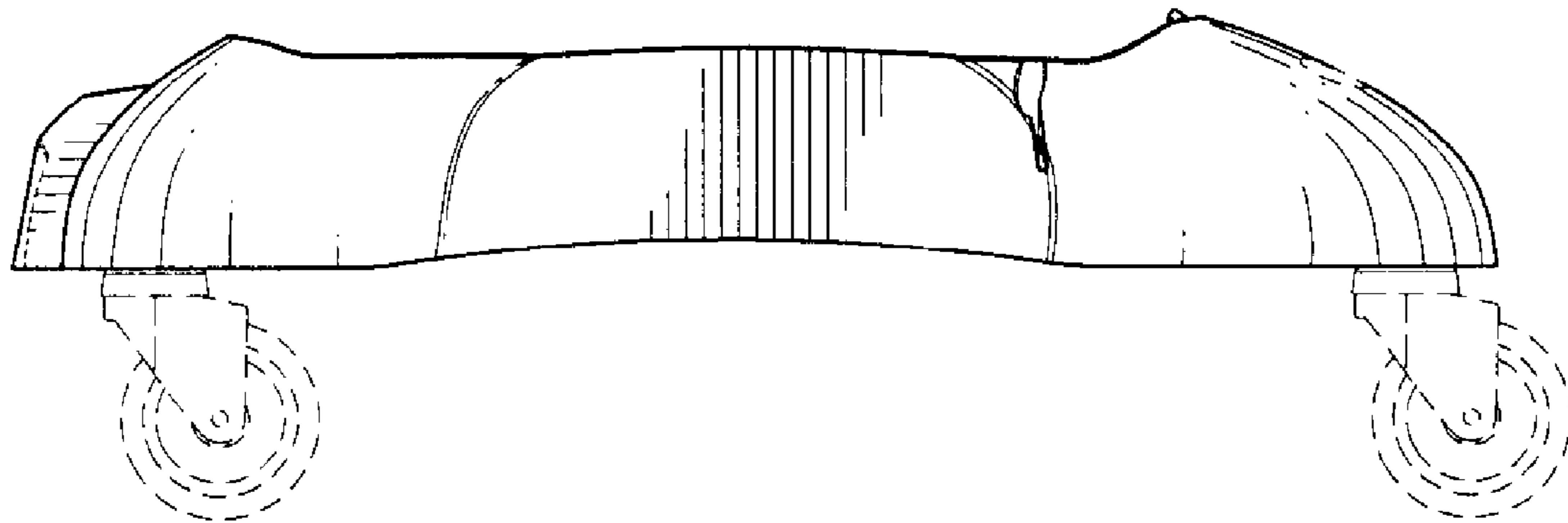


FIG. 5

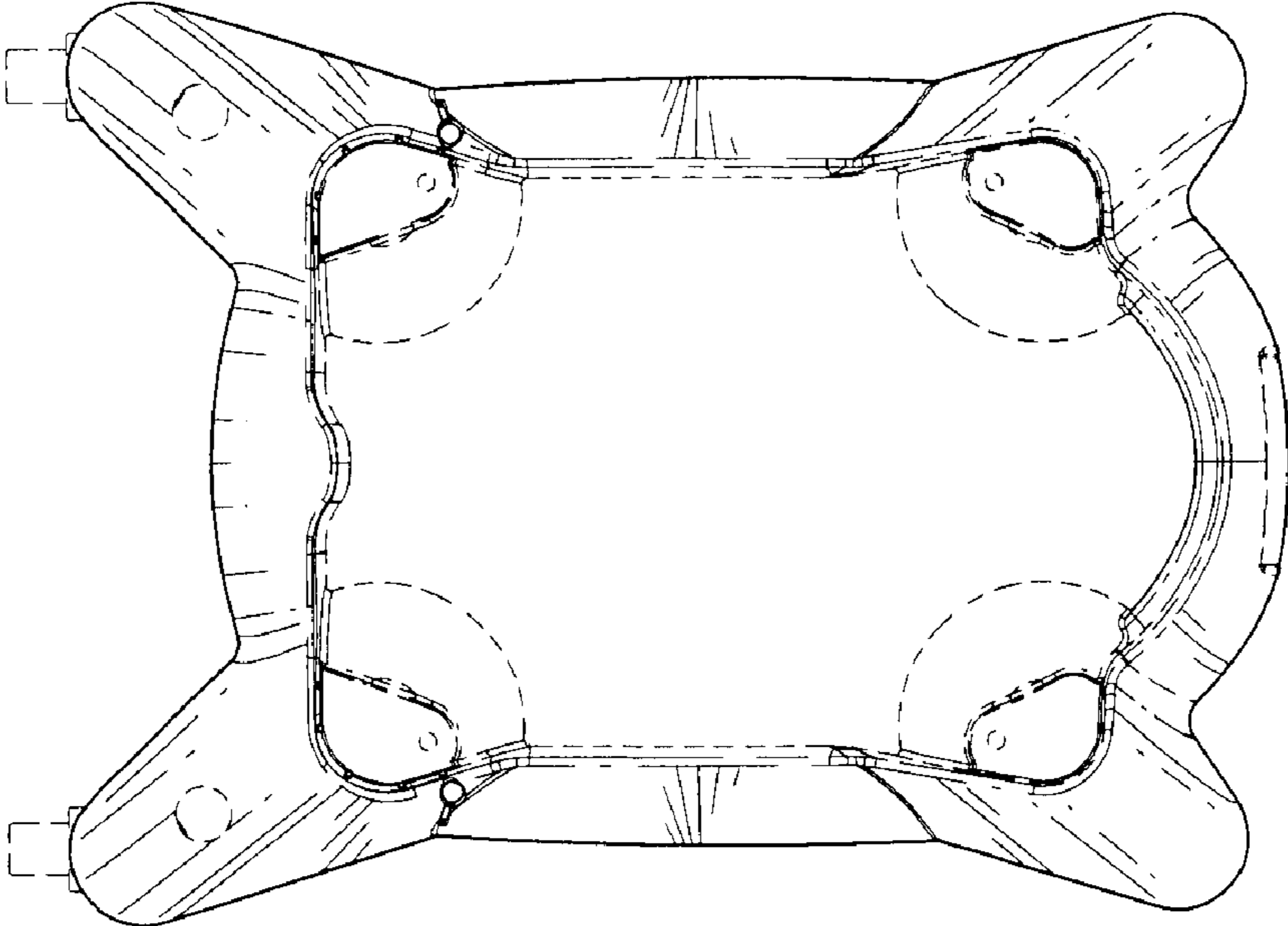


FIG. 6

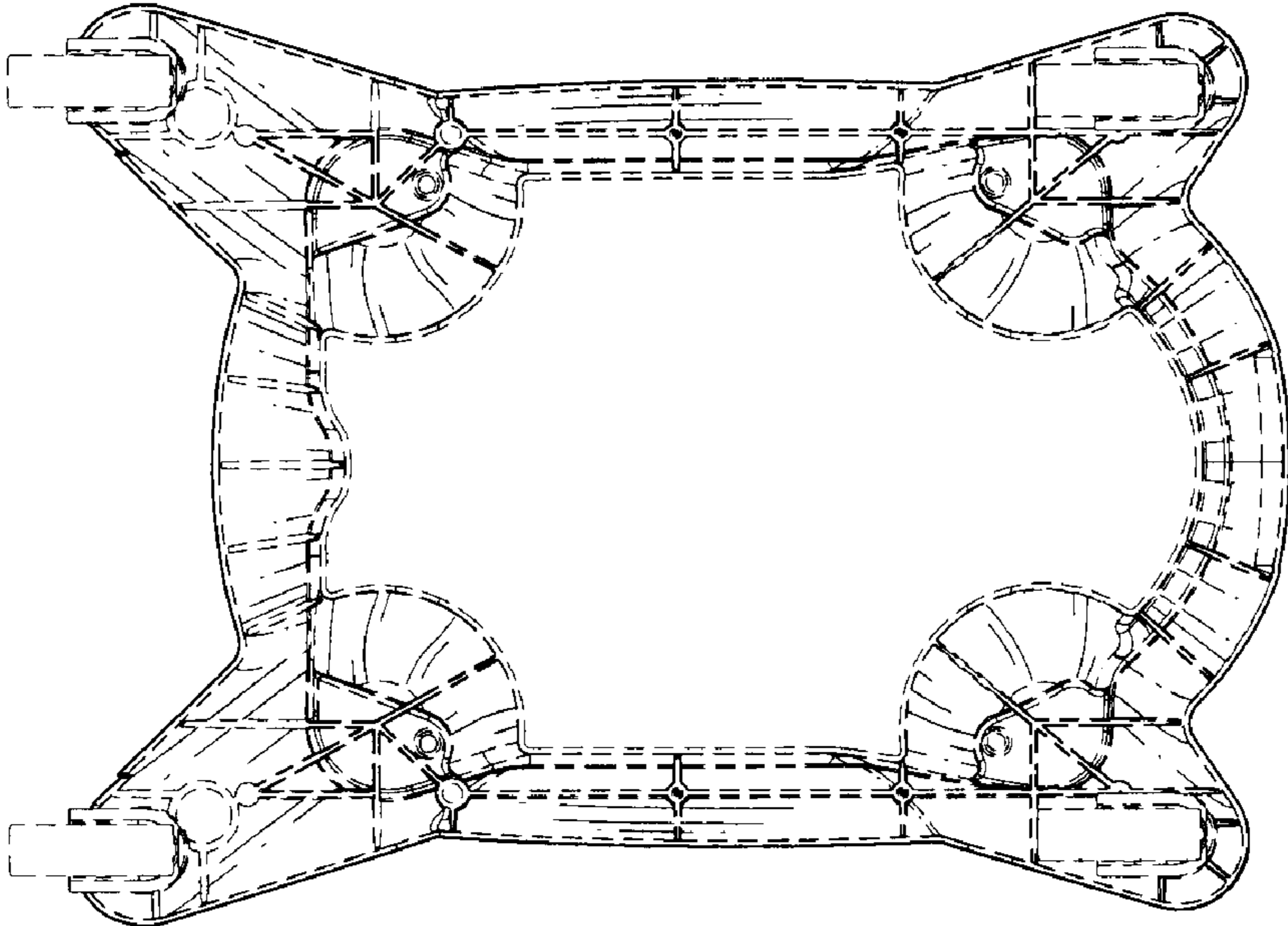


FIG. 7