



US00D532945S

(12) **United States Design Patent**
Charmoille et al.

(10) **Patent No.:** **US D532,945 S**
(45) **Date of Patent:** **** Nov. 28, 2006**

(54) **FLOOR CLEANING PAD**
(75) Inventors: **Louis Charmoille**, Jouy le Moutier (FR); **Didier Legros**, Erany sur Oise (FR); **Sylvain Speeg**, Vallangoujard (FR); **Edouard Koroloff**, Taverny (FR); **Delphine Coppens**, Herouville (FR)

(73) Assignee: **3M Innovative Properties Company**, St. Paul, MN (US)

(**) Term: **14 Years**

(21) Appl. No.: **29/226,234**

(22) Filed: **Mar. 25, 2005**

(30) **Foreign Application Priority Data**

Sep. 28, 2004 (EP) 233259

(51) **LOC (8) Cl.** **15-05**

(52) **U.S. Cl.** **D32/25**

(58) **Field of Classification Search** D4/102, D4/119, 120; D8/20, 61-63, 70; 15/4, 28, 15/87, 50.1, 246.2, 256.52, 327.6-327.7, 15/345, 347, 415.1, 230.12; D32/15, 19, D32/25, 33, 50-52, 22; 451/532, 539
See application file for complete search history.

(56) **References Cited**

U.S. PATENT DOCUMENTS

1,945,823	A	*	2/1934	Rasch et al.	51/297
2,958,593	A		11/1960	Hoover et al.		
D191,000	S	*	8/1961	Olton	D15/126
3,537,121	A		11/1970	McAvoy et al.		
3,537,122	A	*	11/1970	Profitt, Jr.	15/230.12
4,078,340	A		3/1978	Klecker et al.		

4,437,271	A		3/1984	McAvoy		
4,536,911	A		8/1985	Demetriades		
4,606,782	A		8/1986	Demetriades		
RE32,978	E		7/1989	Demetriades		
4,893,439	A		1/1990	McAvoy		
5,030,496	A		7/1991	McGurran		
5,282,900	A		2/1994	McDonell		
5,458,962	A		10/1995	Birch		
D367,743	S	*	3/1996	Krause et al.	D32/35
5,611,101	A	*	3/1997	Rones	15/230.17
D408,601	S	*	4/1999	Winter et al.	D32/25
6,261,164	B1		7/2001	Rivard et al.		
D473,685	S	*	4/2003	McLain et al.	D32/25
2002/0144372	A1		10/2002	Piombini		

* cited by examiner

Primary Examiner—Robert A. Delehanty

Assistant Examiner—Kathleen Sims

(74) *Attorney, Agent, or Firm*—Sean J. Edman

(57) **CLAIM**

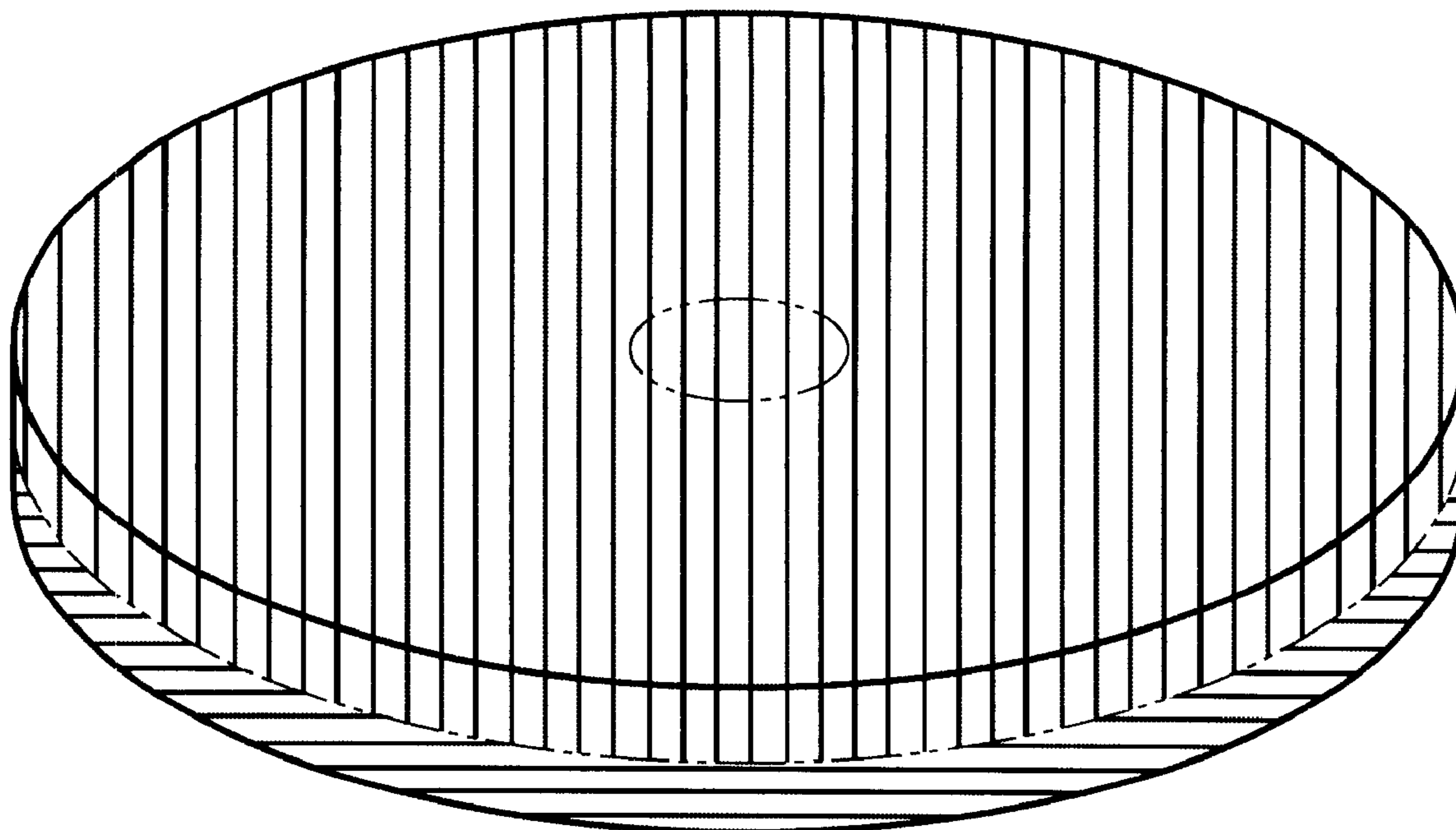
The ornamental design for a floor cleaning pad, as shown and described.

DESCRIPTION

FIG. 1 is a perspective view showing the new design for a floor cleaning pad. The vertical striped lines indicate that the upper face of the pad is red, and the other face of the pad is blue.

FIG. 2 is a side view of the floor cleaning pad. FIG. 3 is a top view of the floor cleaning pad; and, FIG. 4 is a bottom view of the floor cleaning pad. The drawing is lined for color. The features indicated by broken lines are for illustration purposes and are not an essential part of the design.

1 Claim, 2 Drawing Sheets



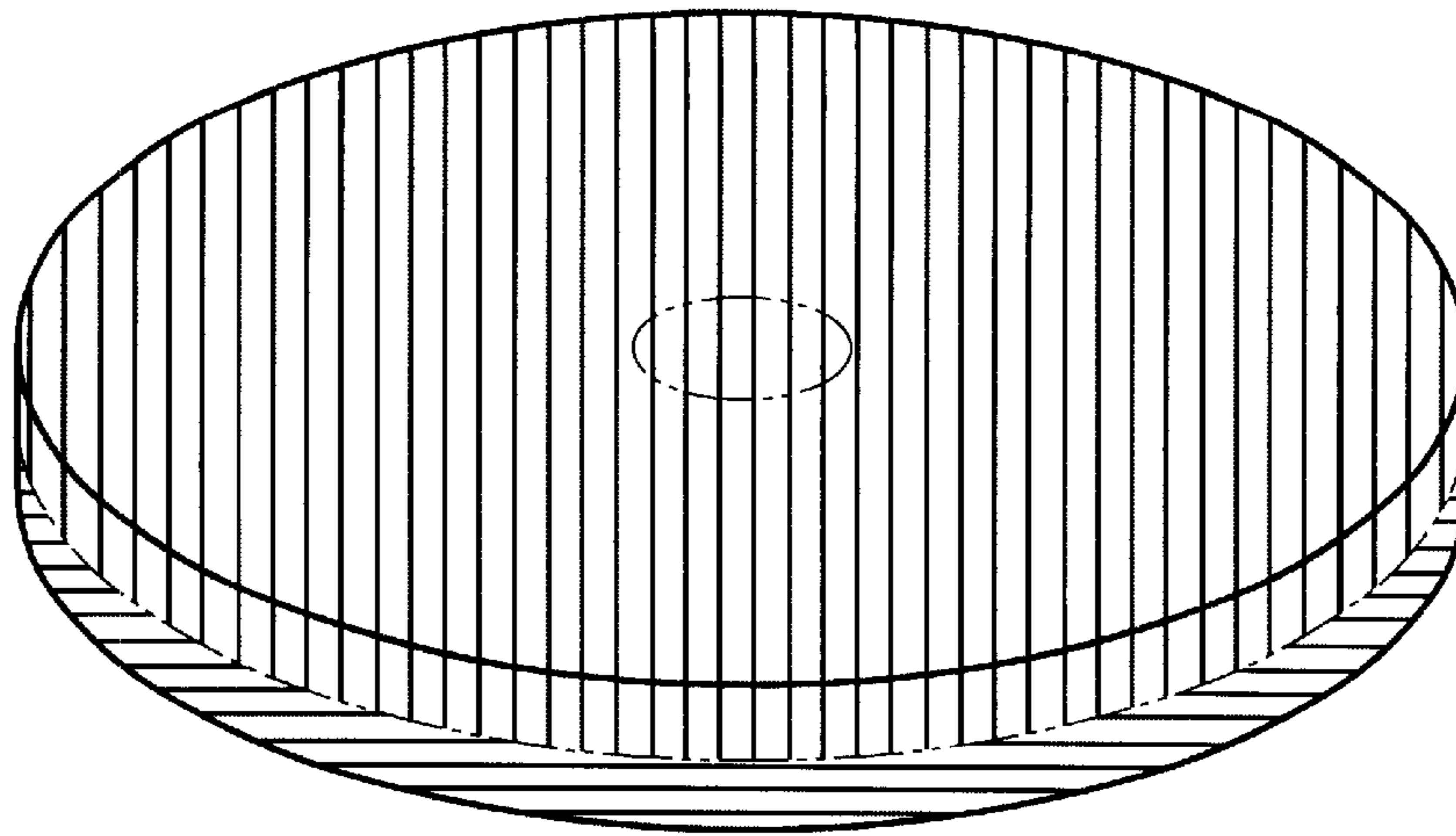


Fig. 1



Fig. 2

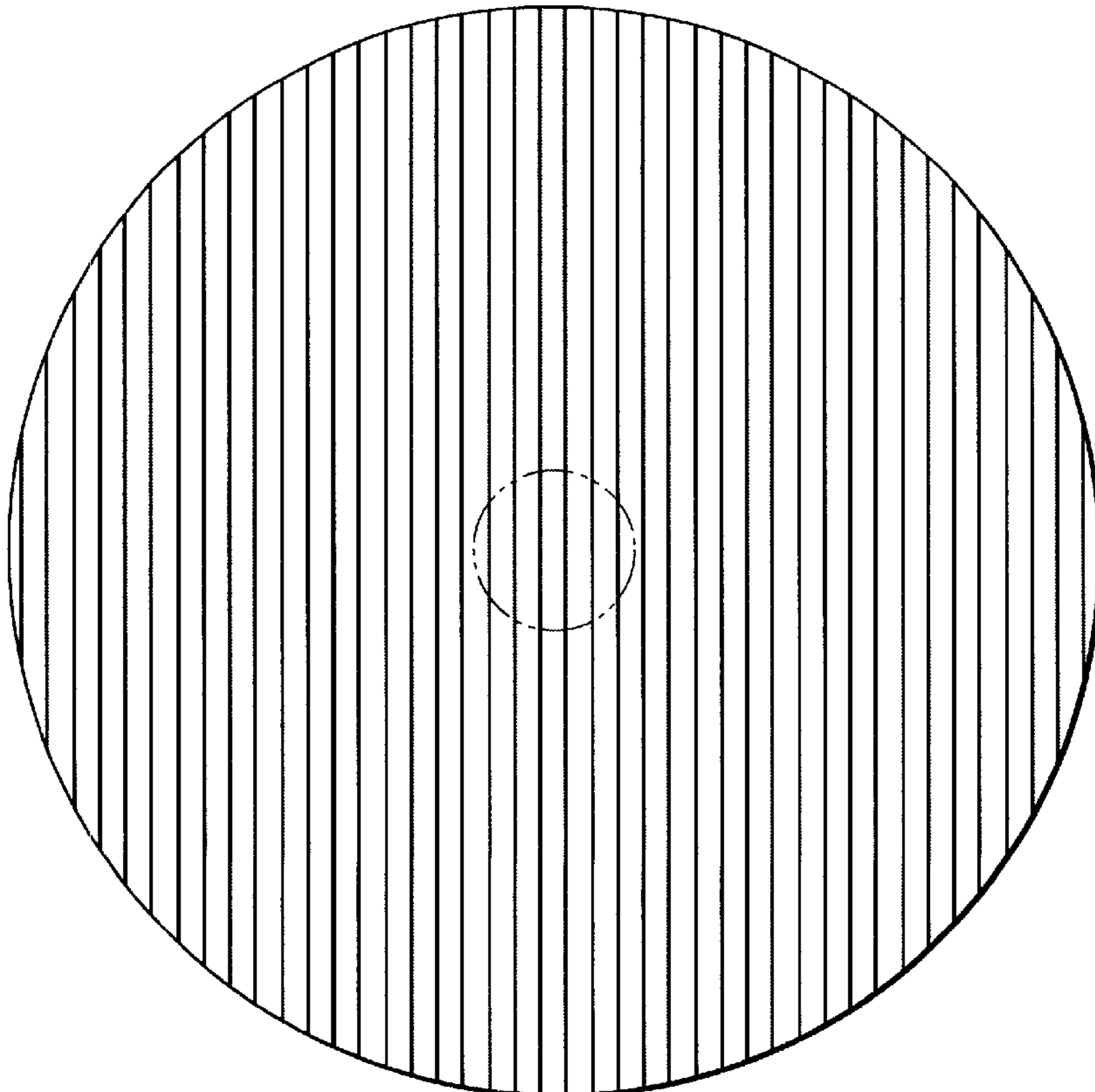


Fig. 3

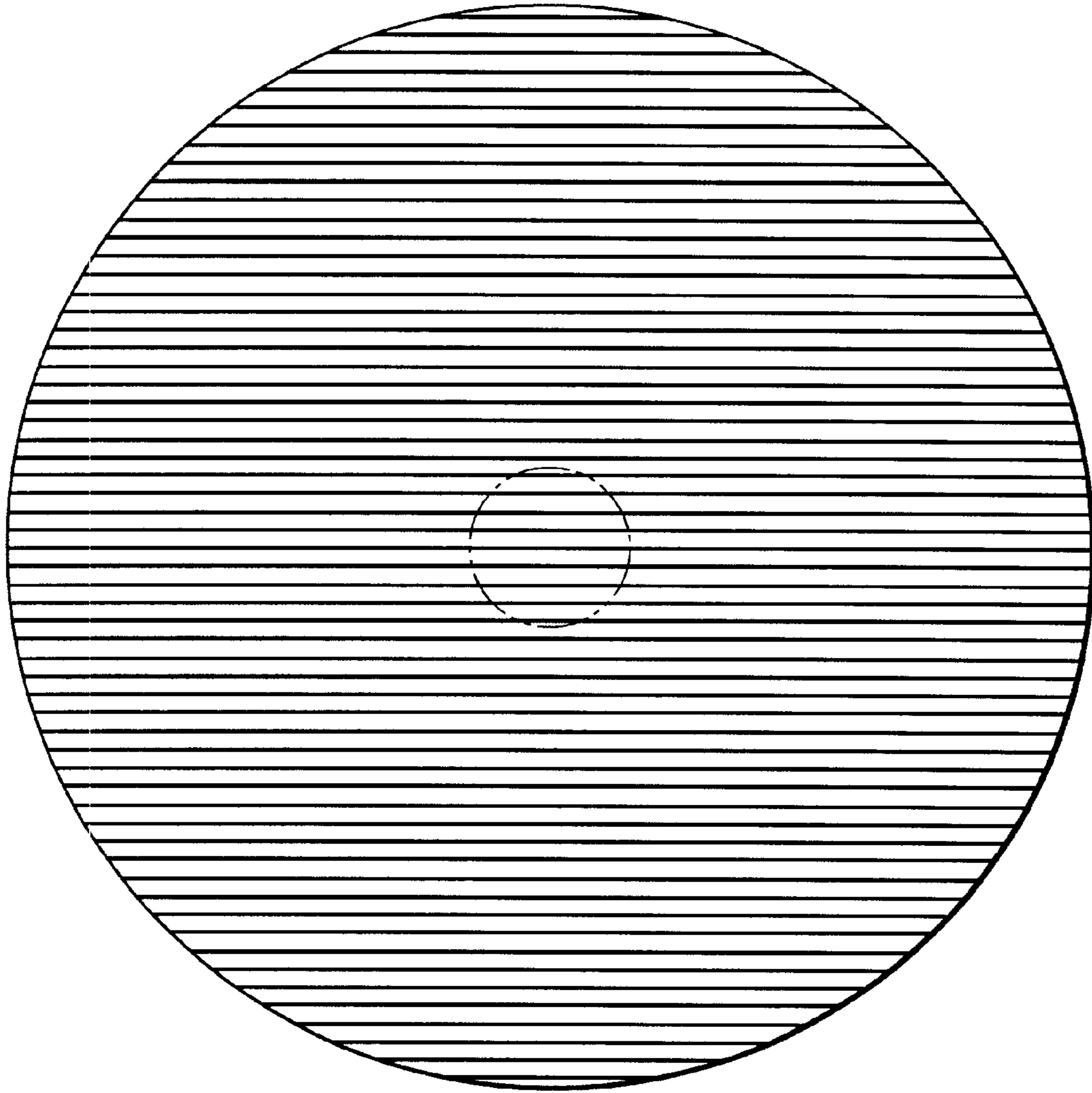


Fig. 4