

US00D532930S

(12) **United States Design Patent**
Pryor

(10) **Patent No.:** **US D532,930 S**

(45) **Date of Patent:** **** *Nov. 28, 2006**

(54) **EPILATOR CASE**

(75) Inventor: **James Pryor**, Sheffield (GB)

(73) Assignee: **Reckitt Benckiser (UK) Limited**,
Berkshire (GB)

(*) Notice: This patent is subject to a terminal disclaimer.

(**) Term: **14 Years**

(21) Appl. No.: **29/237,896**

(22) Filed: **Sep. 8, 2005**

(30) **Foreign Application Priority Data**

Mar. 8, 2005 (EM) 000306915
Jul. 25, 2005 (EM) 000377049-0001/0005

(51) **LOC (8) Cl.** **28-03**

(52) **U.S. Cl.** **D28/44.1**

(58) **Field of Classification Search** D28/44,
D28/44.1, 45-54; 30/32, 34.05, 34.1, 34.2,
30/43-43.92, 44, 45, 526, 527; 606/131,
606/133; D24/133, 147

See application file for complete search history.

(56) **References Cited**

U.S. PATENT DOCUMENTS

2,734,266 A * 2/1956 Schreyer 30/43.2
D376,010 S * 11/1996 Kip D28/44.1
D376,425 S * 12/1996 Kip D28/44.1

D380,830 S * 7/1997 Gudefin D28/44.1
D450,157 S * 11/2001 Yiu D28/44.1
6,471,712 B1 * 10/2002 Burres 606/131
D506,033 S * 6/2005 McCurrach D28/44.1

FOREIGN PATENT DOCUMENTS

JP 1177161 * 6/2006

* cited by examiner

Primary Examiner—Jennifer Rivard

(74) *Attorney, Agent, or Firm*—Conley Rose, P.C.

(57) **CLAIM**

The ornamental design for an epilator case, as shown and described.

DESCRIPTION

FIG. 1 is a perspective view of the front, bottom, and left side of an epilator case showing the new design; FIG. 2 is a front elevational view of the epilator case of FIG. 1; FIG. 3 is a back elevation view of the epilator case of FIG. 1; FIG. 4 is a left elevation view of the epilator case of FIG. 1; FIG. 5 is a right elevation view of the epilator case of FIG. 1; FIG. 6 is a top plan view of the epilator case of FIG. 1; and, FIG. 7 is a bottom plan view of the epilator case of FIG. 1. In the Figures, the shaded areas represent areas of contrasting color.

1 Claim, 2 Drawing Sheets

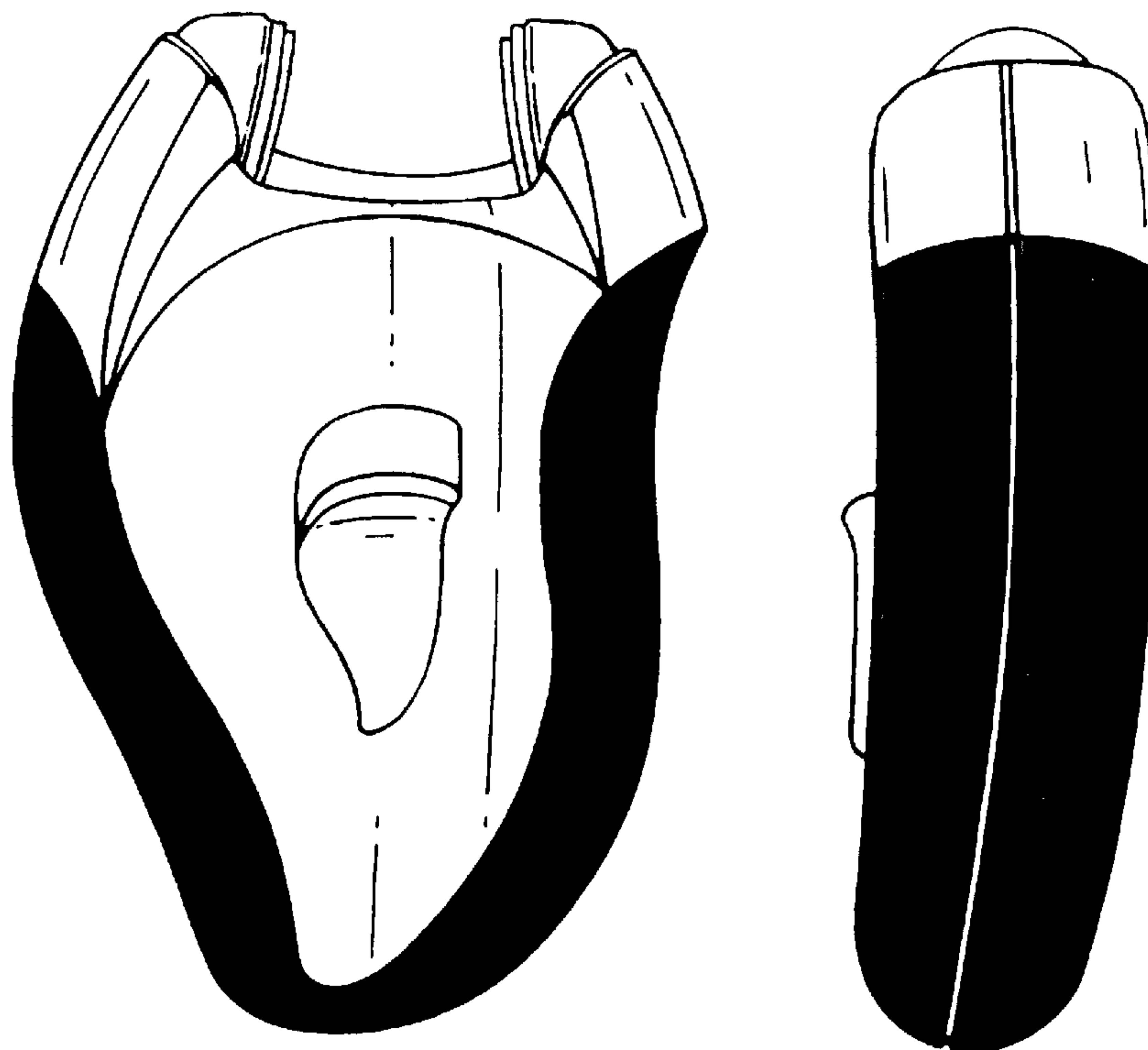




Fig. 1.



Fig. 2.

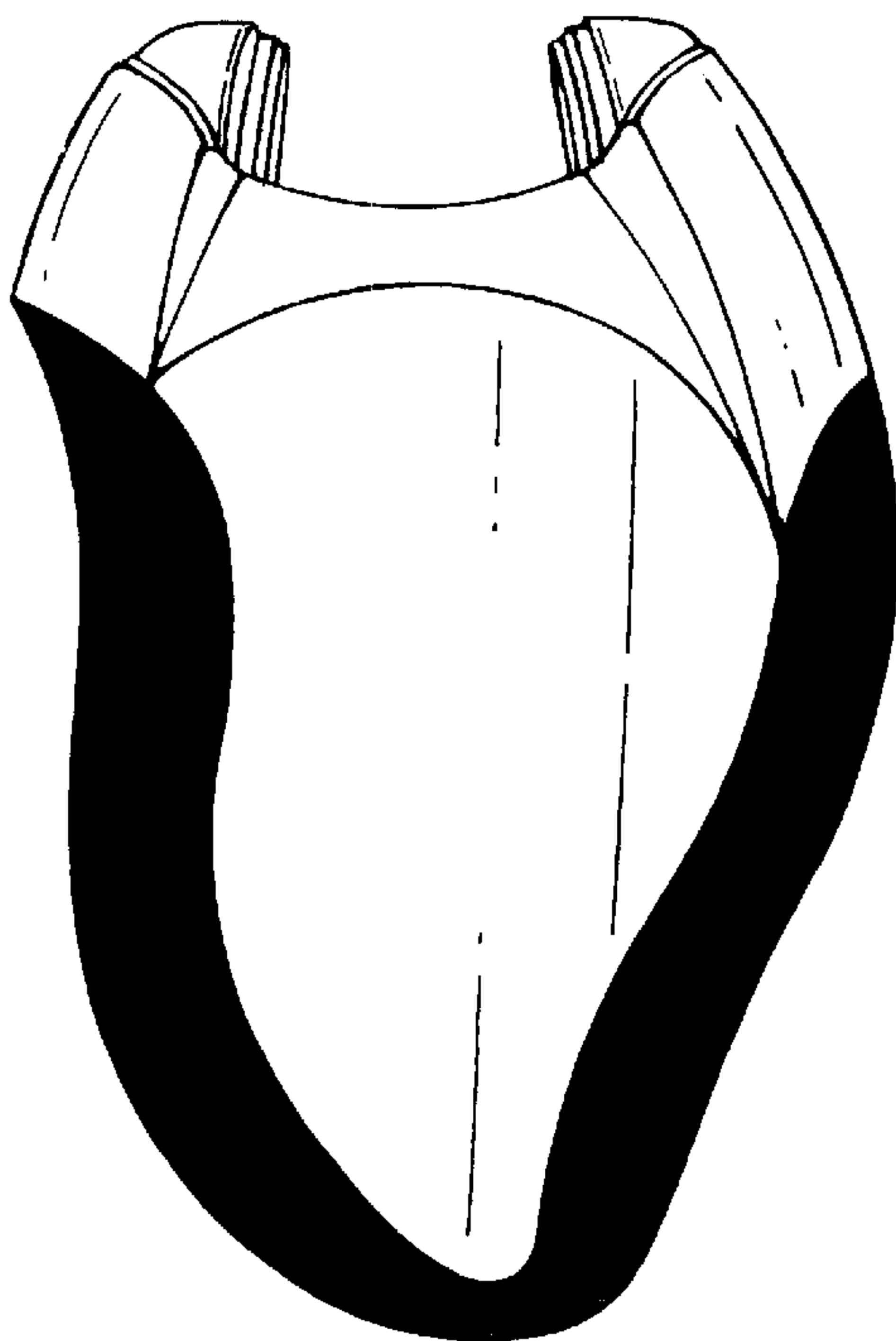


Fig. 3.




Fig.4.




Fig.5.

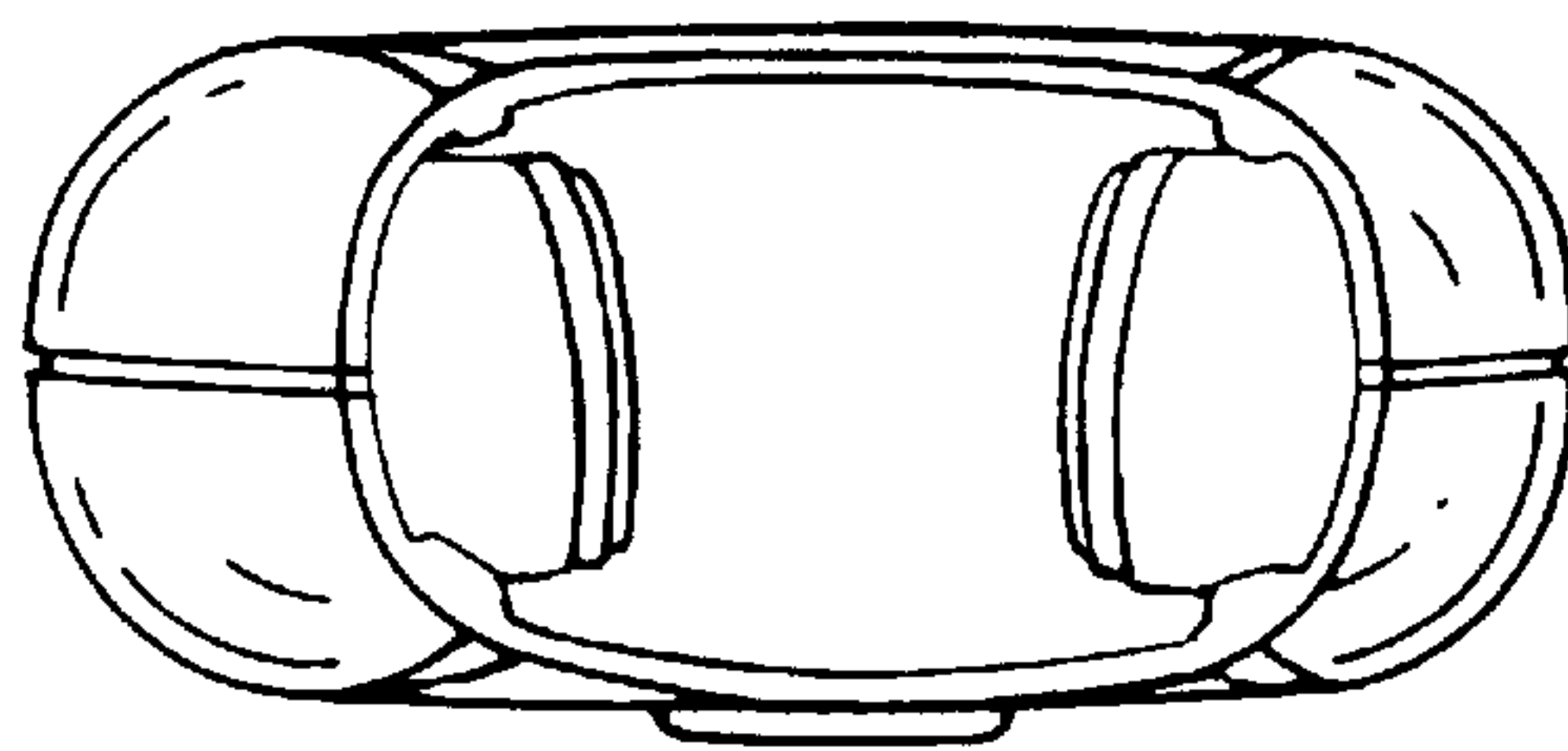


Fig.6.

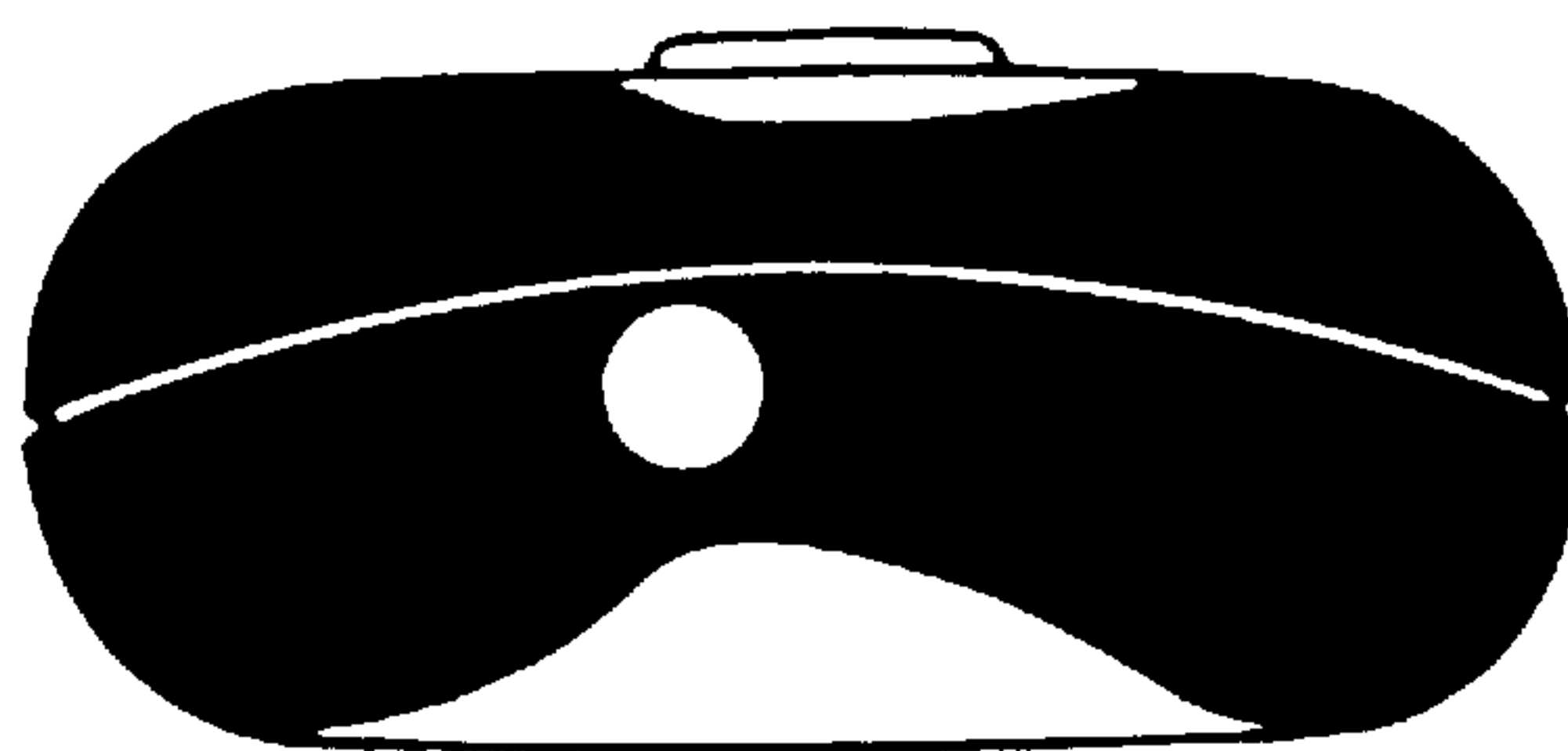


Fig.7.