



US00D532929S

(12) **United States Design Patent**  
**Weltmann**

(10) **Patent No.:** **US D532,929 S**

(45) **Date of Patent:** **\*\* Nov. 28, 2006**

(54) **MASCARA SHIELD**

(76) **Inventor:** **Roberta Weltmann**, 1831 Cottonwood  
Glen Ct., Salt Lake City, UT (US)  
84117-4249

(\*\*) **Term:** **14 Years**

(21) **Appl. No.:** **29/210,156**

(22) **Filed:** **Jul. 27, 2004**

(51) **LOC (8) Cl.** ..... **28-03**

(52) **U.S. Cl.** ..... **D28/7**

(58) **Field of Classification Search** ..... D28/7,  
D28/20-22, 99; 132/200-201, 216, 150,  
132/285, 319, 320; D19/37, 39, 40; D10/64  
See application file for complete search history.

(56) **References Cited**

**U.S. PATENT DOCUMENTS**

- 1,850,540 A 3/1932 Erickson
- 1,873,928 A \* 8/1932 Bohner ..... 132/216
- 1,974,825 A 9/1934 Lovie
- D119,329 S \* 3/1940 Leyne ..... D28/36
- 2,260,614 A 10/1941 Freitas
- 3,789,856 A \* 2/1974 Bomba ..... 132/319
- 3,884,232 A 5/1975 Braun
- 4,033,364 A \* 7/1977 Inzana et al. .... 132/216
- D252,890 S 9/1979 Cavalieri
- D254,935 S 5/1980 Staudinger
- D255,606 S 6/1980 Garcia
- D257,400 S \* 10/1980 Cunningham ..... D28/7
- D265,506 S \* 7/1982 Finamore ..... D24/147

- 4,807,650 A 2/1989 Bliss
- D316,312 S 4/1991 Cordova
- 5,016,658 A 5/1991 Green
- 5,050,624 A 9/1991 Kobe et al.
- 5,178,170 A 1/1993 Kassai
- D337,854 S 7/1993 McCants
- D341,001 S 11/1993 Pantages
- D404,526 S \* 1/1999 Motta et al. .... D28/48
- 5,890,499 A 4/1999 Fuentes et al.
- 5,957,142 A 9/1999 Karafilis
- 6,199,560 B1 3/2001 North et al.
- 6,305,389 B1 10/2001 Bakken
- 6,640,814 B1 11/2003 Burke
- D491,690 S \* 6/2004 Yamashita ..... D28/48

\* cited by examiner

*Primary Examiner*—Janice E. Seeger

*Assistant Examiner*—Zenia I Bennett

(74) *Attorney, Agent, or Firm*—Clayton, Howarth &  
Cannon, P.C.

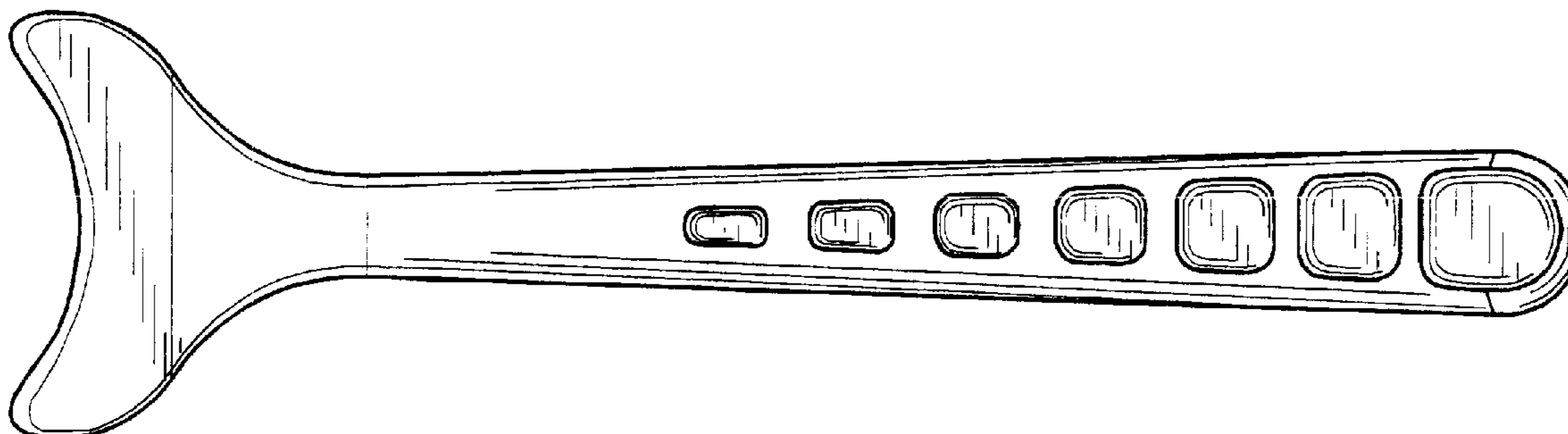
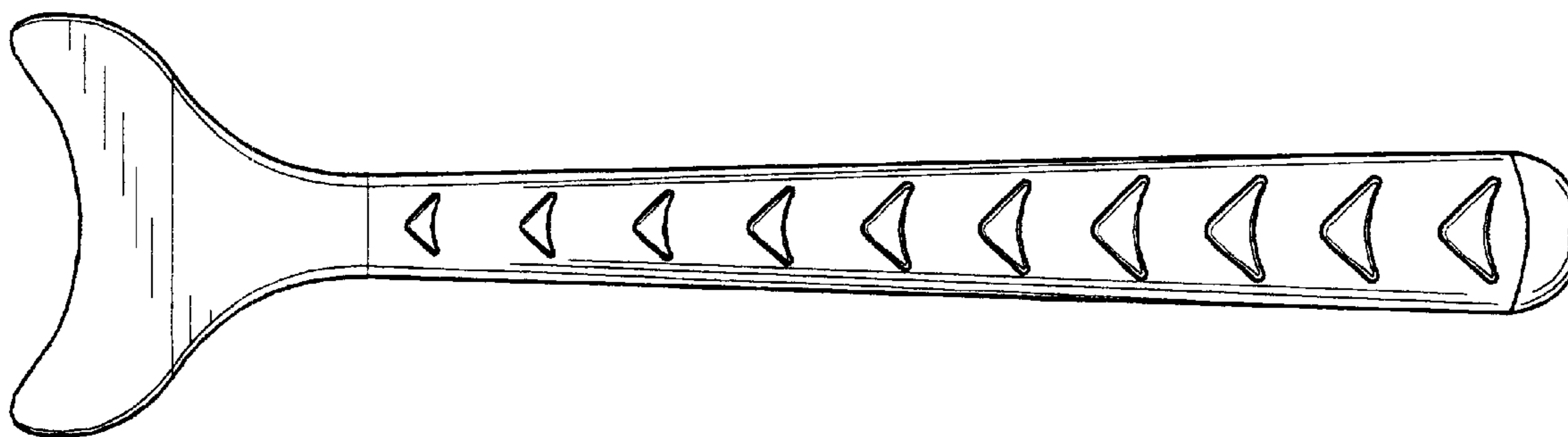
(57) **CLAIM**

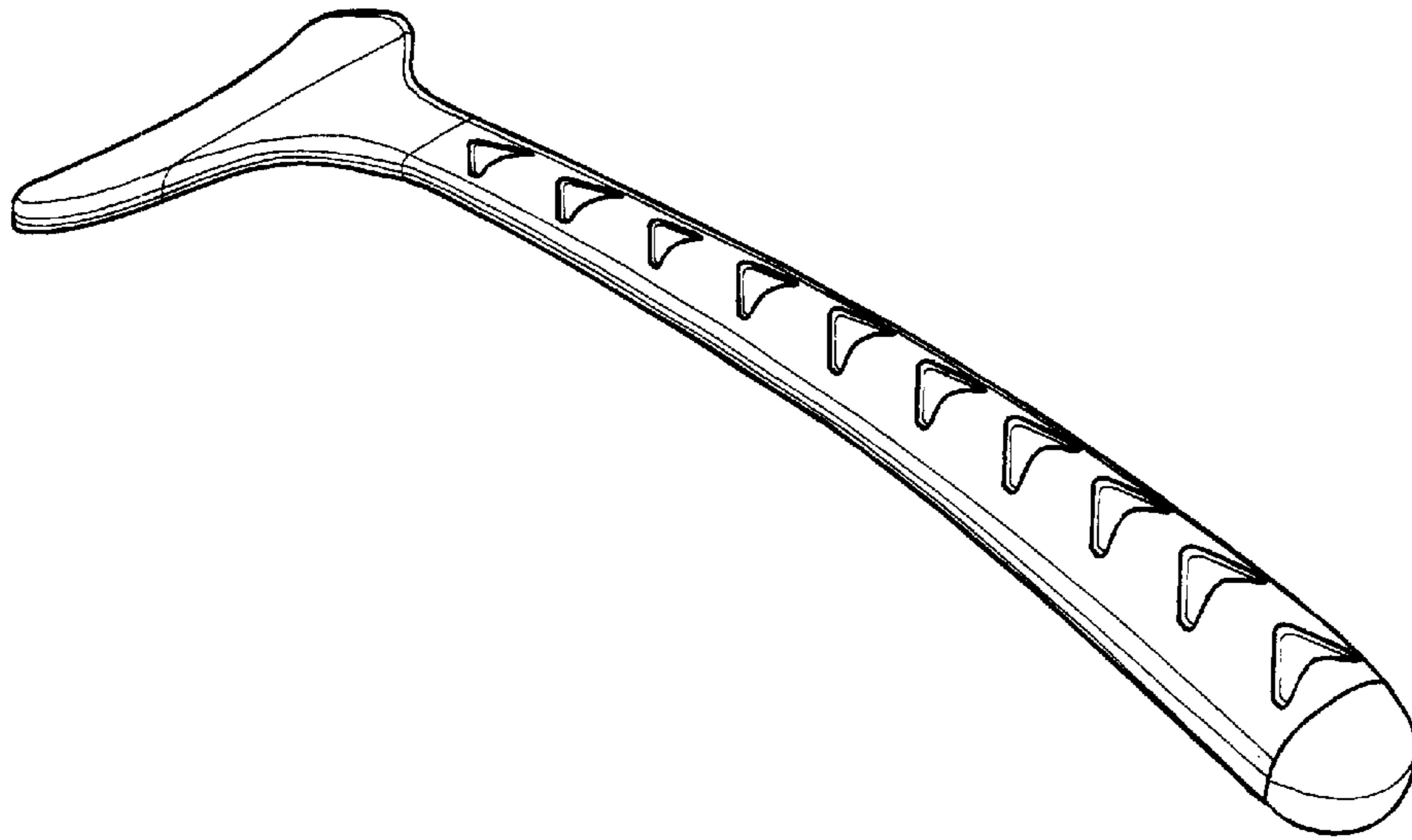
I claim the ornamental design for a mascara shield, as shown  
and described.

**DESCRIPTION**

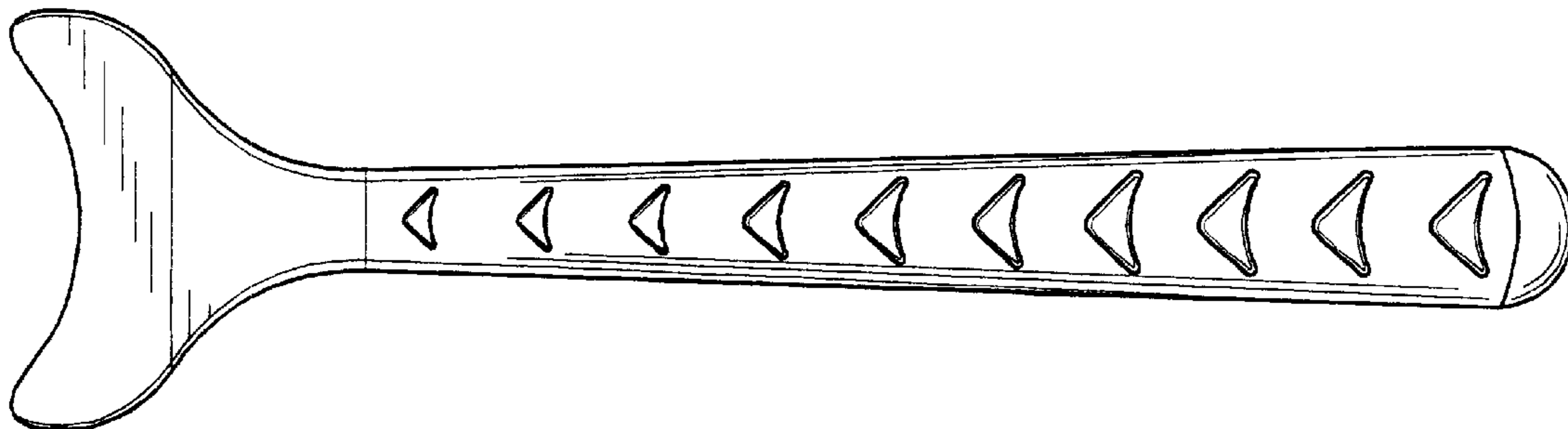
FIG. 1 is a perspective view thereof;  
FIG. 2 is a front view thereof;  
FIG. 3 is a rear view thereof;  
FIG. 4 is a left side view thereof;  
FIG. 5 is a top view thereof; and,  
FIG. 6 is a bottom view thereof.

**1 Claim, 2 Drawing Sheets**

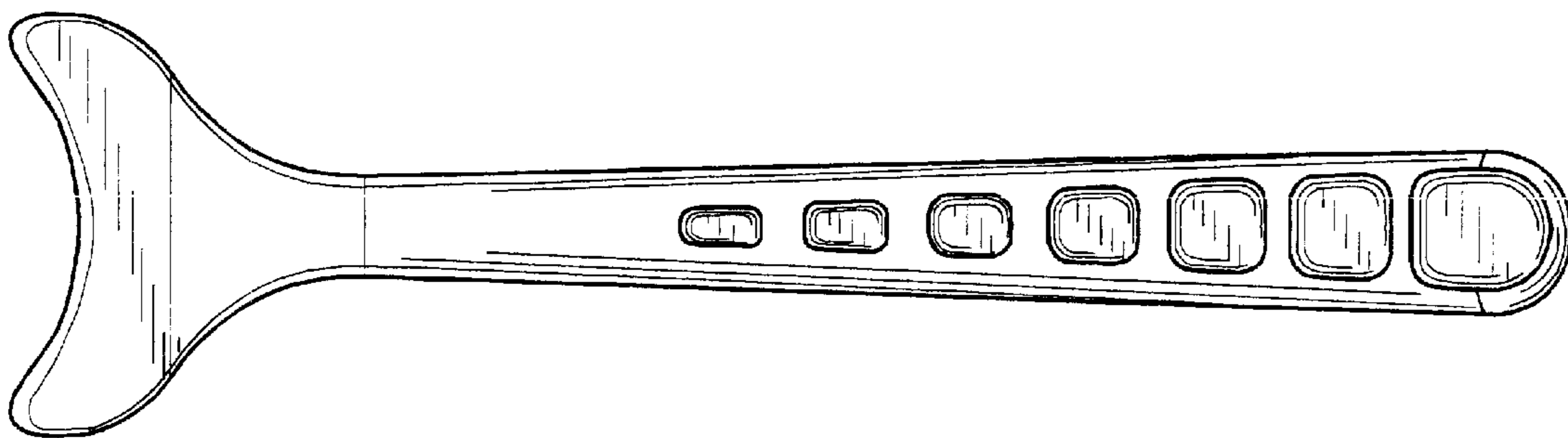




**FIG. 1**



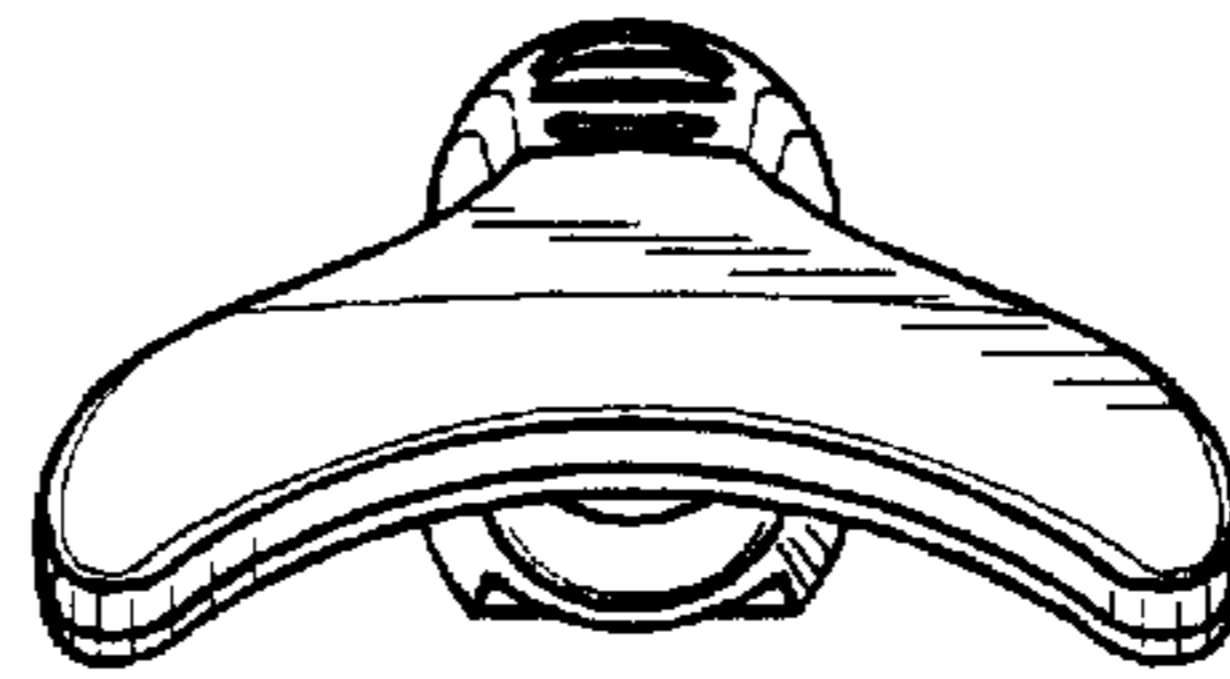
**FIG. 2**



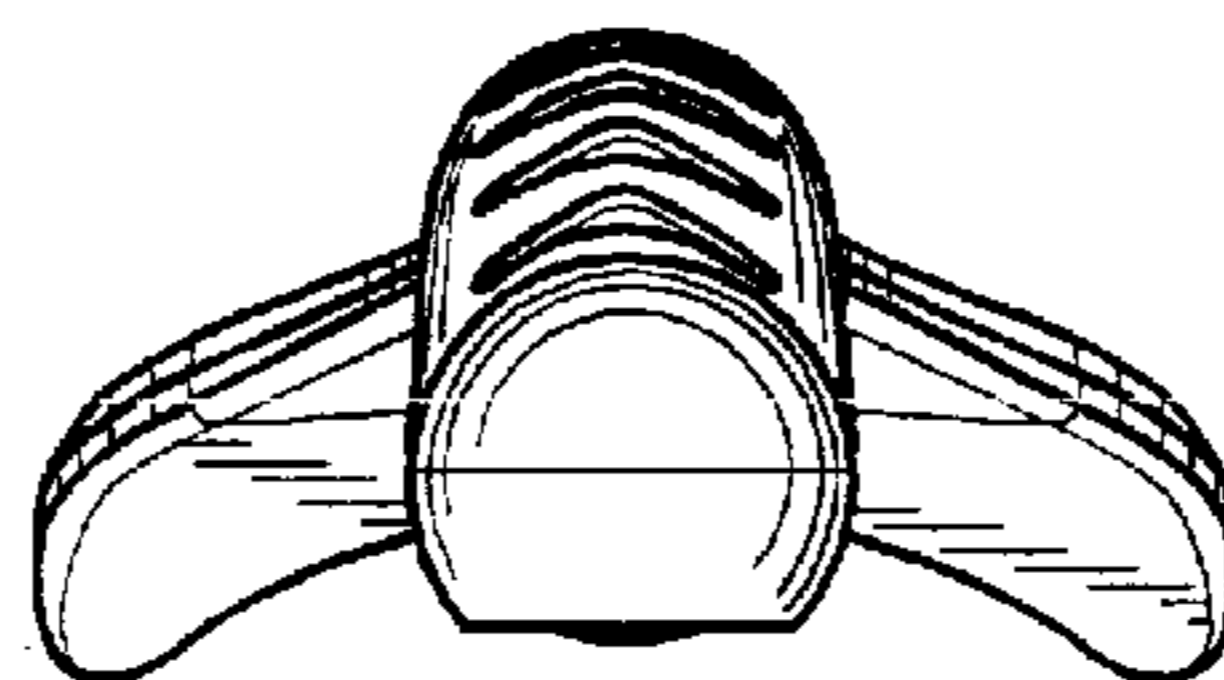
**FIG. 3**



**FIG. 4**



**FIG. 5**



**FIG. 6**