



US00D532928S

(12) **United States Design Patent**
Kawamata

(10) **Patent No.:** **US D532,928 S**

(45) **Date of Patent:** **** Nov. 28, 2006**

(54) **NOSE PACK SHEET**

(75) Inventor: **Toru Kawamata**, Tokyo (JP)

(73) Assignee: **Kao Corporation**, Tokyo (JP)

(**) Term: **14 Years**

(21) Appl. No.: **29/204,400**

(22) Filed: **Apr. 29, 2004**

(30) **Foreign Application Priority Data**

Nov. 4, 2003 (JP) 2003-032520

(51) **LOC (8) Cl.** **28-03**

(52) **U.S. Cl.** **D28/4**

(58) **Field of Classification Search** D28/4,
D28/7, 99; D24/189; 604/289, 303; 424/49,
424/52, 78.03, 401, 402, 443

See application file for complete search history.

(56) **References Cited**

U.S. PATENT DOCUMENTS

- 5,026,552 A * 6/1991 Gueret et al. 424/401
- D388,534 S * 12/1997 Uemura et al. D28/4
- D423,140 S * 4/2000 DiMartino et al. D28/4
- D426,019 S * 5/2000 Aoki et al. D28/4
- D427,370 S * 6/2000 Kalafsky et al. D28/4
- 6,106,818 A * 8/2000 Dulog et al. 424/401
- D434,524 S * 11/2000 Kalafsky et al. D28/4
- D438,338 S * 2/2001 Sasahara D28/4
- 6,206,902 B1 * 3/2001 Morikane 606/204.15
- 6,221,382 B1 * 4/2001 Ishida et al. 424/443
- D461,278 S * 8/2002 Takechi et al. D28/4
- 6,649,181 B1 * 11/2003 Miner 424/402

- D484,984 S * 1/2004 Takizawa et al. D24/189
- D487,942 S * 3/2004 Hiroi D28/4
- D499,509 S * 12/2004 Hiroi D28/4
- 2001/0056267 A1 * 12/2001 Ishida 604/307
- 2005/0100566 A1 * 5/2005 Morikane et al. 424/401

FOREIGN PATENT DOCUMENTS

JP	995425	11/1997
KR	30-0265338	8/2000

* cited by examiner

Primary Examiner—Jennifer Rivard

(74) *Attorney, Agent, or Firm*—Oblon, Spivak, McClelland, Maier & Neustadt, P.C.

(57) **CLAIM**

The ornamental design for a nose pack sheet, as shown and described.

DESCRIPTION

FIG. 1 is a perspective view of a nose pack sheet;
 FIG. 2 is a front view thereof;
 FIG. 3 is a rear view thereof;
 FIG. 4 is a right side view thereof;
 FIG. 5 is a top plan view thereof;
 FIG. 6 is a bottom view thereof; and,
 FIG. 7 is a referential front view thereof showing the nose pack sheet being stretched to open the slits.
 The broken lines shown with long lines and dots represent the bounds of the claim and all other broken lines are for illustrative purposes only. None of the broken lines form a part of the claimed design.

1 Claim, 3 Drawing Sheets

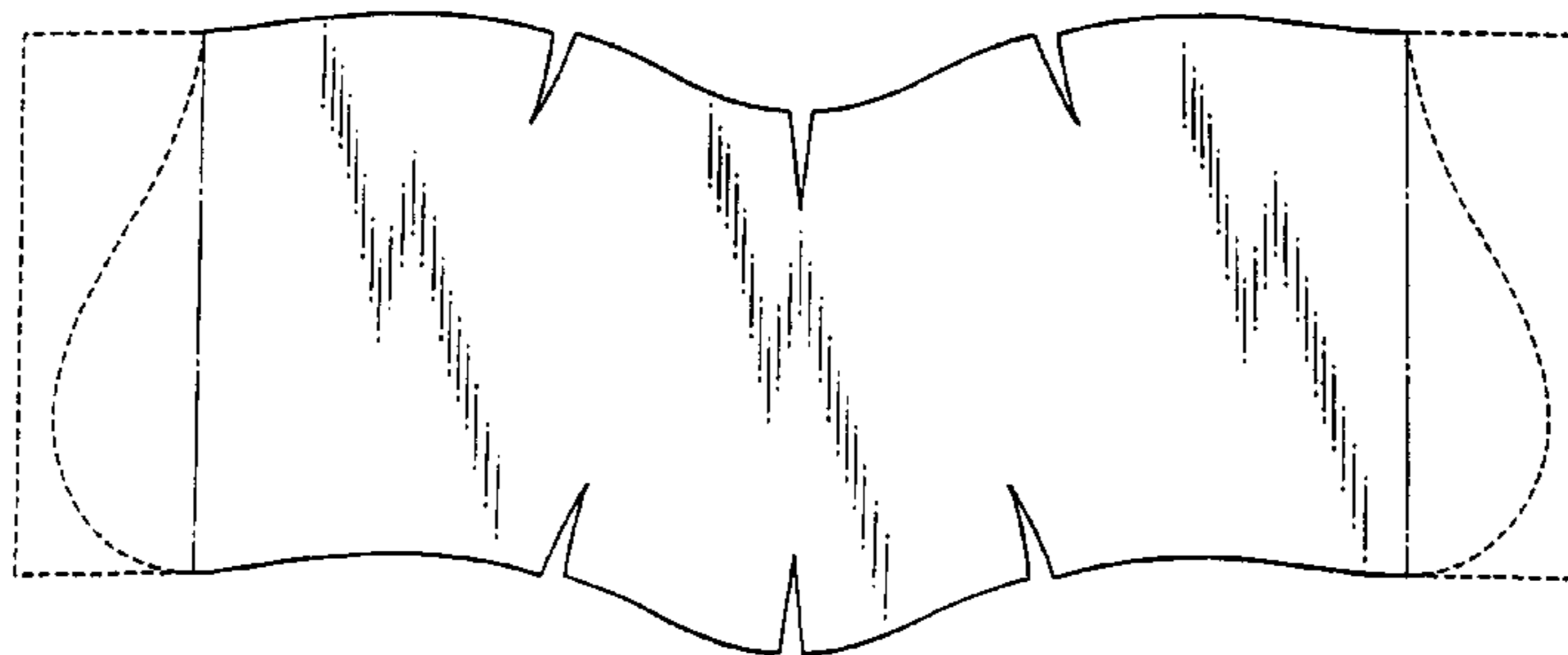
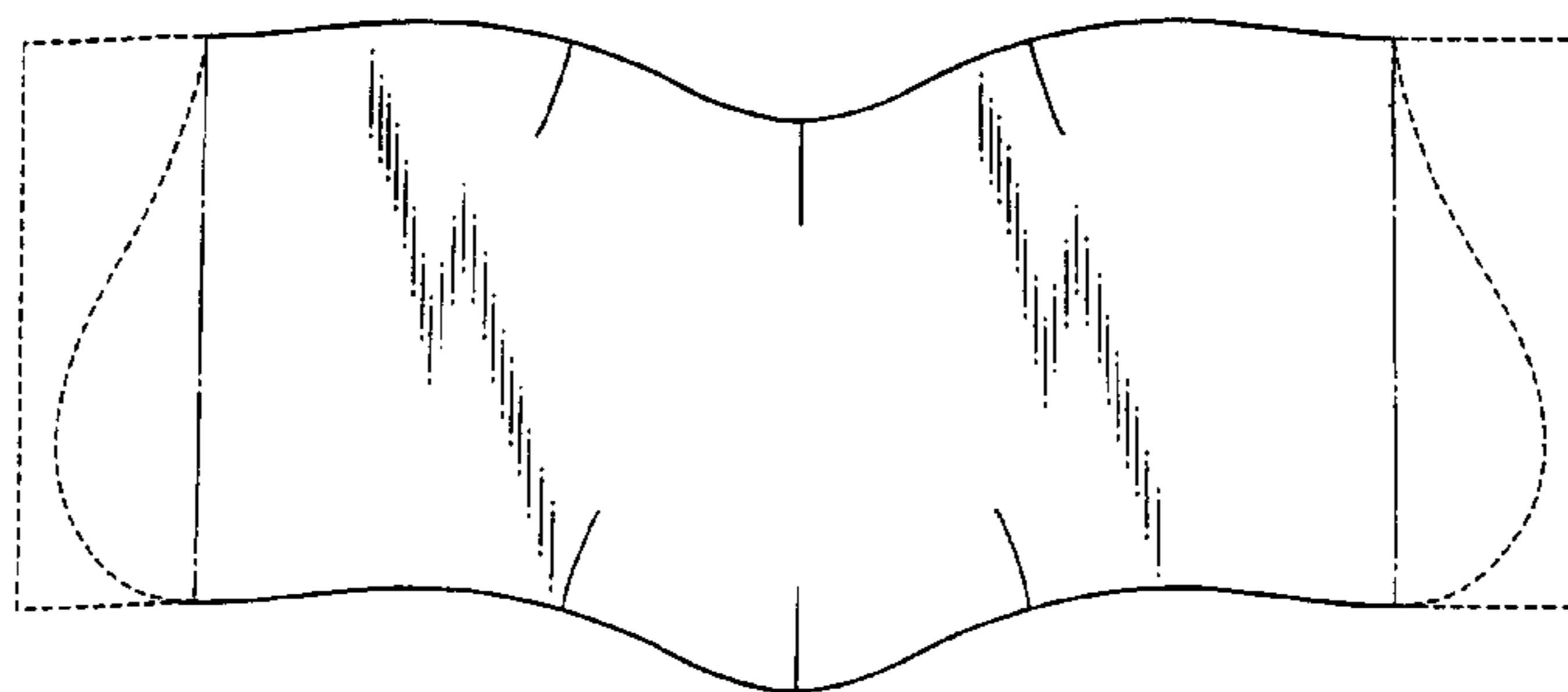


Fig.1

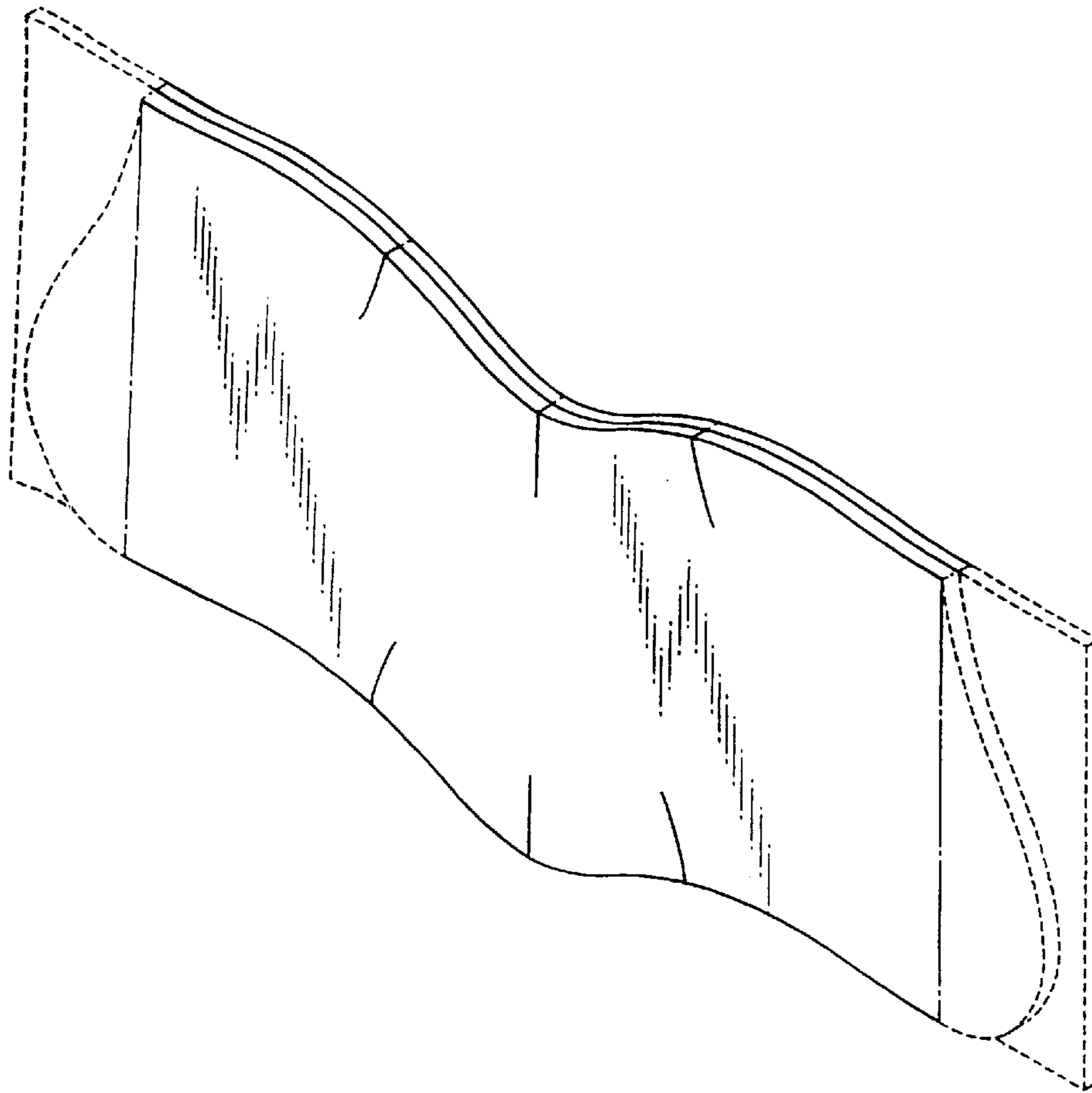


Fig.2

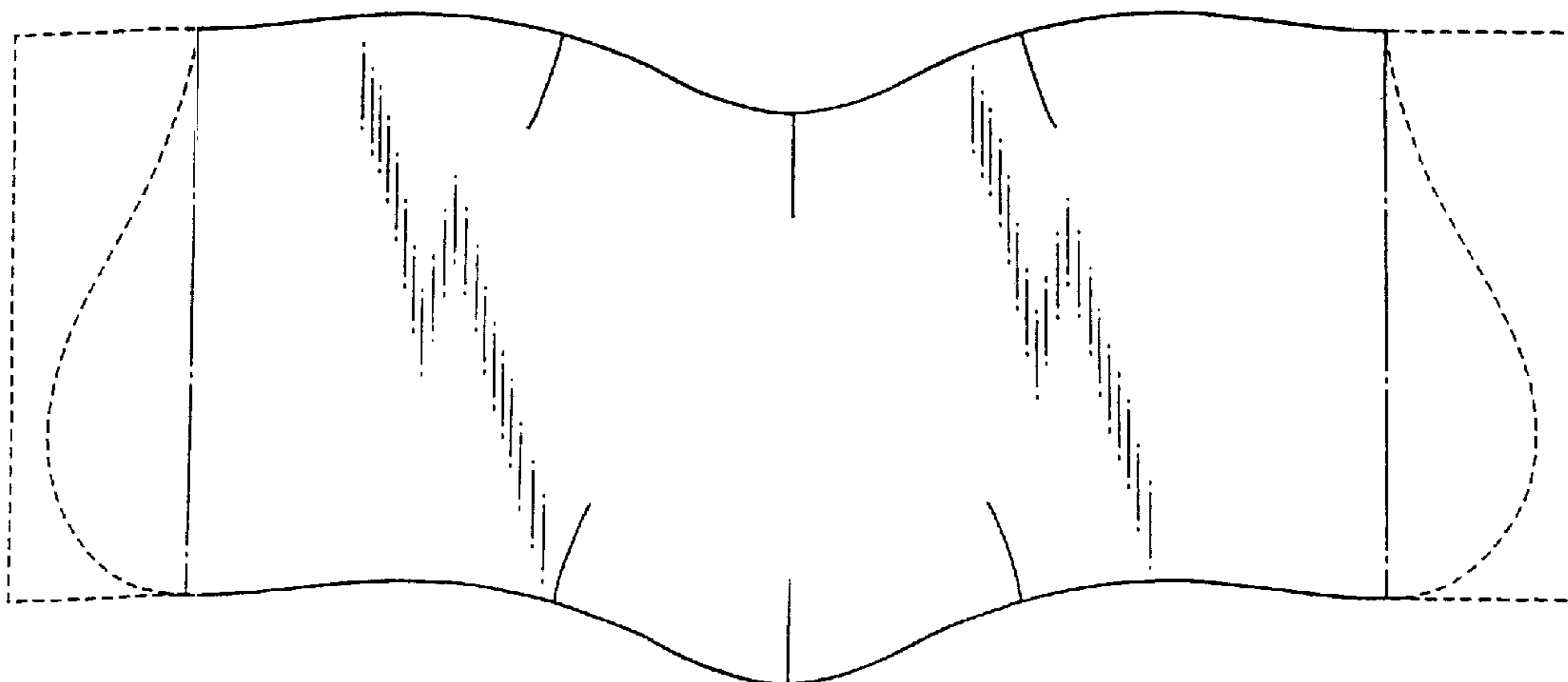


Fig.3

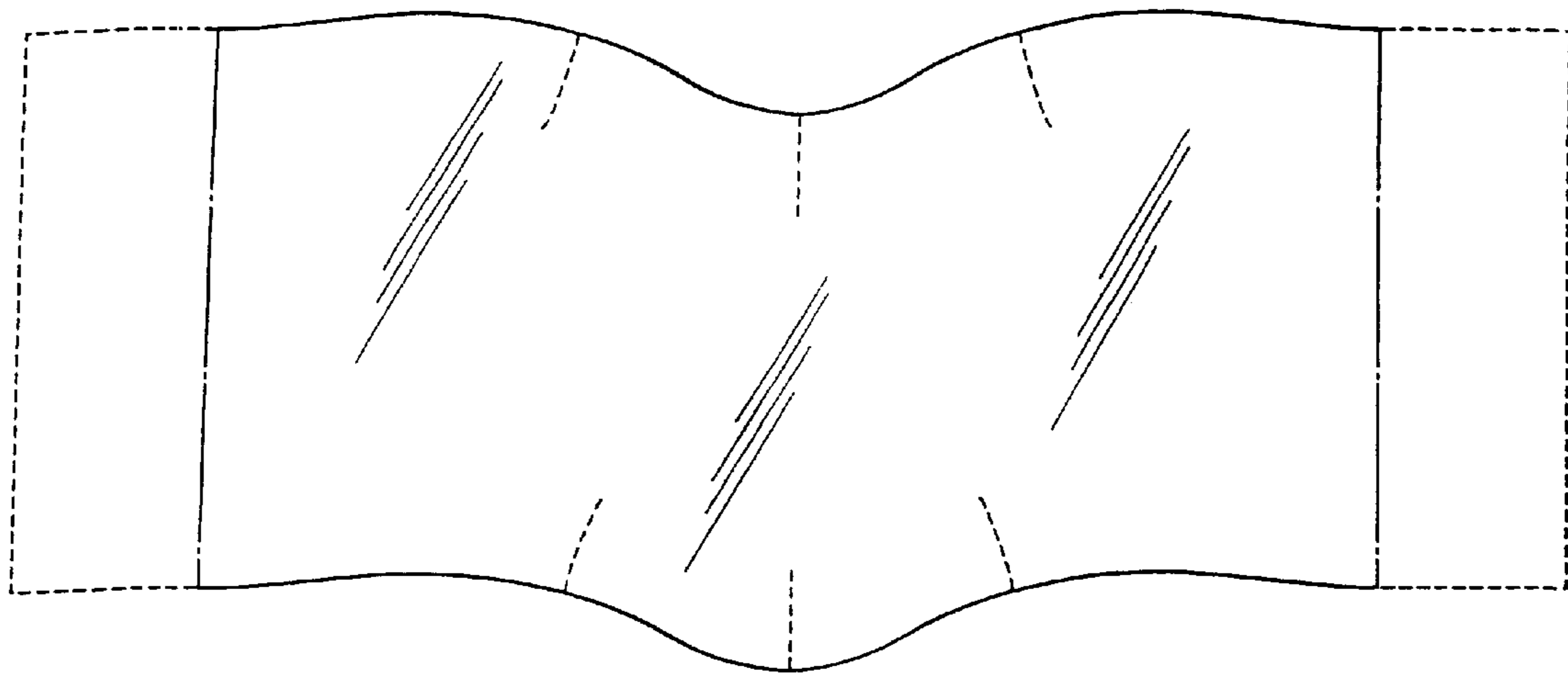


Fig.4



Fig.5

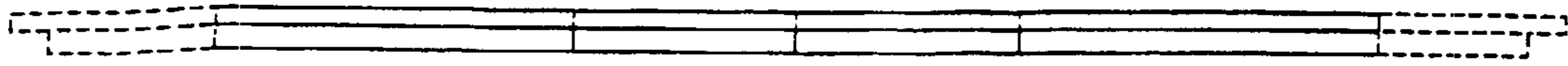


Fig.6

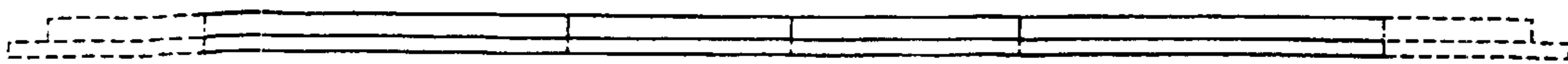


Fig.7

