



US00D532927S

(12) **United States Design Patent**
Sann

(10) **Patent No.:** **US D532,927 S**

(45) **Date of Patent:** **** Nov. 28, 2006**

(54) **ELONGATED CIGAR**

(75) Inventor: **Jonathan Sann**, Miami, FL (US)

(73) Assignee: **Jonathan Drew, Inc.**, Miami, FL (US)

(**) Term: **14 Years**

(21) Appl. No.: **29/252,876**

(22) Filed: **Jan. 26, 2006**

(51) **LOC (8) Cl.** **27-01**

(52) **U.S. Cl.** **D27/101**

(58) **Field of Classification Search** D27/100,
D27/101, 139; 131/360-368; D7/416
See application file for complete search history.

(56) **References Cited**

U.S. PATENT DOCUMENTS

| | | | | |
|-----------|---|----------|---------------------|--------|
| 251,340 | A | 12/1881 | Ginter | |
| 393,113 | A | 11/1888 | Jonas | |
| 582,265 | A | 5/1897 | Campbell | |
| D28,058 | S | 12/1897 | Weinreich | |
| D28,836 | S | 6/1898 | Heitmann | |
| D29,089 | S | 7/1898 | Heitmann | |
| D29,090 | S | 7/1898 | Heitmann | |
| D31,847 | S | 11/1899 | Snavely | |
| D34,334 | S | 4/1901 | Requard | |
| D34,602 | S | 6/1901 | Reinnstein | |
| 906,444 | A | 12/1908 | Michel | |
| 1,054,680 | A | * 3/1913 | Denmead | 44/511 |
| D46,968 | S | 2/1915 | Salomon | |
| 1,865,943 | A | 7/1932 | Miller | |
| 2,945,498 | A | 7/1960 | Trujillo Valdespino | |
| 3,583,406 | A | 6/1971 | Soyars | |
| H1271 | H | 1/1994 | Shouse | |
| D391,735 | S | 3/1998 | Baker | |

| | | | | |
|----------|---|----------|-----------|---------------|
| D404,516 | S | 1/1999 | Benhamou | |
| D405,221 | S | 2/1999 | Dal Monte | |
| D456,559 | S | * 4/2002 | Chandaria | D27/139 |

* cited by examiner

Primary Examiner—Jennifer Rivard

(74) *Attorney, Agent, or Firm*—Dilworth Paxson LLP; John W. Goldschmidt, Jr.; Philip J. Foret

(57) **CLAIM**

The ornamental design for an elongated cigar, as shown and described.

DESCRIPTION

FIG. 1 is a perspective view of an embodiment of the cigar of the present invention having opposing exposed tobacco and closed end surfaces, said exposed tobacco surface shown as substantially rectangular darkened area;

FIG. 2 is a plan view depicting a top surface of the cigar of FIG. 1;

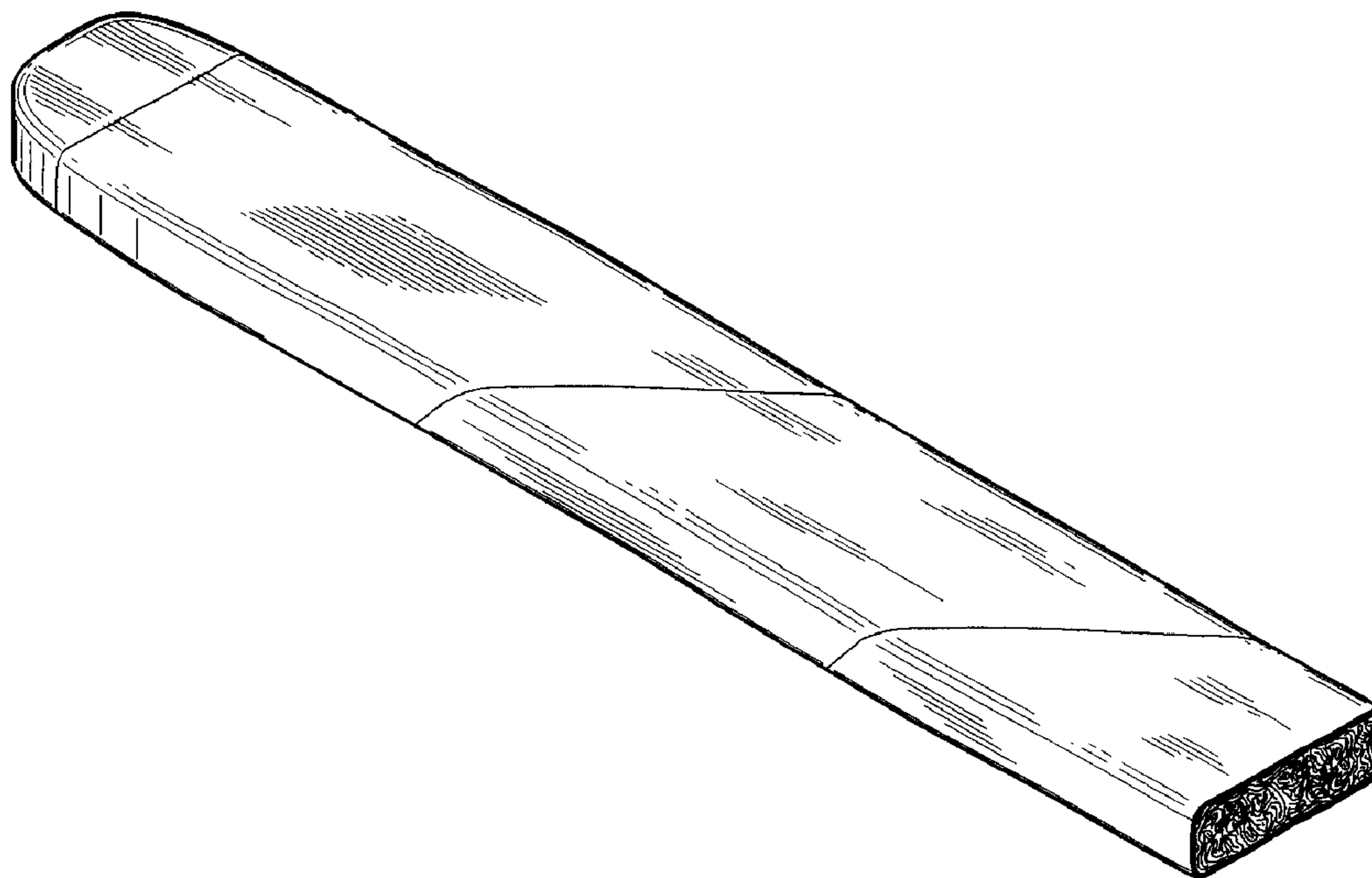
FIG. 3 is a plan view depicting a bottom surface of the cigar of FIG. 1 substantially opposing the top surface of FIG. 2;

FIG. 4 is an elevation view of the cigar of FIG. 1 depicting a side surface having opposing ends adjacent to the exposed tobacco end on the right, and the closed end on the left;

FIG. 5 is an elevation view of the cigar of FIG. 1 depicting a side surface substantially opposed to the side surface of FIG. 4, and having opposing ends adjacent to the closed end on the right and the exposed tobacco end on the left;

FIG. 6 is an elevation view of the cigar of FIG. 1 depicting the exposed tobacco end of the cigar; and,
FIG. 7 is an elevation view of the cigar of FIG. 1 depicting the closed end of the cigar which is substantially opposed to the exposed tobacco end depicted in FIG. 6.

1 Claim, 4 Drawing Sheets



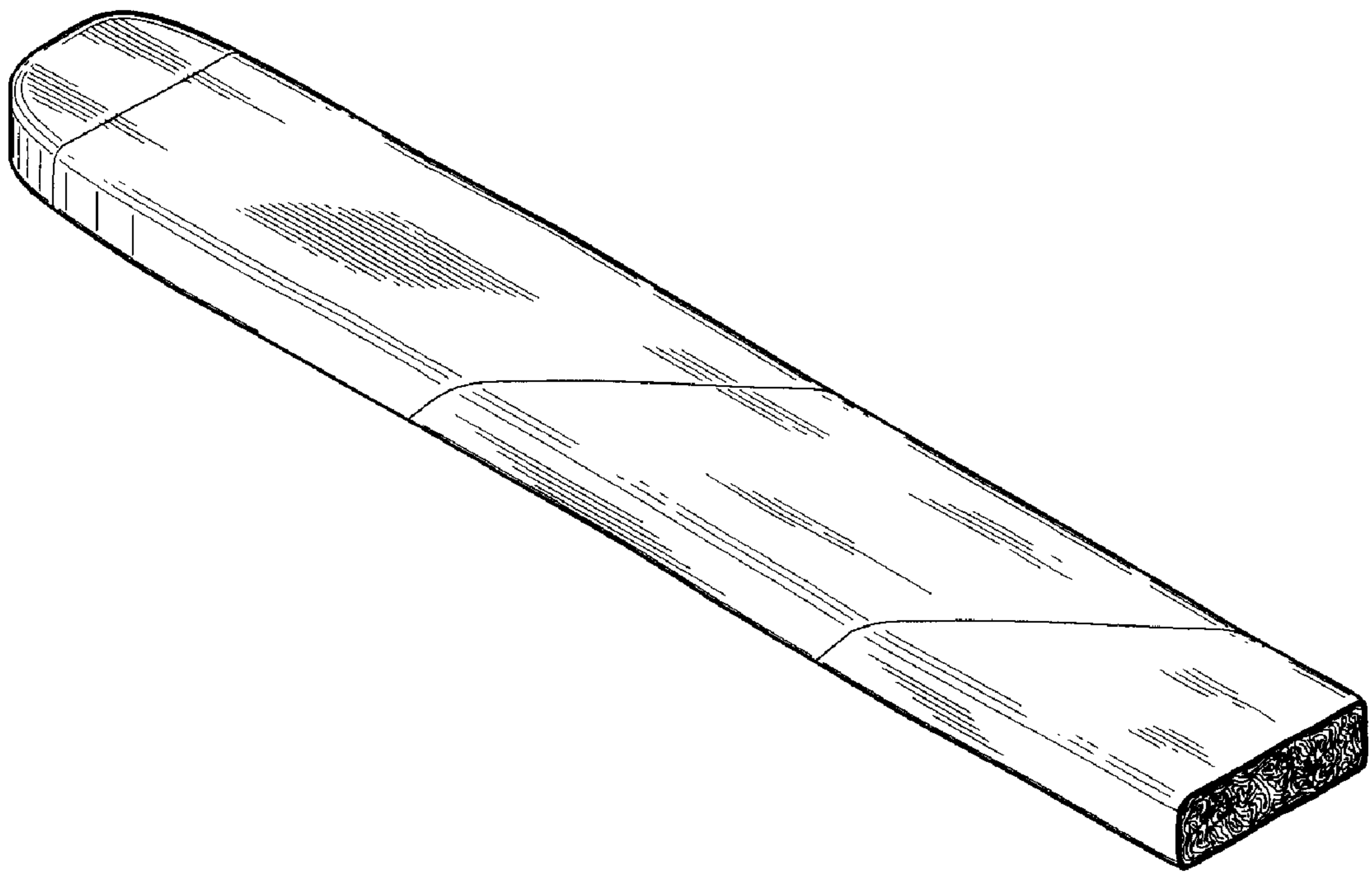


FIG. 1

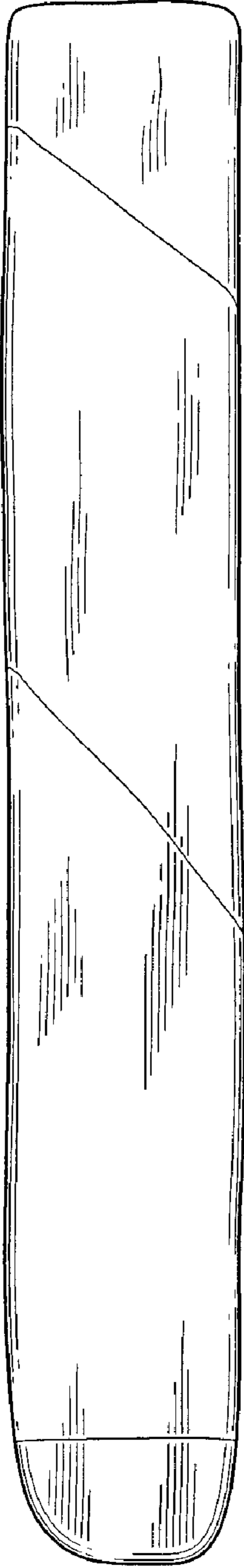


FIG. 2



FIG. 3




FIG. 4



FIG. 5



FIG. 6

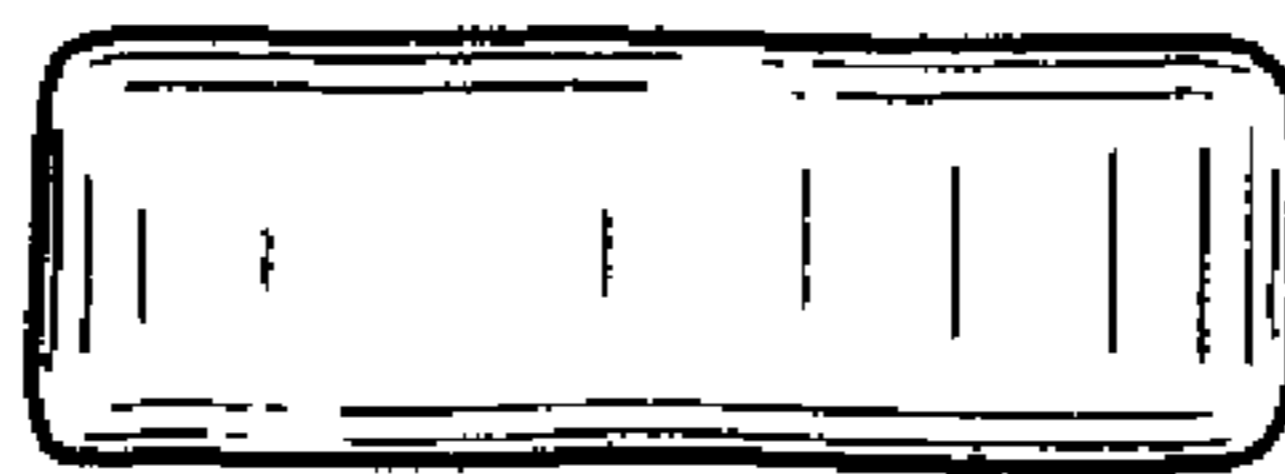


FIG. 7